

SUMMARY REPORT

CLARK COUNTY, IN
PRIMARY ELECTION
MAY 7, 2019
STATISTICS

Official Results

RUN DATE:05/17/19 12:41 PM

VOTES PERCENT

PRECINCTS COUNTED (OF 60)	60	100.00
REGISTERED VOTERS - TOTAL	72,076	
REGISTERED VOTERS - REPUBLICAN	0	
REGISTERED VOTERS - DEMOCRATIC	0	
BALLOTS CAST - TOTAL	8,709	
BALLOTS CAST - REPUBLICAN	4,758	54.63
BALLOTS CAST - DEMOCRATIC	3,951	45.37
VOTER TURNOUT - TOTAL		12.08

SUMMARY REPORT

CLARK COUNTY, IN
 PRIMARY ELECTION
 MAY 7, 2019
 REPUBLICAN

Official Results

RUN DATE:05/17/19 12:41 PM

	VOTES	PERCENT		VOTES	PERCENT
JEFFERSONVILLE MAYOR			CHARLESTOWN COUNCIL DST 1		
VOTE FOR 1			VOTE FOR 1		
MIKE MOORE	1,645	100.00	BO BERTRAM	285	64.48
			DARLENE DUVALL WILLIAMS.	157	35.52
JEFFERSONVILLE CLERK			CHARLESTOWN COUNCIL DST 2		
VOTE FOR 1			VOTE FOR 1		
LISA GILL	1,533	100.00	LARRY W. HENSLEY	134	44.67
			RUTHIE JACKSON.	166	55.33
JEFFERSONVILLE COUNCIL AT-LRG			CHARLESTOWN COUNCIL DST 3		
VOTE FOR 3			VOTE FOR 1		
SCOTT A. HAWKINS	1,395	36.89	B. J. STEELE	462	100.00
MATT OWEN	1,283	33.92			
JEREMY L. SNELLING	1,104	29.19			
JEFFERSONVILLE COUNCIL DST 2			CHARLESTOWN COUNCIL DST 4		
VOTE FOR 1			VOTE FOR 1		
BILL BURNS	306	51.60	BRIAN HESTER	267	100.00
ED Z. ZASTAWNY.	287	48.40			
JEFFERSONVILLE COUNCIL DST 3			CLARKSVILLE CLERK-TREASURER		
VOTE FOR 1			VOTE FOR 1		
JOE PARIS	285	100.00	LAUREN PARRY	602	100.00
JEFFERSONVILLE COUNCIL DST 4			CLARKSVILLE COUNCIL AT-LRG		
VOTE FOR 1			VOTE FOR 2		
SCOTTIE MAPLES.	249	100.00	JAMIE HUDGINS	240	21.84
			CONNIE ISON.	342	31.12
			JENNIFER VOIGNIER.	517	47.04
JEFFERSONVILLE COUNCIL DST 5			CLARKSVILLE COUNCIL DST 1		
VOTE FOR 1			VOTE FOR 1		
STEVE GILL	170	100.00	TIM HAUBER	102	100.00
JEFFERSONVILLE COUNCIL DST 6			CLARKSVILLE COUNCIL DST 2		
VOTE FOR 1			VOTE FOR 1		
STEVE WEBB	292	100.00	MIKE POPPLEWELL	53	47.75
			DEE SHELTON.	58	52.25
CHARLESTOWN MAYOR			CLARKSVILLE COUNCIL DST 3		
VOTE FOR 1			VOTE FOR 1		
DAVID ABBOTT	769	46.92	DAVID (RED) WORRALL	155	100.00
BOB HALL.	870	53.08			
CHARLESTOWN CLERK-TREASURER			CLARKSVILLE COUNCIL DST 4		
VOTE FOR 1			VOTE FOR 1		
DONNA COOMER	1,285	100.00	JAMES D. DISPONETT	54	38.85
			ANDRE JONES.	85	61.15
CHARLESTOWN COUNCIL AT-LRG					
VOTE FOR 1					
RONALD BLEVINS.	627	39.34			
J. T. COX	967	60.66			

RUN DATE:05/17/19 12:41 PM

VOTES PERCENT

CLARKSVILLE COUNCIL DST 5

VOTE FOR 1

ED ESKRIDGE.	42	20.79
AARON (A. D.) STONECIPHER	160	79.21

SELLERSBURG CLERK-TREASURER

VOTE FOR 1

MICHELLE D. MILLER	362	100.00
------------------------------	-----	--------

SELLERSBURG COUNCIL AT-LRG

VOTE FOR 1

MATTHEW CZARNECKI.	281	68.04
TODD HOOKER.	132	31.96

SELLERSBURG COUNCIL DST 1

VOTE FOR 1

SCOTT MCVOY.	143	61.11
MARTINA WEBSTER	91	38.89

SELLERSBURG COUNCIL DST 2

VOTE FOR 1

RANDY MOBLEY	93	100.00
------------------------	----	--------

SELLERSBURG COUNCIL DST 4

VOTE FOR 1

CHRIS CARLYLE	18	62.07
BILL CONLIN.	11	37.93

UTICA COUNCIL

VOTE FOR 5

FRANKIE LEE GARRETT JR..	47	43.52
KENT HALL	29	26.85
MATT MORROW.	32	29.63

SUMMARY REPORT

CLARK COUNTY, IN
PRIMARY ELECTION
MAY 7, 2019
DEMOCRATIC

Official Results

RUN DATE:05/17/19 12:41 PM

	VOTES	PERCENT		VOTES	PERCENT
JEFFERSONVILLE MAYOR			CHARLESTOWN COUNCIL DST 1		
VOTE FOR 1			VOTE FOR 1		
THOMAS R. GALLIGAN	1,760	100.00	STEVE COYNE SR.	51	100.00
JEFFERSONVILLE CLERK			CHARLESTOWN COUNCIL DST 2		
VOTE FOR 1			VOTE FOR 1		
JEFF FREY	1,959	100.00	ANGELA CORNETT.	30	100.00
JEFFERSONVILLE COUNCIL AT-LRG			CHARLESTOWN COUNCIL DST 4		
VOTE FOR 3			VOTE FOR 1		
RON ELLIS	1,697	38.89	SUSAN BOTTORFF.	60	100.00
MIGUEL HAMPTON.	1,293	29.63	CLARKSVILLE CLERK-TREASURER		
JASON SCHLATTER	1,374	31.48	VOTE FOR 1		
JEFFERSONVILLE COUNCIL DST 1			BOB LEUTHART	955	100.00
VOTE FOR 1			CLARKSVILLE JUDGE		
DEBORAH K. HENDERSON.	221	39.32	VOTE FOR 1		
DUSTIN T. WHITE	341	60.68	JAMES (JIMMIE) GUILFOYLE	936	100.00
JEFFERSONVILLE COUNCIL DST 2			CLARKSVILLE COUNCIL AT-LRG		
VOTE FOR 1			VOTE FOR 2		
KENNETH APPLGATE.	147	39.95	KAREN HENDERSON	570	30.25
PAMELA CLARK	221	60.05	JAIME HUNT	297	15.76
JEFFERSONVILLE COUNCIL DST 3			WILL H. KRAMER.	169	8.97
VOTE FOR 1			DAVID (YOGI) PARIS	339	17.99
AUDREY BAINES	288	61.02	ADAM RAYBORN	231	12.26
BRIDGETTE FLEMING DOZAL.	184	38.98	DENNY WISEMAN	278	14.76
JEFFERSONVILLE COUNCIL DST 5			CLARKSVILLE COUNCIL DST 1		
VOTE FOR 1			VOTE FOR 1		
DONNIE CROFT	192	61.54	MICHAELIA S. GILBERT.	140	44.30
AARON FAIRBANKS	120	38.46	DWIGHT INGLE	59	18.67
CHARLESTOWN MAYOR			TONY MUNICH.	117	37.03
VOTE FOR 1			CLARKSVILLE COUNCIL DST 2		
TREVA HODGES	194	100.00	VOTE FOR 1		
CHARLESTOWN CLERK-TREASURER			JOHN GILKEY.	92	77.31
VOTE FOR 1			PAUL GRISHAM	27	22.69
TINA BARNES.	185	100.00	CLARKSVILLE COUNCIL DST 3		
CHARLESTOWN COUNCIL AT-LRG			VOTE FOR 1		
VOTE FOR 1			TERRY DORSETT	36	10.06
DAVE SPEAR SR..	197	100.00	BOB MCEWEN	154	43.02
			RYAN RAMSEY.	168	46.93
			CLARKSVILLE COUNCIL DST 4		
			VOTE FOR 1		
			MICHAEL (MIKE) MUSTAIN	199	100.00

SUMMARY REPORT

CLARK COUNTY, IN
PRIMARY ELECTION
MAY 7, 2019
DEMOCRATIC

RUN DATE:05/17/19 12:41 PM

VOTES PERCENT

SELLERSBURG COUNCIL DST 2	
VOTE FOR 1	
JAMES LAMASTER.	48 100.00


SELLERSBURG COUNCIL DST 3	
VOTE FOR 1	
BRAD J. AMOS	38 100.00

SELLERSBURG COUNCIL DST 4	
VOTE FOR 1	
TERRY LANGFORD.	26 100.00


UTICA CLERK-TREASURER	
VOTE FOR 1	
PATTY DEARK LOVE	147 100.00

UTICA COUNCIL	
VOTE FOR 5	
TOM (CHRIS) BACH	51 7.11
JIMMY CARTER	70 9.76
TIM COOPER	48 6.69
ROBBIE DEARK	93 12.97
HENRY (HANK) DORMAN	133 18.55
SHELLY GAITHER.	99 13.81
J. STEVE LONG	97 13.53
MARTHA (BRUNER) WHETSELL	126 17.57


WE, THE UNDERSIGNED, DO HEREBY CERTIFY THAT THE ABOVE RESULTS ARE A TRUE AND ACCURATE ACCOUNT OF ALL BALLOTS COUNTED AND THAT ALL COUNTERS WERE ZERO (0) WHEN THE POLLS OPENED AND THAT THE ELECTION WAS HELD IN ACCORDANCE WITH THE LAWS OF THE STATE.



 ELECTION JUDGE



 ELECTION JUDGE



 ELECTION JUDGE

 ELECTION JUDGE

 ELECTION JUDGE

CLARK COUNTY, IN
PRIMARY ELECTION
MAY 7, 2019
STATISTICS

PRECINCT REPORT

IN DATE:05/17/19 12:43 PM

001 CARR 01

VOTES PERCENT

REGISTERED VOTERS - TOTAL	1015	
REGISTERED VOTERS - REPUBLICAN	0	
REGISTERED VOTERS - DEMOCRATIC	0	
BALLOTS CAST - TOTAL	158	
BALLOTS CAST - REPUBLICAN	158	100.00
BALLOTS CAST - DEMOCRATIC	0	
VOTER TURNOUT - TOTAL		15.57

PRECINCT REPORT

CLARK COUNTY, IN
PRIMARY ELECTION
MAY 7, 2019
REPUBLICAN

Offical Results

RUN DATE:05/17/19 12:43 PM

0001 CARR 01

VOTES PERCENT

SELLERSBURG CLERK-TREASURER

VOTE FOR 1

MICHELLE D. MILLER	122	100.00
------------------------------	-----	--------

SELLERSBURG COUNCIL AT-LRG

VOTE FOR 1

MATTHEW CZARNECKI.	90	68.18
TODD HOOKER.	42	31.82

SELLERSBURG COUNCIL DST 1

VOTE FOR 1

SCOTT MCVOY.	102	64.56
MARTINA WEBSTER	56	35.44

WE, THE UNDERSIGNED, DO HEREBY CERTIFY
THAT THE ABOVE RESULTS ARE A TRUE AND
ACCURATE ACCOUNT OF ALL BALLOTS COUNTED
AND THAT ALL COUNTERS WERE ZERO (0)
WHEN THE POLLS OPENED AND THAT THE
ELECTION WAS HELD IN ACCORDANCE WITH
THE LAWS OF THE STATE.

ELECTION JUDGE

ELECTION JUDGE

ELECTION JUDGE

ELECTION JUDGE

ELECTION JUDGE

PRECINCT REPORT

CLARK COUNTY, IN
PRIMARY ELECTION
MAY 7, 2019
STATISTICS

Official Results

RUN DATE:05/17/19 12:43 PM

0002 CHARLESTOWN 01

	VOTES	PERCENT
REGISTERED VOTERS - TOTAL	1437	
REGISTERED VOTERS - REPUBLICAN	0	
REGISTERED VOTERS - DEMOCRATIC	0	
BALLOTS CAST - TOTAL.	516	
BALLOTS CAST - REPUBLICAN	459	88.95
BALLOTS CAST - DEMOCRATIC	57	11.05
VOTER TURNOUT - TOTAL	35.91	

PRECINCT REPORT

CLARK COUNTY, IN
PRIMARY ELECTION
MAY 7, 2019
REPUBLICAN

Official Results

RUN DATE:05/17/19 12:43 PM

0002 CHARLESTOWN 01

VOTES PERCENT

CHARLESTOWN MAYOR

VOTE FOR 1

DAVID ABBOTT	213	46.71
BOB HALL.	243	53.29

CHARLESTOWN CLERK-TREASURER

VOTE FOR 1

DONNA COOMER	345	100.00
------------------------	-----	--------

CHARLESTOWN COUNCIL AT-LRG

VOTE FOR 1

RONALD BLEVINS.	195	43.43
J. T. COX	254	56.57

CHARLESTOWN COUNCIL DST 1

VOTE FOR 1

BO BERTRAM	285	64.48
DARLENE DUVALL WILLIAMS.	157	35.52

RUN DATE:05/17/19 12:43 PM

0002 CHARLESTOWN 01

VOTES PERCENT

CHARLESTOWN MAYOR

VOTE FOR 1

TREVA HODGES 54 100.00

CHARLESTOWN CLERK-TREASURER

VOTE FOR 1

TINA BARNES. 50 100.00

CHARLESTOWN COUNCIL AT-LRG

VOTE FOR 1

DAVE SPEAR SR.. 52 100.00

CHARLESTOWN COUNCIL DST 1

VOTE FOR 1

STEVE COYNE SR. 51 100.00

WE, THE UNDERSIGNED, DO HEREBY CERTIFY
THAT THE ABOVE RESULTS ARE A TRUE AND
ACCURATE ACCOUNT OF ALL BALLOTS COUNTED
AND THAT ALL COUNTERS WERE ZERO (0)
WHEN THE POLLS OPENED AND THAT THE
ELECTION WAS HELD IN ACCORDANCE WITH
THE LAWS OF THE STATE.

ELECTION JUDGE

ELECTION JUDGE

ELECTION JUDGE

ELECTION JUDGE

ELECTION JUDGE

PRECINCT REPORT

CLARK COUNTY, IN
PRIMARY ELECTION
MAY 7, 2019
STATISTICS

Official Results

RUN DATE:05/17/19 12:43 PM

0003 CHARLESTOWN 02

VOTES PERCENT

REGISTERED VOTERS - TOTAL	685	
REGISTERED VOTERS - REPUBLICAN	0	
REGISTERED VOTERS - DEMOCRATIC	0	
BALLOTS CAST - TOTAL.	240	
BALLOTS CAST - REPUBLICAN	211	87.92
BALLOTS CAST - DEMOCRATIC	29	12.08
VOTER TURNOUT - TOTAL		35.04

PRECINCT REPORT

CLARK COUNTY, IN
PRIMARY ELECTION
MAY 7, 2019
REPUBLICAN

Official Results

RUN DATE:05/17/19 12:43 PM

0003 CHARLESTOWN 02

VOTES PERCENT

CHARLESTOWN MAYOR

VOTE FOR 1

DAVID ABBOTT	117	55.45
BOB HALL.	94	44.55

CHARLESTOWN CLERK-TREASURER

VOTE FOR 1

DONNA COOMER	162	100.00
------------------------	-----	--------

CHARLESTOWN COUNCIL AT-LRG

VOTE FOR 1

RONALD BLEVINS.	88	44.67
J. T. COX	109	55.33

CHARLESTOWN COUNCIL DST 2

VOTE FOR 1

LARRY W. HENSLEY	72	34.29
RUTHIE JACKSON.	138	65.71

PRECINCT REPORT

CLARK COUNTY, IN
PRIMARY ELECTION
MAY 7, 2019
DEMOCRATIC

Official Results

RUN DATE:05/17/19 12:43 PM

0003 CHARLESTOWN 02

VOTES PERCENT

CHARLESTOWN MAYOR

VOTE FOR 1

TREVA HODGES 26 100.00

CHARLESTOWN CLERK-TREASURER

VOTE FOR 1

TINA BARNES. 23 100.00

CHARLESTOWN COUNCIL AT-LRG

VOTE FOR 1

DAVE SPEAR SR.. 24 100.00

CHARLESTOWN COUNCIL DST 2

VOTE FOR 1

ANGELA CORNETT. 21 100.00

WE, THE UNDERSIGNED, DO HEREBY CERTIFY
THAT THE ABOVE RESULTS ARE A TRUE AND
ACCURATE ACCOUNT OF ALL BALLOTS COUNTED
AND THAT ALL COUNTERS WERE ZERO (0)
WHEN THE POLLS OPENED AND THAT THE
ELECTION WAS HELD IN ACCORDANCE WITH
THE LAWS OF THE STATE.

ELECTION JUDGE

ELECTION JUDGE

ELECTION JUDGE

ELECTION JUDGE

ELECTION JUDGE

CLARK COUNTY, IN
PRIMARY ELECTION
MAY 7, 2019
STATISTICS

PRECINCT REPORT

RUN DATE:05/17/19 12:43 PM

0004 CHARLESTOWN 03

VOTES PERCENT

REGISTERED VOTERS - TOTAL	445	
REGISTERED VOTERS - REPUBLICAN	0	
REGISTERED VOTERS - DEMOCRATIC	0	
BALLOTS CAST - TOTAL	102	
BALLOTS CAST - REPUBLICAN	93	91.18
BALLOTS CAST - DEMOCRATIC	9	8.82
VOTER TURNOUT - TOTAL		22.92

PRECINCT REPORT

CLARK COUNTY, IN
PRIMARY ELECTION
MAY 7, 2019
REPUBLICAN

Official Results

RUN DATE:05/17/19 12:43 PM

0004 CHARLESTOWN 03

VOTES PERCENT

CHARLESTOWN MAYOR

VOTE FOR 1

DAVID ABBOTT	86	92.47
BOB HALL.	7	7.53

CHARLESTOWN CLERK-TREASURER

VOTE FOR 1

DONNA COOMER	39	100.00
------------------------	----	--------

CHARLESTOWN COUNCIL AT-LRG

VOTE FOR 1

RONALD BLEVINS.	73	83.91
J. T. COX	14	16.09

CHARLESTOWN COUNCIL DST 2

VOTE FOR 1

LARRY W. HENSLEY	62	68.89
RUTHIE JACKSON.	28	31.11

PRECINCT REPORT

CLARK COUNTY, IN
PRIMARY ELECTION
MAY 7, 2019
DEMOCRATIC

RUN DATE:05/17/19 12:43 PM

0004 CHARLESTOWN 03

VOTES PERCENT

CHARLESTOWN MAYOR

VOTE FOR 1		
TREVA HODGES	9	100.00

CHARLESTOWN CLERK-TREASURER

VOTE FOR 1		
TINA BARNES.	9	100.00

CHARLESTOWN COUNCIL AT-LRG

VOTE FOR 1		
DAVE SPEAR SR..	9	100.00

CHARLESTOWN COUNCIL DST 2

VOTE FOR 1		
ANGELA CORNETT.	9	100.00

WE, THE UNDERSIGNED, DO HEREBY CERTIFY
THAT THE ABOVE RESULTS ARE A TRUE AND
ACCURATE ACCOUNT OF ALL BALLOTS COUNTED
AND THAT ALL COUNTERS WERE ZERO (0)
WHEN THE POLLS OPENED AND THAT THE
ELECTION WAS HELD IN ACCORDANCE WITH
THE LAWS OF THE STATE.

ELECTION JUDGE

ELECTION JUDGE

ELECTION JUDGE

ELECTION JUDGE

ELECTION JUDGE

PRECINCT REPORT

CLARK COUNTY, IN
PRIMARY ELECTION
MAY 7, 2019
STATISTICS

Offical Results

RUN DATE:05/17/19 12:43 PM

0005 CHARLESTOWN 04

VOTES PERCENT

REGISTERED VOTERS - TOTAL	621	
REGISTERED VOTERS - REPUBLICAN	0	
REGISTERED VOTERS - DEMOCRATIC	0	
BALLOTS CAST - TOTAL	156	
BALLOTS CAST - REPUBLICAN	127	81.41
BALLOTS CAST - DEMOCRATIC	29	18.59
VOTER TURNOUT - TOTAL		25.12

PRECINCT REPORT

CLARK COUNTY, IN
PRIMARY ELECTION
MAY 7, 2019
REPUBLICAN

Official Results

RUN DATE:05/17/19 12:43 PM

0005 CHARLESTOWN 04

VOTES PERCENT

CHARLESTOWN MAYOR

VOTE FOR 1

DAVID ABBOTT	80	63.49
BOB HALL.	46	36.51

CHARLESTOWN CLERK-TREASURER

VOTE FOR 1

DONNA COOMER	93	100.00
------------------------	----	--------

CHARLESTOWN COUNCIL AT-LRG

VOTE FOR 1

RONALD BLEVINS.	65	52.85
J. T. COX	58	47.15

CHARLESTOWN COUNCIL DST 4

VOTE FOR 1

BRIAN HESTER	94	100.00
------------------------	----	--------

PRECINCT REPORT

CLARK COUNTY, IN
PRIMARY ELECTION
MAY 7, 2019
DEMOCRATIC

Official Results

RUN DATE:05/17/19 12:43 PM

0005 CHARLESTOWN 04

VOTES PERCENT

CHARLESTOWN MAYOR

VOTE FOR 1

TREVA HODGES 24 100.00

CHARLESTOWN CLERK-TREASURER

VOTE FOR 1

TINA BARNES. 21 100.00

CHARLESTOWN COUNCIL AT-LRG

VOTE FOR 1

DAVE SPEAR SR.. 26 100.00

CHARLESTOWN COUNCIL DST 4

VOTE FOR 1

SUSAN BOTTORFF. 24 100.00

WE, THE UNDERSIGNED, DO HEREBY CERTIFY
THAT THE ABOVE RESULTS ARE A TRUE AND
ACCURATE ACCOUNT OF ALL BALLOTS COUNTED
AND THAT ALL COUNTERS WERE ZERO (0)
WHEN THE POLLS OPENED AND THAT THE
ELECTION WAS HELD IN ACCORDANCE WITH
THE LAWS OF THE STATE.

ELECTION JUDGE

ELECTION JUDGE

ELECTION JUDGE

ELECTION JUDGE

ELECTION JUDGE

PRECINCT REPORT

CLARK COUNTY, IN
PRIMARY ELECTION
MAY 7, 2019
STATISTICS

Official Results

RUN DATE:05/17/19 12:43 PM

0006 CHARLESTOWN 05

VOTES PERCENT

REGISTERED VOTERS - TOTAL	584	
REGISTERED VOTERS - REPUBLICAN	0	
REGISTERED VOTERS - DEMOCRATIC	0	
BALLOTS CAST - TOTAL	244	
BALLOTS CAST - REPUBLICAN	203	83.20
BALLOTS CAST - DEMOCRATIC	41	16.80
VOTER TURNOUT - TOTAL		41.78

PRECINCT REPORT

CLARK COUNTY, IN
PRIMARY ELECTION
MAY 7, 2019
REPUBLICAN

Offical Results

RUN DATE:05/17/19 12:43 PM

0006 CHARLESTOWN 05

VOTES PERCENT

CHARLESTOWN MAYOR

VOTE FOR 1

DAVID ABBOTT	102	50.50
BOB HALL.	100	49.50

CHARLESTOWN CLERK-TREASURER

VOTE FOR 1

DONNA COOMER	156	100.00
------------------------	-----	--------

CHARLESTOWN COUNCIL AT-LRG

VOTE FOR 1

RONALD BLEVINS.	84	42.64
J. T. COX	113	57.36

CHARLESTOWN COUNCIL DST 4

VOTE FOR 1

BRIAN HESTER	159	100.00
------------------------	-----	--------

PRECINCT REPORT

CLARK COUNTY, IN
PRIMARY ELECTION
MAY 7, 2019
DEMOCRATIC

Official Results

RUN DATE:05/17/19 12:43 PM

0006 CHARLESTOWN 05

VOTES PERCENT

CHARLESTOWN MAYOR

VOTE FOR 1

TREVA HODGES 36 100.00

CHARLESTOWN CLERK-TREASURER

VOTE FOR 1

TINA BARNES. 33 100.00

CHARLESTOWN COUNCIL AT-LRG

VOTE FOR 1

DAVE SPEAR SR.. 36 100.00

CHARLESTOWN COUNCIL DST 4

VOTE FOR 1

SUSAN BOTTORFF. 31 100.00

WE, THE UNDERSIGNED, DO HEREBY CERTIFY
THAT THE ABOVE RESULTS ARE A TRUE AND
ACCURATE ACCOUNT OF ALL BALLOTS COUNTED
AND THAT ALL COUNTERS WERE ZERO (0)
WHEN THE POLLS OPENED AND THAT THE
ELECTION WAS HELD IN ACCORDANCE WITH
THE LAWS OF THE STATE.

ELECTION JUDGE

ELECTION JUDGE

ELECTION JUDGE

ELECTION JUDGE

ELECTION JUDGE

PRECINCT REPORT

CLARK COUNTY, IN
PRIMARY ELECTION
MAY 7, 2019
STATISTICS

Official Results

RUN DATE:05/17/19 12:43 PM

0007 CHARLESTOWN 06

VOTES PERCENT

REGISTERED VOTERS - TOTAL	2673	
REGISTERED VOTERS - REPUBLICAN	0	
REGISTERED VOTERS - DEMOCRATIC	0	
BALLOTS CAST - TOTAL	546	
BALLOTS CAST - REPUBLICAN	499	91.39
BALLOTS CAST - DEMOCRATIC	47	8.61
VOTER TURNOUT - TOTAL		20.43

PRECINCT REPORT

CLARK COUNTY, IN
PRIMARY ELECTION
MAY 7, 2019
REPUBLICAN

Offical Results

RUN DATE:05/17/19 12:43 PM

0007 CHARLESTOWN 06

VOTES PERCENT

CHARLESTOWN MAYOR

VOTE FOR 1

DAVID ABBOTT	152	30.96
BOB HALL.	339	69.04

CHARLESTOWN CLERK-TREASURER

VOTE FOR 1

DONNA COOMER	433	100.00
------------------------	-----	--------

CHARLESTOWN COUNCIL AT-LRG

VOTE FOR 1

RONALD BLEVINS.	109	22.61
J. T. COX	373	77.39

CHARLESTOWN COUNCIL DST 3

VOTE FOR 1

B. J. STEELE	420	100.00
------------------------	-----	--------

PRECINCT REPORT

CLARK COUNTY, IN
PRIMARY ELECTION
MAY 7, 2019
DEMOCRATIC

Official Results

RUN DATE:05/17/19 12:43 PM

0007 CHARLESTOWN 06

VOTES PERCENT

CHARLESTOWN MAYOR

VOTE FOR 1

TREVA HODGES 39 100.00

CHARLESTOWN CLERK-TREASURER

VOTE FOR 1

TINA BARNES. 43 100.00

CHARLESTOWN COUNCIL AT-LRG

VOTE FOR 1

DAVE SPEAR SR.. 44 100.00

WE, THE UNDERSIGNED, DO HEREBY CERTIFY
THAT THE ABOVE RESULTS ARE A TRUE AND
ACCURATE ACCOUNT OF ALL BALLOTS COUNTED
AND THAT ALL COUNTERS WERE ZERO (0)
WHEN THE POLLS OPENED AND THAT THE
ELECTION WAS HELD IN ACCORDANCE WITH
THE LAWS OF THE STATE.

ELECTION JUDGE

ELECTION JUDGE

ELECTION JUDGE

ELECTION JUDGE

ELECTION JUDGE

PRECINCT REPORT

CLARK COUNTY, IN
PRIMARY ELECTION
MAY 7, 2019
STATISTICS

Offical Results

RUN DATE:05/17/19 12:43 PM

0008 CHARLESTOWN 07

VOTES PERCENT

REGISTERED VOTERS - TOTAL	3133
REGISTERED VOTERS - REPUBLICAN	0
REGISTERED VOTERS - DEMOCRATIC	0
BALLOTS CAST - TOTAL.	0
BALLOTS CAST - REPUBLICAN	0
BALLOTS CAST - DEMOCRATIC	0

PRECINCT REPORT

CLARK COUNTY, IN
PRIMARY ELECTION
MAY 7, 2019
REPUBLICAN

Official Results

RUN DATE:05/17/19 12:43 PM

0008 CHARLESTOWN 07

VOTES PERCENT

JEFFERSONVILLE MAYOR

VOTE FOR 1

MIKE MOORE 0

JEFFERSONVILLE CLERK

VOTE FOR 1

LISA GILL 0

JEFFERSONVILLE COUNCIL AT-LRG

VOTE FOR 3

SCOTT A. HAWKINS 0

MATT OWEN 0

JEREMY L. SNELLING 0

JEFFERSONVILLE COUNCIL DST 6

VOTE FOR 1

STEVE WEBB 0

PRECINCT REPORT

CLARK COUNTY, IN
PRIMARY ELECTION
MAY 7, 2019
DEMOCRATIC

Official Results

RUN DATE:05/17/19 12:43 PM

0008 CHARLESTOWN 07

VOTES PERCENT

JEFFERSONVILLE MAYOR

VOTE FOR 1

THOMAS R. GALLIGAN 0

JEFFERSONVILLE CLERK

VOTE FOR 1

JEFF FREY 0

JEFFERSONVILLE COUNCIL AT-LRG

VOTE FOR 3

RON ELLIS 0

MIGUEL HAMPTON. 0

JASON SCHLATTER 0

WE, THE UNDERSIGNED, DO HEREBY CERTIFY
THAT THE ABOVE RESULTS ARE A TRUE AND
ACCURATE ACCOUNT OF ALL BALLOTS COUNTED
AND THAT ALL COUNTERS WERE ZERO (0)
WHEN THE POLLS OPENED AND THAT THE
ELECTION WAS HELD IN ACCORDANCE WITH
THE LAWS OF THE STATE.

ELECTION JUDGE

ELECTION JUDGE

ELECTION JUDGE

ELECTION JUDGE

ELECTION JUDGE

PRECINCT REPORT

CLARK COUNTY, IN
PRIMARY ELECTION
MAY 7, 2019
STATISTICS

Official Results

RUN DATE:05/17/19 12:43 PM

0060 CHARLESTOWN 07B

VOTES PERCENT

REGISTERED VOTERS - TOTAL	0	
REGISTERED VOTERS - REPUBLICAN	0	
REGISTERED VOTERS - DEMOCRATIC	0	
BALLOTS CAST - TOTAL	117	
BALLOTS CAST - REPUBLICAN	101	86.32
BALLOTS CAST - DEMOCRATIC	16	13.68

PRECINCT REPORT

CLARK COUNTY, IN
PRIMARY ELECTION
MAY 7, 2019
REPUBLICAN

Offical Results

RUN DATE:05/17/19 12:43 PM

0060 CHARLESTOWN 07B

VOTES PERCENT

JEFFERSONVILLE MAYOR

VOTE FOR 1

MIKE MOORE 36 100.00

JEFFERSONVILLE CLERK

VOTE FOR 1

LISA GILL 34 100.00

JEFFERSONVILLE COUNCIL AT-LRG

VOTE FOR 3

SCOTT A. HAWKINS 37 38.95

MATT OWEN 30 31.58

JEREMY L. SNELLING 28 29.47

JEFFERSONVILLE COUNCIL DST 6

VOTE FOR 1

STEVE WEBB 38 100.00

CHARLESTOWN MAYOR

VOTE FOR 1

DAVID ABBOTT 19 31.67

BOB HALL 41 68.33

CHARLESTOWN CLERK-TREASURER

VOTE FOR 1

DONNA COOMER 57 100.00

CHARLESTOWN COUNCIL AT-LRG

VOTE FOR 1

RONALD BLEVINS 13 22.03

J. T. COX 46 77.97

CHARLESTOWN COUNCIL DST 3

VOTE FOR 1

B. J. STEELE 42 100.00

CHARLESTOWN COUNCIL DST 4

VOTE FOR 1

BRIAN HESTER 14 100.00

PRECINCT REPORT

CLARK COUNTY, IN
PRIMARY ELECTION
MAY 7, 2019
DEMOCRATIC

Official Results

RUN DATE:05/17/19 12:43 PM

0060 CHARLESTOWN 07B

VOTES PERCENT

JEFFERSONVILLE MAYOR

VOTE FOR 1

THOMAS R. GALLIGAN 7 100.00

JEFFERSONVILLE CLERK

VOTE FOR 1

JEFF FREY 8 100.00

JEFFERSONVILLE COUNCIL AT-LRG

VOTE FOR 3

RON ELLIS 9 34.62

MIGUEL HAMPTON. 9 34.62

JASON SCHLATTER 8 30.77

CHARLESTOWN MAYOR

VOTE FOR 1

TREVA HODGES 6 100.00

CHARLESTOWN CLERK-TREASURER

VOTE FOR 1

TINA BARNES. 6 100.00

CHARLESTOWN COUNCIL AT-LRG

VOTE FOR 1

DAVE SPEAR SR.. 6 100.00

CHARLESTOWN COUNCIL DST 4

VOTE FOR 1

SUSAN BOTTORFF. 5 100.00

WE, THE UNDERSIGNED, DO HEREBY CERTIFY
THAT THE ABOVE RESULTS ARE A TRUE AND
ACCURATE ACCOUNT OF ALL BALLOTS COUNTED
AND THAT ALL COUNTERS WERE ZERO (0)
WHEN THE POLLS OPENED AND THAT THE
ELECTION WAS HELD IN ACCORDANCE WITH
THE LAWS OF THE STATE.

ELECTION JUDGE

ELECTION JUDGE

ELECTION JUDGE

ELECTION JUDGE

REPORT

CLARK COUNTY, IN
PRIMARY ELECTION
MAY 7, 2019
STATISTICS

E:05/17/19 12:43 PM

EFFERSONVILLE 1

VOTES PERCENT

REGISTERED VOTERS - TOTAL	577	
REGISTERED VOTERS - REPUBLICAN	0	
REGISTERED VOTERS - DEMOCRATIC	0	
LOTS CAST - TOTAL	93	
LOTS CAST - REPUBLICAN	22	23.66
LOTS CAST - DEMOCRATIC	71	76.34
VOTER TURNOUT - TOTAL		16.12

CLARK COUNTY, IN
PRIMARY ELECTION
MAY 7, 2019
REPUBLICAN

INCT REPORT
DATE:05/17/19 12:43 PM

) JEFFERSONVILLE 1		VOTES	PERCENT
JEFFERSONVILLE MAYOR			
E FOR 1			
MIKE MOORE	19	100.00	
JEFFERSONVILLE CLERK			
ATE FOR 1			
LISA GILL	18	100.00	
JEFFERSONVILLE COUNCIL AT-LRG			
OTE FOR 3			
SCOTT A. HAWKINS	16	37.21	
MATT OWEN	16	37.21	
JEREMY L. SNELLING	11	25.58	

CLARK COUNTY, IN
PRIMARY ELECTION
MAY 7, 2019
DEMOCRATIC

PRECINCT REPORT

PRINT DATE: 05/17/19 12:43 PM

009 JEFFERSONVILLE 1

VOTES PERCENT

JEFFERSONVILLE MAYOR

VOTE FOR 1	56	100.00
THOMAS R. GALLIGAN		

JEFFERSONVILLE CLERK

VOTE FOR 1	62	100.00
JEFF FREY		

JEFFERSONVILLE COUNCIL AT-LRG

VOTE FOR 3	45	36.89
RON ELLIS	39	31.97
MIGUEL HAMPTON.	38	31.15
JASON SCHLATTER		

JEFFERSONVILLE COUNCIL DST 1

VOTE FOR 1	45	62.50
DEBORAH K. HENDERSON.	27	37.50
DUSTIN T. WHITE		

WE, THE UNDERSIGNED, DO HEREBY CERTIFY
THAT THE ABOVE RESULTS ARE A TRUE AND
ACCURATE ACCOUNT OF ALL BALLOTS COUNTED
AND THAT ALL COUNTERS WERE ZERO (0)
WHEN THE POLLS OPENED AND THAT THE
ELECTION WAS HELD IN ACCORDANCE WITH
THE LAWS OF THE STATE.

ELECTION JUDGE

ELECTION JUDGE

ELECTION JUDGE

ELECTION JUDGE

ELECTION JUDGE

CLARK COUNTY, IN
PRIMARY ELECTION
MAY 7, 2019
STATISTICS

PRECINCT REPORT

RUN DATE:05/17/19 12:43 PM

0010 JEFFERSONVILLE 2

VOTES PERCENT

REGISTERED VOTERS - TOTAL	599	
REGISTERED VOTERS - REPUBLICAN	0	
REGISTERED VOTERS - DEMOCRATIC	0	
BALLOTS CAST - TOTAL	98	
BALLOTS CAST - REPUBLICAN	11	11.22
BALLOTS CAST - DEMOCRATIC	87	88.78
VOTER TURNOUT - TOTAL		16.36

PRECINCT REPORT

CLARK COUNTY, IN
PRIMARY ELECTION
MAY 7, 2019
REPUBLICAN

Official Results

RUN DATE:05/17/19 12:43 PM

0010 JEFFERSONVILLE 2

VOTES PERCENT

JEFFERSONVILLE MAYOR

VOTE FOR 1

MIKE MOORE 8 100.00

JEFFERSONVILLE CLERK

VOTE FOR 1

LISA GILL 8 100.00

JEFFERSONVILLE COUNCIL AT-LRG

VOTE FOR 3

SCOTT A. HAWKINS 6 37.50

MATT OWEN 5 31.25

JEREMY L. SNELLING 5 31.25

PRECINCT REPORT

CLARK COUNTY, IN
PRIMARY ELECTION
MAY 7, 2019
DEMOCRATIC

Official Results

RUN DATE:05/17/19 12:43 PM

0010 JEFFERSONVILLE 2

VOTES PERCENT

JEFFERSONVILLE MAYOR
VOTE FOR 1

THOMAS R. GALLIGAN 46 100.00

JEFFERSONVILLE CLERK
VOTE FOR 1

JEFF FREY 65 100.00

JEFFERSONVILLE COUNCIL AT-LRG
VOTE FOR 3

RON ELLIS 51 38.35
MIGUEL HAMPTON. 40 30.08
JASON SCHLATTER 42 31.58

JEFFERSONVILLE COUNCIL DST 1
VOTE FOR 1

DEBORAH K. HENDERSON. 41 47.67
DUSTIN T. WHITE 45 52.33

WE, THE UNDERSIGNED, DO HEREBY CERTIFY
THAT THE ABOVE RESULTS ARE A TRUE AND
ACCURATE ACCOUNT OF ALL BALLOTS COUNTED
AND THAT ALL COUNTERS WERE ZERO (0)
WHEN THE POLLS OPENED AND THAT THE
ELECTION WAS HELD IN ACCORDANCE WITH
THE LAWS OF THE STATE.

ELECTION JUDGE

ELECTION JUDGE

ELECTION JUDGE

ELECTION JUDGE

ELECTION JUDGE

PRECINCT REPORT

CLARK COUNTY, IN
PRIMARY ELECTION
MAY 7, 2019
STATISTICS

Official Results

RUN DATE:05/17/19 12:43 PM

0011 JEFFERSONVILLE 3

VOTES PERCENT

REGISTERED VOTERS - TOTAL	1467	
REGISTERED VOTERS - REPUBLICAN	0	
REGISTERED VOTERS - DEMOCRATIC	0	
BALLOTS CAST - TOTAL	143	
BALLOTS CAST - REPUBLICAN	11	7.69
BALLOTS CAST - DEMOCRATIC	132	92.31
VOTER TURNOUT - TOTAL		9.75

PRECINCT REPORT

CLARK COUNTY, IN
PRIMARY ELECTION
MAY 7, 2019
REPUBLICAN

Official Results

RUN DATE:05/17/19 12:43 PM

0011 JEFFERSONVILLE 3

VOTES PERCENT

JEFFERSONVILLE MAYOR

VOTE FOR 1

MIKE MOORE 10 100.00

JEFFERSONVILLE CLERK

VOTE FOR 1

LISA GILL 10 100.00

JEFFERSONVILLE COUNCIL AT-LRG

VOTE FOR 3

SCOTT A. HAWKINS 6 28.57

MATT OWEN 8 38.10

JEREMY L. SNELLING 7 33.33

PRECINCT REPORT

CLARK COUNTY, IN
PRIMARY ELECTION
MAY 7, 2019
DEMOCRATIC

Official Results

RUN DATE:05/17/19 12:43 PM

0011 JEFFERSONVILLE 3

VOTES PERCENT

JEFFERSONVILLE MAYOR

VOTE FOR 1

THOMAS R. GALLIGAN 97 100.00

JEFFERSONVILLE CLERK

VOTE FOR 1

JEFF FREY 100 100.00

JEFFERSONVILLE COUNCIL AT-LRG

VOTE FOR 3

RON ELLIS 99 47.60

MIGUEL HAMPTON. 58 27.88

JASON SCHLATTER 51 24.52

JEFFERSONVILLE COUNCIL DST 1

VOTE FOR 1

DEBORAH K. HENDERSON. 31 23.48

DUSTIN T. WHITE 101 76.52

WE, THE UNDERSIGNED, DO HEREBY CERTIFY
THAT THE ABOVE RESULTS ARE A TRUE AND
ACCURATE ACCOUNT OF ALL BALLOTS COUNTED
AND THAT ALL COUNTERS WERE ZERO (0)
WHEN THE POLLS OPENED AND THAT THE
ELECTION WAS HELD IN ACCORDANCE WITH
THE LAWS OF THE STATE.

ELECTION JUDGE

ELECTION JUDGE

ELECTION JUDGE

ELECTION JUDGE

ELECTION JUDGE

PRECINCT REPORT

CLARK COUNTY, IN
PRIMARY ELECTION
MAY 7, 2019
STATISTICS

Official Results

RUN DATE:05/17/19 12:43 PM

0012 JEFFERSONVILLE 4

VOTES PERCENT

REGISTERED VOTERS - TOTAL	1050	
REGISTERED VOTERS - REPUBLICAN	0	
REGISTERED VOTERS - DEMOCRATIC	0	
BALLOTS CAST - TOTAL	198	
BALLOTS CAST - REPUBLICAN	42	21.21
BALLOTS CAST - DEMOCRATIC	156	78.79
VOTER TURNOUT - TOTAL		18.86

PRECINCT REPORT

CLARK COUNTY, IN
PRIMARY ELECTION
MAY 7, 2019
REPUBLICAN

Official Results

RUN DATE:05/17/19 12:43 PM

0012 JEFFERSONVILLE 4

VOTES PERCENT

JEFFERSONVILLE MAYOR

VOTE FOR 1

MIKE MOORE 37 100.00

JEFFERSONVILLE CLERK

VOTE FOR 1

LISA GILL 36 100.00

JEFFERSONVILLE COUNCIL AT-LRG

VOTE FOR 3

SCOTT A. HAWKINS 33 35.87

MATT OWEN 32 34.78

JEREMY L. SNELLING 27 29.35

PRECINCT REPORT

CLARK COUNTY, IN
PRIMARY ELECTION
MAY 7, 2019
DEMOCRATIC

Official Results

RUN DATE:05/17/19 12:43 PM

0012 JEFFERSONVILLE 4

VOTES PERCENT

JEFFERSONVILLE MAYOR
VOTE FOR 1

THOMAS R. GALLIGAN 104 100.00

JEFFERSONVILLE CLERK
VOTE FOR 1

JEFF FREY 118 100.00

JEFFERSONVILLE COUNCIL AT-LRG
VOTE FOR 3

RON ELLIS 100 36.10
MIGUEL HAMPTON. 81 29.24
JASON SCHLATTER 96 34.66

JEFFERSONVILLE COUNCIL DST 1
VOTE FOR 1

DEBORAH K. HENDERSON. 64 41.03
DUSTIN T. WHITE 92 58.97

WE, THE UNDERSIGNED, DO HEREBY CERTIFY
THAT THE ABOVE RESULTS ARE A TRUE AND
ACCURATE ACCOUNT OF ALL BALLOTS COUNTED
AND THAT ALL COUNTERS WERE ZERO (0)
WHEN THE POLLS OPENED AND THAT THE
ELECTION WAS HELD IN ACCORDANCE WITH
THE LAWS OF THE STATE.

ELECTION JUDGE

ELECTION JUDGE

ELECTION JUDGE

ELECTION JUDGE

ELECTION JUDGE

PRECINCT REPORT

CLARK COUNTY, IN
PRIMARY ELECTION
MAY 7, 2019
STATISTICS

Official Results

RUN DATE:05/17/19 12:43 PM

0013 JEFFERSONVILLE 5

VOTES PERCENT

REGISTERED VOTERS - TOTAL	1045	
REGISTERED VOTERS - REPUBLICAN	0	
REGISTERED VOTERS - DEMOCRATIC	0	
BALLOTS CAST - TOTAL	111	
BALLOTS CAST - REPUBLICAN	25	22.52
BALLOTS CAST - DEMOCRATIC	86	77.48
VOTER TURNOUT - TOTAL		10.62

PRECINCT REPORT

CLARK COUNTY, IN
PRIMARY ELECTION
MAY 7, 2019
REPUBLICAN

Offical Results

RUN DATE:05/17/19 12:43 PM

0013 JEFFERSONVILLE 5

VOTES PERCENT

JEFFERSONVILLE MAYOR

VOTE FOR 1

MIKE MOORE 24 100.00

JEFFERSONVILLE CLERK

VOTE FOR 1

LISA GILL 22 100.00

JEFFERSONVILLE COUNCIL AT-LRG

VOTE FOR 3

SCOTT A. HAWKINS 17 30.36

MATT OWEN 20 35.71

JEREMY L. SNELLING 19 33.93

PRECINCT REPORT

CLARK COUNTY, IN
PRIMARY ELECTION
MAY 7, 2019
DEMOCRATIC

Official Results

RUN DATE:05/17/19 12:43 PM

0013 JEFFERSONVILLE 5

VOTES PERCENT

JEFFERSONVILLE MAYOR

VOTE FOR 1

THOMAS R. GALLIGAN 58 100.00

JEFFERSONVILLE CLERK

VOTE FOR 1

JEFF FREY 69 100.00

JEFFERSONVILLE COUNCIL AT-LRG

VOTE FOR 3

RON ELLIS 60 38.71

MIGUEL HAMPTON. 45 29.03

JASON SCHLATTER 50 32.26

JEFFERSONVILLE COUNCIL DST 1

VOTE FOR 1

DEBORAH K. HENDERSON. 29 34.52

DUSTIN T. WHITE 55 65.48

WE, THE UNDERSIGNED, DO HEREBY CERTIFY
THAT THE ABOVE RESULTS ARE A TRUE AND
ACCURATE ACCOUNT OF ALL BALLOTS COUNTED
AND THAT ALL COUNTERS WERE ZERO (0)
WHEN THE POLLS OPENED AND THAT THE
ELECTION WAS HELD IN ACCORDANCE WITH
THE LAWS OF THE STATE.

ELECTION JUDGE

ELECTION JUDGE

ELECTION JUDGE

ELECTION JUDGE

ELECTION JUDGE

PRECINCT REPORT

CLARK COUNTY, IN
PRIMARY ELECTION
MAY 7, 2019
STATISTICS

Official Results

RUN DATE:05/17/19 12:43 PM

0014 JEFFERSONVILLE 6

VOTES PERCENT

REGISTERED VOTERS - TOTAL	1026	
REGISTERED VOTERS - REPUBLICAN	0	
REGISTERED VOTERS - DEMOCRATIC	0	
BALLOTS CAST - TOTAL	99	
BALLOTS CAST - REPUBLICAN	43	43.43
BALLOTS CAST - DEMOCRATIC	56	56.57
VOTER TURNOUT - TOTAL		9.65

PRECINCT REPORT

CLARK COUNTY, IN
PRIMARY ELECTION
MAY 7, 2019
REPUBLICAN

Official Results

RUN DATE:05/17/19 12:43 PM

0014 JEFFERSONVILLE 6

VOTES PERCENT

JEFFERSONVILLE MAYOR

VOTE FOR 1

MIKE MOORE 41 100.00

JEFFERSONVILLE CLERK

VOTE FOR 1

LISA GILL 34 100.00

JEFFERSONVILLE COUNCIL AT-LRG

VOTE FOR 3

SCOTT A. HAWKINS 22 27.50

MATT OWEN 30 37.50

JEREMY L. SNELLING 28 35.00

JEFFERSONVILLE COUNCIL DST 2

VOTE FOR 1

BILL BURNS 15 65.22

ED Z. ZASTAWNY. 8 34.78

PRECINCT REPORT

CLARK COUNTY, IN
PRIMARY ELECTION
MAY 7, 2019
DEMOCRATIC

Official Results

RUN DATE:05/17/19 12:43 PM

0014 JEFFERSONVILLE 6

VOTES PERCENT

JEFFERSONVILLE MAYOR

VOTE FOR 1

THOMAS R. GALLIGAN 49 100.00

JEFFERSONVILLE CLERK

VOTE FOR 1

JEFF FREY 46 100.00

JEFFERSONVILLE COUNCIL AT-LRG

VOTE FOR 3

RON ELLIS 43 39.09

MIGUEL HAMPTON. 32 29.09

JASON SCHLATTER 35 31.82

JEFFERSONVILLE COUNCIL DST 1

VOTE FOR 1

DEBORAH K. HENDERSON. 11 34.38

DUSTIN T. WHITE 21 65.63

JEFFERSONVILLE COUNCIL DST 2

VOTE FOR 1

KENNETH APPEGATE. 7 35.00

PAMELA CLARK 13 65.00

WE, THE UNDERSIGNED, DO HEREBY CERTIFY
THAT THE ABOVE RESULTS ARE A TRUE AND
ACCURATE ACCOUNT OF ALL BALLOTS COUNTED
AND THAT ALL COUNTERS WERE ZERO (0)
WHEN THE POLLS OPENED AND THAT THE
ELECTION WAS HELD IN ACCORDANCE WITH
THE LAWS OF THE STATE.

ELECTION JUDGE

ELECTION JUDGE

ELECTION JUDGE

ELECTION JUDGE

ELECTION JUDGE

PRECINCT REPORT

CLARK COUNTY, IN
PRIMARY ELECTION
MAY 7, 2019
STATISTICS

Official Results

RUN DATE:05/17/19 12:43 PM

0015 JEFFERSONVILLE 7

VOTES PERCENT

REGISTERED VOTERS - TOTAL	1015	
REGISTERED VOTERS - REPUBLICAN	0	
REGISTERED VOTERS - DEMOCRATIC	0	
BALLOTS CAST - TOTAL	170	
BALLOTS CAST - REPUBLICAN	68	40.00
BALLOTS CAST - DEMOCRATIC	102	60.00
VOTER TURNOUT - TOTAL		16.75

PRECINCT REPORT

CLARK COUNTY, IN
PRIMARY ELECTION
MAY 7, 2019
REPUBLICAN

Official Results

RUN DATE:05/17/19 12:43 PM

0015 JEFFERSONVILLE 7

VOTES PERCENT

JEFFERSONVILLE MAYOR

VOTE FOR 1

MIKE MOORE 63 100.00

JEFFERSONVILLE CLERK

VOTE FOR 1

LISA GILL 54 100.00

JEFFERSONVILLE COUNCIL AT-LRG

VOTE FOR 3

SCOTT A. HAWKINS 52 36.11

MATT OWEN 49 34.03

JEREMY L. SNELLING 43 29.86

JEFFERSONVILLE COUNCIL DST 3

VOTE FOR 1

JOE PARIS 55 100.00

PRECINCT REPORT

CLARK COUNTY, IN
PRIMARY ELECTION
MAY 7, 2019
DEMOCRATIC

Official Results

RUN DATE:05/17/19 12:43 PM

0015 JEFFERSONVILLE 7

VOTES PERCENT

JEFFERSONVILLE MAYOR
VOTE FOR 1

THOMAS R. GALLIGAN 77 100.00

JEFFERSONVILLE CLERK
VOTE FOR 1

JEFF FREY 89 100.00

JEFFERSONVILLE COUNCIL AT-LRG
VOTE FOR 3

RON ELLIS 70 35.35
MIGUEL HAMPTON. 57 28.79
JASON SCHLATTER 71 35.86

JEFFERSONVILLE COUNCIL DST 3
VOTE FOR 1

AUDREY BAINES 45 45.45
BRIDGETTE FLEMING DOZAL. 54 54.55

WE, THE UNDERSIGNED, DO HEREBY CERTIFY
THAT THE ABOVE RESULTS ARE A TRUE AND
ACCURATE ACCOUNT OF ALL BALLOTS COUNTED
AND THAT ALL COUNTERS WERE ZERO (0)
WHEN THE POLLS OPENED AND THAT THE
ELECTION WAS HELD IN ACCORDANCE WITH
THE LAWS OF THE STATE.

ELECTION JUDGE

ELECTION JUDGE

ELECTION JUDGE

ELECTION JUDGE

ELECTION JUDGE

PRECINCT REPORT

CLARK COUNTY, IN
PRIMARY ELECTION
MAY 7, 2019
STATISTICS

Official Results

RUN DATE:05/17/19 12:43 PM

0016 JEFFERSONVILLE 8

VOTES PERCENT

REGISTERED VOTERS - TOTAL	958	
REGISTERED VOTERS - REPUBLICAN	0	
REGISTERED VOTERS - DEMOCRATIC	0	
BALLOTS CAST - TOTAL	116	
BALLOTS CAST - REPUBLICAN	55	47.41
BALLOTS CAST - DEMOCRATIC	61	52.59
VOTER TURNOUT - TOTAL		12.11

PRECINCT REPORT

CLARK COUNTY, IN
PRIMARY ELECTION
MAY 7, 2019
REPUBLICAN

Offical Results

RUN DATE:05/17/19 12:43 PM

0016 JEFFERSONVILLE 8

VOTES PERCENT

JEFFERSONVILLE MAYOR

VOTE FOR 1

MIKE MOORE 48 100.00

JEFFERSONVILLE CLERK

VOTE FOR 1

LISA GILL 40 100.00

JEFFERSONVILLE COUNCIL AT-LRG

VOTE FOR 3

SCOTT A. HAWKINS 31 34.07

MATT OWEN 33 36.26

JEREMY L. SNELLING 27 29.67

JEFFERSONVILLE COUNCIL DST 2

VOTE FOR 1

BILL BURNS 34 65.38

ED Z. ZASTAWNY 18 34.62

PRECINCT REPORT

CLARK COUNTY, IN
PRIMARY ELECTION
MAY 7, 2019
DEMOCRATIC

Official Results

RUN DATE:05/17/19 12:43 PM

0016 JEFFERSONVILLE 8

VOTES PERCENT

JEFFERSONVILLE MAYOR

VOTE FOR 1

THOMAS R. GALLIGAN 36 100.00

JEFFERSONVILLE CLERK

VOTE FOR 1

JEFF FREY 53 100.00

JEFFERSONVILLE COUNCIL AT-LRG

VOTE FOR 3

RON ELLIS 47 42.73

MIGUEL HAMPTON. 30 27.27

JASON SCHLATTER 33 30.00

JEFFERSONVILLE COUNCIL DST 2

VOTE FOR 1

KENNETH APPELEGATE. 22 38.60

PAMELA CLARK 35 61.40

WE, THE UNDERSIGNED, DO HEREBY CERTIFY
THAT THE ABOVE RESULTS ARE A TRUE AND
ACCURATE ACCOUNT OF ALL BALLOTS COUNTED
AND THAT ALL COUNTERS WERE ZERO (0)
WHEN THE POLLS OPENED AND THAT THE
ELECTION WAS HELD IN ACCORDANCE WITH
THE LAWS OF THE STATE.

ELECTION JUDGE

ELECTION JUDGE

ELECTION JUDGE

ELECTION JUDGE

ELECTION JUDGE

PRECINCT REPORT

CLARK COUNTY, IN
PRIMARY ELECTION
MAY 7, 2019
STATISTICS

Official Results

RUN DATE:05/17/19 12:43 PM

0017 JEFFERSONVILLE 9

VOTES PERCENT

REGISTERED VOTERS - TOTAL	1102	
REGISTERED VOTERS - REPUBLICAN	0	
REGISTERED VOTERS - DEMOCRATIC	0	
BALLOTS CAST - TOTAL	143	
BALLOTS CAST - REPUBLICAN	41	28.67
BALLOTS CAST - DEMOCRATIC	102	71.33
VOTER TURNOUT - TOTAL		12.98

PRECINCT REPORT

CLARK COUNTY, IN
PRIMARY ELECTION
MAY 7, 2019
REPUBLICAN

Official Results

RUN DATE:05/17/19 12:43 PM

0017 JEFFERSONVILLE 9

VOTES PERCENT

JEFFERSONVILLE MAYOR

VOTE FOR 1

MIKE MOORE 34 100.00

JEFFERSONVILLE CLERK

VOTE FOR 1

LISA GILL 38 100.00

JEFFERSONVILLE COUNCIL AT-LRG

VOTE FOR 3

SCOTT A. HAWKINS 31 35.63

MATT OWEN 31 35.63

JEREMY L. SNELLING 25 28.74

JEFFERSONVILLE COUNCIL DST 5

VOTE FOR 1

STEVE GILL 37 100.00

PRECINCT REPORT

CLARK COUNTY, IN
PRIMARY ELECTION
MAY 7, 2019
DEMOCRATIC

Official Results

RUN DATE:05/17/19 12:43 PM

0017 JEFFERSONVILLE 9

VOTES PERCENT

JEFFERSONVILLE MAYOR

VOTE FOR 1

THOMAS R. GALLIGAN 74 100.00

JEFFERSONVILLE CLERK

VOTE FOR 1

JEFF FREY 84 100.00

JEFFERSONVILLE COUNCIL AT-LRG

VOTE FOR 3

RON ELLIS 72 36.92

MIGUEL HAMPTON. 62 31.79

JASON SCHLATTER 61 31.28

JEFFERSONVILLE COUNCIL DST 5

VOTE FOR 1

DONNIE CROFT 63 63.64

AARON FAIRBANKS 36 36.36

WE, THE UNDERSIGNED, DO HEREBY CERTIFY
THAT THE ABOVE RESULTS ARE A TRUE AND
ACCURATE ACCOUNT OF ALL BALLOTS COUNTED
AND THAT ALL COUNTERS WERE ZERO (0)
WHEN THE POLLS OPENED AND THAT THE
ELECTION WAS HELD IN ACCORDANCE WITH
THE LAWS OF THE STATE.

ELECTION JUDGE

ELECTION JUDGE

ELECTION JUDGE

ELECTION JUDGE

ELECTION JUDGE

PRECINCT REPORT

CLARK COUNTY, IN
PRIMARY ELECTION
MAY 7, 2019
STATISTICS

Official Results

RUN DATE:05/17/19 12:43 PM

0018 JEFFERSONVILLE 10

VOTES PERCENT

REGISTERED VOTERS - TOTAL	1017	
REGISTERED VOTERS - REPUBLICAN	0	
REGISTERED VOTERS - DEMOCRATIC	0	
BALLOTS CAST - TOTAL.	98	
BALLOTS CAST - REPUBLICAN	37	37.76
BALLOTS CAST - DEMOCRATIC	61	62.24
VOTER TURNOUT - TOTAL		9.64

PRECINCT REPORT

CLARK COUNTY, IN
PRIMARY ELECTION
MAY 7, 2019
REPUBLICAN

Official Results

RUN DATE:05/17/19 12:43 PM

0018 JEFFERSONVILLE 10

VOTES PERCENT

JEFFERSONVILLE MAYOR

VOTE FOR 1

MIKE MOORE 33 100.00

JEFFERSONVILLE CLERK

VOTE FOR 1

LISA GILL 34 100.00

JEFFERSONVILLE COUNCIL AT-LRG

VOTE FOR 3

SCOTT A. HAWKINS 27 30.68

MATT OWEN 32 36.36

JEREMY L. SNELLING 29 32.95

JEFFERSONVILLE COUNCIL DST 5

VOTE FOR 1

STEVE GILL 32 100.00

PRECINCT REPORT

CLARK COUNTY, IN
PRIMARY ELECTION
MAY 7, 2019
DEMOCRATIC

Official Results

RUN DATE:05/17/19 12:43 PM

0018 JEFFERSONVILLE 10

VOTES PERCENT

JEFFERSONVILLE MAYOR

VOTE FOR 1

THOMAS R. GALLIGAN 53 100.00

JEFFERSONVILLE CLERK

VOTE FOR 1

JEFF FREY 51 100.00

JEFFERSONVILLE COUNCIL AT-LRG

VOTE FOR 3

RON ELLIS 49 42.98

MIGUEL HAMPTON. 31 27.19

JASON SCHLATTER 34 29.82

JEFFERSONVILLE COUNCIL DST 5

VOTE FOR 1

DONNIE CROFT 39 68.42

AARON FAIRBANKS 18 31.58

WE, THE UNDERSIGNED, DO HEREBY CERTIFY
THAT THE ABOVE RESULTS ARE A TRUE AND
ACCURATE ACCOUNT OF ALL BALLOTS COUNTED
AND THAT ALL COUNTERS WERE ZERO (0)
WHEN THE POLLS OPENED AND THAT THE
ELECTION WAS HELD IN ACCORDANCE WITH
THE LAWS OF THE STATE.

ELECTION JUDGE

ELECTION JUDGE

ELECTION JUDGE

ELECTION JUDGE

ELECTION JUDGE

PRECINCT REPORT

CLARK COUNTY, IN
PRIMARY ELECTION
MAY 7, 2019
STATISTICS

Official Results

RUN DATE:05/17/19 12:43 PM

0019 JEFFERSONVILLE 11

VOTES PERCENT

REGISTERED VOTERS - TOTAL	1259	
REGISTERED VOTERS - REPUBLICAN	0	
REGISTERED VOTERS - DEMOCRATIC	0	
BALLOTS CAST - TOTAL.	105	
BALLOTS CAST - REPUBLICAN	47	44.76
BALLOTS CAST - DEMOCRATIC	58	55.24
VOTER TURNOUT - TOTAL		8.34

PRECINCT REPORT

CLARK COUNTY, IN
PRIMARY ELECTION
MAY 7, 2019
REPUBLICAN

Official Results

RUN DATE:05/17/19 12:43 PM

0019 JEFFERSONVILLE 11

VOTES PERCENT

JEFFERSONVILLE MAYOR

VOTE FOR 1

MIKE MOORE 43 100.00

JEFFERSONVILLE CLERK

VOTE FOR 1

LISA GILL 41 100.00

JEFFERSONVILLE COUNCIL AT-LRG

VOTE FOR 3

SCOTT A. HAWKINS 36 36.36

MATT OWEN 30 30.30

JEREMY L. SNELLING 33 33.33

JEFFERSONVILLE COUNCIL DST 5

VOTE FOR 1

STEVE GILL 42 100.00

PRECINCT REPORT

CLARK COUNTY, IN
PRIMARY ELECTION
MAY 7, 2019
DEMOCRATIC

Official Results

RUN DATE:05/17/19 12:43 PM

0019 JEFFERSONVILLE 11

VOTES PERCENT

JEFFERSONVILLE MAYOR

VOTE FOR 1

THOMAS R. GALLIGAN 40 100.00

JEFFERSONVILLE CLERK

VOTE FOR 1

JEFF FREY 52 100.00

JEFFERSONVILLE COUNCIL AT-LRG

VOTE FOR 3

RON ELLIS 43 37.72

MIGUEL HAMPTON. 32 28.07

JASON SCHLATTER 39 34.21

JEFFERSONVILLE COUNCIL DST 5

VOTE FOR 1

DONNIE CROFT 37 72.55

AARON FAIRBANKS 14 27.45

WE, THE UNDERSIGNED, DO HEREBY CERTIFY
THAT THE ABOVE RESULTS ARE A TRUE AND
ACCURATE ACCOUNT OF ALL BALLOTS COUNTED
AND THAT ALL COUNTERS WERE ZERO (0)
WHEN THE POLLS OPENED AND THAT THE
ELECTION WAS HELD IN ACCORDANCE WITH
THE LAWS OF THE STATE.

ELECTION JUDGE

ELECTION JUDGE

ELECTION JUDGE

ELECTION JUDGE

ELECTION JUDGE

PRECINCT REPORT

CLARK COUNTY, IN
PRIMARY ELECTION
MAY 7, 2019
STATISTICS

Official Results

RUN DATE:05/17/19 12:43 PM

0020 JEFFERSONVILLE 11A

VOTES PERCENT

REGISTERED VOTERS - TOTAL	422	
REGISTERED VOTERS - REPUBLICAN	0	
REGISTERED VOTERS - DEMOCRATIC	0	
BALLOTS CAST - TOTAL	64	
BALLOTS CAST - REPUBLICAN	27	42.19
BALLOTS CAST - DEMOCRATIC	37	57.81
VOTER TURNOUT - TOTAL		15.17

PRECINCT REPORT

CLARK COUNTY, IN
PRIMARY ELECTION
MAY 7, 2019
REPUBLICAN

Official Results

RUN DATE:05/17/19 12:43 PM

0020 JEFFERSONVILLE 11A

VOTES PERCENT

JEFFERSONVILLE MAYOR

VOTE FOR 1

MIKE MOORE 25 100.00

JEFFERSONVILLE CLERK

VOTE FOR 1

LISA GILL 24 100.00

JEFFERSONVILLE COUNCIL AT-LRG

VOTE FOR 3

SCOTT A. HAWKINS 20 33.90

MATT OWEN 22 37.29

JEREMY L. SNELLING 17 28.81

JEFFERSONVILLE COUNCIL DST 5

VOTE FOR 1

STEVE GILL 25 100.00

PRECINCT REPORT

CLARK COUNTY, IN
PRIMARY ELECTION
MAY 7, 2019
DEMOCRATIC

Official Results

RUN DATE:05/17/19 12:43 PM

0020 JEFFERSONVILLE 11A

VOTES PERCENT

JEFFERSONVILLE MAYOR

VOTE FOR 1

THOMAS R. GALLIGAN 29 100.00

JEFFERSONVILLE CLERK

VOTE FOR 1

JEFF FREY 33 100.00

JEFFERSONVILLE COUNCIL AT-LRG

VOTE FOR 3

RON ELLIS 29 34.52

MIGUEL HAMPTON. 26 30.95

JASON SCHLATTER 29 34.52

JEFFERSONVILLE COUNCIL DST 5

VOTE FOR 1

DONNIE CROFT 19 52.78

AARON FAIRBANKS 17 47.22

WE, THE UNDERSIGNED, DO HEREBY CERTIFY
THAT THE ABOVE RESULTS ARE A TRUE AND
ACCURATE ACCOUNT OF ALL BALLOTS COUNTED
AND THAT ALL COUNTERS WERE ZERO (0)
WHEN THE POLLS OPENED AND THAT THE
ELECTION WAS HELD IN ACCORDANCE WITH
THE LAWS OF THE STATE.

ELECTION JUDGE

ELECTION JUDGE

ELECTION JUDGE

ELECTION JUDGE

ELECTION JUDGE

PRECINCT REPORT

CLARK COUNTY, IN
PRIMARY ELECTION
MAY 7, 2019
STATISTICS

Official Results

RUN DATE:05/17/19 12:43 PM

0021 JEFFERSONVILLE 12

VOTES PERCENT

REGISTERED VOTERS - TOTAL	1153	
REGISTERED VOTERS - REPUBLICAN	0	
REGISTERED VOTERS - DEMOCRATIC	0	
BALLOTS CAST - TOTAL	168	
BALLOTS CAST - REPUBLICAN	96	57.14
BALLOTS CAST - DEMOCRATIC	72	42.86
VOTER TURNOUT - TOTAL		14.57

PRECINCT REPORT

CLARK COUNTY, IN
PRIMARY ELECTION
MAY 7, 2019
REPUBLICAN

Official Results

RUN DATE:05/17/19 12:43 PM

0021 JEFFERSONVILLE 12

VOTES PERCENT

JEFFERSONVILLE MAYOR

VOTE FOR 1

MIKE MOORE 80 100.00

JEFFERSONVILLE CLERK

VOTE FOR 1

LISA GILL 76 100.00

JEFFERSONVILLE COUNCIL AT-LRG

VOTE FOR 3

SCOTT A. HAWKINS 66 34.74

MATT OWEN 61 32.11

JEREMY L. SNELLING 63 33.16

JEFFERSONVILLE COUNCIL DST 2

VOTE FOR 1

BILL BURNS 48 51.06

ED Z. ZASTAWNY. 46 48.94

PRECINCT REPORT

CLARK COUNTY, IN
PRIMARY ELECTION
MAY 7, 2019
DEMOCRATIC

Official Results

RUN DATE:05/17/19 12:43 PM

0021 JEFFERSONVILLE 12

VOTES PERCENT

JEFFERSONVILLE MAYOR

VOTE FOR 1

THOMAS R. GALLIGAN 62 100.00

JEFFERSONVILLE CLERK

VOTE FOR 1

JEFF FREY 66 100.00

JEFFERSONVILLE COUNCIL AT-LRG

VOTE FOR 3

RON ELLIS 50 38.17

MIGUEL HAMPTON. 39 29.77

JASON SCHLATTER 42 32.06

JEFFERSONVILLE COUNCIL DST 2

VOTE FOR 1

KENNETH APPLGATE. 31 43.66

PAMELA CLARK 40 56.34

WE, THE UNDERSIGNED, DO HEREBY CERTIFY
THAT THE ABOVE RESULTS ARE A TRUE AND
ACCURATE ACCOUNT OF ALL BALLOTS COUNTED
AND THAT ALL COUNTERS WERE ZERO (0)
WHEN THE POLLS OPENED AND THAT THE
ELECTION WAS HELD IN ACCORDANCE WITH
THE LAWS OF THE STATE.

ELECTION JUDGE

ELECTION JUDGE

ELECTION JUDGE

ELECTION JUDGE

ELECTION JUDGE

PRECINCT REPORT

CLARK COUNTY, IN
PRIMARY ELECTION
MAY 7, 2019
STATISTICS

Official Results

RUN DATE:05/17/19 12:43 PM

0022 JEFFERSONVILLE 13

VOTES PERCENT

REGISTERED VOTERS - TOTAL	1765	
REGISTERED VOTERS - REPUBLICAN	0	
REGISTERED VOTERS - DEMOCRATIC	0	
BALLOTS CAST - TOTAL.	103	
BALLOTS CAST - REPUBLICAN	35	33.98
BALLOTS CAST - DEMOCRATIC	68	66.02
VOTER TURNOUT - TOTAL		5.84

PRECINCT REPORT

CLARK COUNTY, IN
PRIMARY ELECTION
MAY 7, 2019
REPUBLICAN

Offical Results

RUN DATE:05/17/19 12:43 PM

0022 JEFFERSONVILLE 13

VOTES PERCENT

JEFFERSONVILLE MAYOR

VOTE FOR 1

MIKE MOORE 32 100.00

JEFFERSONVILLE CLERK

VOTE FOR 1

LISA GILL 30 100.00

JEFFERSONVILLE COUNCIL AT-LRG

VOTE FOR 3

SCOTT A. HAWKINS 23 31.08

MATT OWEN 26 35.14

JEREMY L. SNELLING 25 33.78

JEFFERSONVILLE COUNCIL DST 5

VOTE FOR 1

STEVE GILL 32 100.00

PRECINCT REPORT

CLARK COUNTY, IN
PRIMARY ELECTION
MAY 7, 2019
DEMOCRATIC

Official Results

RUN DATE:05/17/19 12:43 PM

0022 JEFFERSONVILLE 13

VOTES PERCENT

JEFFERSONVILLE MAYOR

VOTE FOR 1

THOMAS R. GALLIGAN 59 100.00

JEFFERSONVILLE CLERK

VOTE FOR 1

JEFF FREY 62 100.00

JEFFERSONVILLE COUNCIL AT-LRG

VOTE FOR 3

RON ELLIS 51 39.84

MIGUEL HAMPTON. 35 27.34

JASON SCHLATTER 42 32.81

JEFFERSONVILLE COUNCIL DST 5

VOTE FOR 1

DONNIE CROFT 32 49.23

AARON FAIRBANKS 33 50.77

WE, THE UNDERSIGNED, DO HEREBY CERTIFY
THAT THE ABOVE RESULTS ARE A TRUE AND
ACCURATE ACCOUNT OF ALL BALLOTS COUNTED
AND THAT ALL COUNTERS WERE ZERO (0)
WHEN THE POLLS OPENED AND THAT THE
ELECTION WAS HELD IN ACCORDANCE WITH
THE LAWS OF THE STATE.

ELECTION JUDGE

ELECTION JUDGE

ELECTION JUDGE

ELECTION JUDGE

ELECTION JUDGE

PRECINCT REPORT

CLARK COUNTY, IN
PRIMARY ELECTION
MAY 7, 2019
STATISTICS

Official Results

RUN DATE:05/17/19 12:43 PM

0023 JEFFERSONVILLE 14

VOTES PERCENT

REGISTERED VOTERS - TOTAL	995	
REGISTERED VOTERS - REPUBLICAN	0	
REGISTERED VOTERS - DEMOCRATIC	0	
BALLOTS CAST - TOTAL	114	
BALLOTS CAST - REPUBLICAN	66	57.89
BALLOTS CAST - DEMOCRATIC	48	42.11
VOTER TURNOUT - TOTAL		11.46

PRECINCT REPORT

CLARK COUNTY, IN
PRIMARY ELECTION
MAY 7, 2019
REPUBLICAN

Offical Results

RUN DATE:05/17/19 12:43 PM

0023 JEFFERSONVILLE 14

VOTES PERCENT

JEFFERSONVILLE MAYOR

VOTE FOR 1

MIKE MOORE 61 100.00

JEFFERSONVILLE CLERK

VOTE FOR 1

LISA GILL 55 100.00

JEFFERSONVILLE COUNCIL AT-LRG

VOTE FOR 3

SCOTT A. HAWKINS 38 32.76

MATT OWEN 41 35.34

JEREMY L. SNELLING 37 31.90

JEFFERSONVILLE COUNCIL DST 2

VOTE FOR 1

BILL BURNS 47 71.21

ED Z. ZASTAWNY. 19 28.79

PRECINCT REPORT

CLARK COUNTY, IN
PRIMARY ELECTION
MAY 7, 2019
DEMOCRATIC

Official Results

RUN DATE:05/17/19 12:43 PM

0023 JEFFERSONVILLE 14

VOTES PERCENT

JEFFERSONVILLE MAYOR
VOTE FOR 1

THOMAS R. GALLIGAN 38 100.00

JEFFERSONVILLE CLERK
VOTE FOR 1

JEFF FREY 43 100.00

JEFFERSONVILLE COUNCIL AT-LRG
VOTE FOR 3

RON ELLIS 42 47.73
MIGUEL HAMPTON. 23 26.14
JASON SCHLATTER 23 26.14

JEFFERSONVILLE COUNCIL DST 2
VOTE FOR 1

KENNETH APPEGATE. 11 24.44
PAMELA CLARK 34 75.56

WE, THE UNDERSIGNED, DO HEREBY CERTIFY
THAT THE ABOVE RESULTS ARE A TRUE AND
ACCURATE ACCOUNT OF ALL BALLOTS COUNTED
AND THAT ALL COUNTERS WERE ZERO (0)
WHEN THE POLLS OPENED AND THAT THE
ELECTION WAS HELD IN ACCORDANCE WITH
THE LAWS OF THE STATE.

ELECTION JUDGE

ELECTION JUDGE

ELECTION JUDGE

ELECTION JUDGE

ELECTION JUDGE

PRECINCT REPORT

CLARK COUNTY, IN
PRIMARY ELECTION
MAY 7, 2019
STATISTICS

Official Results

RUN DATE:05/17/19 12:43 PM

0024 JEFFERSONVILLE 15

VOTES PERCENT

REGISTERED VOTERS - TOTAL	1035	
REGISTERED VOTERS - REPUBLICAN	0	
REGISTERED VOTERS - DEMOCRATIC	0	
BALLOTS CAST - TOTAL	226	
BALLOTS CAST - REPUBLICAN	143	63.27
BALLOTS CAST - DEMOCRATIC	83	36.73
VOTER TURNOUT - TOTAL		21.84

PRECINCT REPORT

CLARK COUNTY, IN
PRIMARY ELECTION
MAY 7, 2019
REPUBLICAN

Official Results

RUN DATE:05/17/19 12:43 PM

0024 JEFFERSONVILLE 15

VOTES PERCENT

JEFFERSONVILLE MAYOR

VOTE FOR 1

MIKE MOORE 109 100.00

JEFFERSONVILLE CLERK

VOTE FOR 1

LISA GILL 105 100.00

JEFFERSONVILLE COUNCIL AT-LRG

VOTE FOR 3

SCOTT A. HAWKINS 101 40.89

MATT OWEN 79 31.98

JEREMY L. SNELLING 67 27.13

JEFFERSONVILLE COUNCIL DST 2

VOTE FOR 1

BILL BURNS 60 42.25

ED Z. ZASTAWNY. 82 57.75

PRECINCT REPORT

CLARK COUNTY, IN
PRIMARY ELECTION
MAY 7, 2019
DEMOCRATIC

Official Results

RUN DATE:05/17/19 12:43 PM

0024 JEFFERSONVILLE 15

VOTES PERCENT

JEFFERSONVILLE MAYOR

VOTE FOR 1

THOMAS R. GALLIGAN	67	100.00
------------------------------	----	--------

JEFFERSONVILLE CLERK

VOTE FOR 1

JEFF FREY	75	100.00
---------------------	----	--------

JEFFERSONVILLE COUNCIL AT-LRG

VOTE FOR 3

RON ELLIS	62	38.51
MIGUEL HAMPTON.	47	29.19
JASON SCHLATTER	52	32.30

JEFFERSONVILLE COUNCIL DST 2

VOTE FOR 1

KENNETH APPELGATE.	38	50.00
PAMELA CLARK	38	50.00

WE, THE UNDERSIGNED, DO HEREBY CERTIFY
THAT THE ABOVE RESULTS ARE A TRUE AND
ACCURATE ACCOUNT OF ALL BALLOTS COUNTED
AND THAT ALL COUNTERS WERE ZERO (0)
WHEN THE POLLS OPENED AND THAT THE
ELECTION WAS HELD IN ACCORDANCE WITH
THE LAWS OF THE STATE.

ELECTION JUDGE

ELECTION JUDGE

ELECTION JUDGE

ELECTION JUDGE

ELECTION JUDGE

PRECINCT REPORT

CLARK COUNTY, IN
PRIMARY ELECTION
MAY 7, 2019
STATISTICS

Official Results

RUN DATE:05/17/19 12:43 PM

0025 JEFFERSONVILLE 16

VOTES PERCENT

REGISTERED VOTERS - TOTAL	1591	
REGISTERED VOTERS - REPUBLICAN	0	
REGISTERED VOTERS - DEMOCRATIC	0	
BALLOTS CAST - TOTAL.	329	
BALLOTS CAST - REPUBLICAN	218	66.26
BALLOTS CAST - DEMOCRATIC	111	33.74
VOTER TURNOUT - TOTAL		20.68

PRECINCT REPORT

CLARK COUNTY, IN
PRIMARY ELECTION
MAY 7, 2019
REPUBLICAN

Official Results

RUN DATE:05/17/19 12:43 PM

0025 JEFFERSONVILLE 16

VOTES PERCENT

JEFFERSONVILLE MAYOR

VOTE FOR 1

MIKE MOORE	181	100.00
----------------------	-----	--------

JEFFERSONVILLE CLERK

VOTE FOR 1

LISA GILL	161	100.00
---------------------	-----	--------

JEFFERSONVILLE COUNCIL AT-LRG

VOTE FOR 3

SCOTT A. HAWKINS	157	38.39
MATT OWEN	141	34.47
JEREMY L. SNELLING	111	27.14

JEFFERSONVILLE COUNCIL DST 2

VOTE FOR 1

BILL BURNS	102	47.22
ED Z. ZASTAWNY.	114	52.78

PRECINCT REPORT

CLARK COUNTY, IN
PRIMARY ELECTION
MAY 7, 2019
DEMOCRATIC

Official Results

RUN DATE:05/17/19 12:43 PM

0025 JEFFERSONVILLE 16

VOTES PERCENT

JEFFERSONVILLE MAYOR

VOTE FOR 1

THOMAS R. GALLIGAN 97 100.00

JEFFERSONVILLE CLERK

VOTE FOR 1

JEFF FREY 93 100.00

JEFFERSONVILLE COUNCIL AT-LRG

VOTE FOR 3

RON ELLIS 88 41.51

MIGUEL HAMPTON. 67 31.60

JASON SCHLATTER 57 26.89

JEFFERSONVILLE COUNCIL DST 2

VOTE FOR 1

KENNETH APPEGATE. 38 38.38

PAMELA CLARK 61 61.62

WE, THE UNDERSIGNED, DO HEREBY CERTIFY
THAT THE ABOVE RESULTS ARE A TRUE AND
ACCURATE ACCOUNT OF ALL BALLOTS COUNTED
AND THAT ALL COUNTERS WERE ZERO (0)
WHEN THE POLLS OPENED AND THAT THE
ELECTION WAS HELD IN ACCORDANCE WITH
THE LAWS OF THE STATE.

ELECTION JUDGE

ELECTION JUDGE

ELECTION JUDGE

ELECTION JUDGE

ELECTION JUDGE

PRECINCT REPORT

CLARK COUNTY, IN
PRIMARY ELECTION
MAY 7, 2019
STATISTICS

Official Results

RUN DATE:05/17/19 12:43 PM

0026 JEFFERSONVILLE 17

VOTES PERCENT

REGISTERED VOTERS - TOTAL	1802	
REGISTERED VOTERS - REPUBLICAN	0	
REGISTERED VOTERS - DEMOCRATIC	0	
BALLOTS CAST - TOTAL	154	
BALLOTS CAST - REPUBLICAN	73	47.40
BALLOTS CAST - DEMOCRATIC	81	52.60
VOTER TURNOUT - TOTAL		8.55

PRECINCT REPORT

CLARK COUNTY, IN
PRIMARY ELECTION
MAY 7, 2019
REPUBLICAN

Official Results

RUN DATE:05/17/19 12:43 PM

0026 JEFFERSONVILLE 17

VOTES PERCENT

JEFFERSONVILLE MAYOR

VOTE FOR 1

MIKE MOORE 64 100.00

JEFFERSONVILLE CLERK

VOTE FOR 1

LISA GILL 65 100.00

JEFFERSONVILLE COUNCIL AT-LRG

VOTE FOR 3

SCOTT A. HAWKINS 63 38.65

MATT OWEN 58 35.58

JEREMY L. SNELLING 42 25.77

JEFFERSONVILLE COUNCIL DST 4

VOTE FOR 1

SCOTTIE MAPLES. 68 100.00

PRECINCT REPORT

CLARK COUNTY, IN
PRIMARY ELECTION
MAY 7, 2019
DEMOCRATIC

Official Results

RUN DATE:05/17/19 12:43 PM

0026 JEFFERSONVILLE 17

VOTES PERCENT

JEFFERSONVILLE MAYOR

VOTE FOR 1

THOMAS R. GALLIGAN 69 100.00

JEFFERSONVILLE CLERK

VOTE FOR 1

JEFF FREY 73 100.00

JEFFERSONVILLE COUNCIL AT-LRG

VOTE FOR 3

RON ELLIS 63 39.62

MIGUEL HAMPTON. 44 27.67

JASON SCHLATTER 52 32.70

WE, THE UNDERSIGNED, DO HEREBY CERTIFY
THAT THE ABOVE RESULTS ARE A TRUE AND
ACCURATE ACCOUNT OF ALL BALLOTS COUNTED
AND THAT ALL COUNTERS WERE ZERO (0)
WHEN THE POLLS OPENED AND THAT THE
ELECTION WAS HELD IN ACCORDANCE WITH
THE LAWS OF THE STATE.

ELECTION JUDGE

ELECTION JUDGE

ELECTION JUDGE

ELECTION JUDGE

ELECTION JUDGE

PRECINCT REPORT

CLARK COUNTY, IN
PRIMARY ELECTION
MAY 7, 2019
STATISTICS

Official Results

RUN DATE:05/17/19 12:43 PM

0027 JEFFERSONVILLE 18

VOTES PERCENT

REGISTERED VOTERS - TOTAL	3500	
REGISTERED VOTERS - REPUBLICAN	0	
REGISTERED VOTERS - DEMOCRATIC	0	
BALLOTS CAST - TOTAL	266	
BALLOTS CAST - REPUBLICAN	130	48.87
BALLOTS CAST - DEMOCRATIC	136	51.13
VOTER TURNOUT - TOTAL		7.60

PRECINCT REPORT

CLARK COUNTY, IN
PRIMARY ELECTION
MAY 7, 2019
REPUBLICAN

Official Results

RUN DATE:05/17/19 12:43 PM

0027 JEFFERSONVILLE 18

VOTES PERCENT

JEFFERSONVILLE MAYOR

VOTE FOR 1

MIKE MOORE 119 100.00

JEFFERSONVILLE CLERK

VOTE FOR 1

LISA GILL 103 100.00

JEFFERSONVILLE COUNCIL AT-LRG

VOTE FOR 3

SCOTT A. HAWKINS 98 36.98

MATT OWEN 87 32.83

JEREMY L. SNELLING 80 30.19

JEFFERSONVILLE COUNCIL DST 4

VOTE FOR 1

SCOTTIE MAPLES. 110 100.00

PRECINCT REPORT

CLARK COUNTY, IN
PRIMARY ELECTION
MAY 7, 2019
DEMOCRATIC

Official Results

RUN DATE:05/17/19 12:43 PM

0027 JEFFERSONVILLE 18

VOTES PERCENT

JEFFERSONVILLE MAYOR

VOTE FOR 1

THOMAS R. GALLIGAN	115	100.00
------------------------------	-----	--------

JEFFERSONVILLE CLERK

VOTE FOR 1

JEFF FREY	125	100.00
---------------------	-----	--------

JEFFERSONVILLE COUNCIL AT-LRG

VOTE FOR 3

RON ELLIS	108	37.11
MIGUEL HAMPTON.	88	30.24
JASON SCHLATTER	95	32.65

WE, THE UNDERSIGNED, DO HEREBY CERTIFY
THAT THE ABOVE RESULTS ARE A TRUE AND
ACCURATE ACCOUNT OF ALL BALLOTS COUNTED
AND THAT ALL COUNTERS WERE ZERO (0)
WHEN THE POLLS OPENED AND THAT THE
ELECTION WAS HELD IN ACCORDANCE WITH
THE LAWS OF THE STATE.

ELECTION JUDGE

ELECTION JUDGE

ELECTION JUDGE

ELECTION JUDGE

ELECTION JUDGE

PRECINCT REPORT

CLARK COUNTY, IN
PRIMARY ELECTION
MAY 7, 2019
STATISTICS

Official Results

RUN DATE:05/17/19 12:43 PM

0028 JEFFERSONVILLE 20

VOTES PERCENT

REGISTERED VOTERS - TOTAL	897	
REGISTERED VOTERS - REPUBLICAN	0	
REGISTERED VOTERS - DEMOCRATIC	0	
BALLOTS CAST - TOTAL.	164	
BALLOTS CAST - REPUBLICAN	73	44.51
BALLOTS CAST - DEMOCRATIC	91	55.49
VOTER TURNOUT - TOTAL		18.28

PRECINCT REPORT

CLARK COUNTY, IN
PRIMARY ELECTION
MAY 7, 2019
REPUBLICAN

Official Results

RUN DATE:05/17/19 12:43 PM

0028 JEFFERSONVILLE 20

VOTES PERCENT

JEFFERSONVILLE MAYOR

VOTE FOR 1

MIKE MOORE 66 100.00

JEFFERSONVILLE CLERK

VOTE FOR 1

LISA GILL 67 100.00

JEFFERSONVILLE COUNCIL AT-LRG

VOTE FOR 3

SCOTT A. HAWKINS 58 36.48

MATT OWEN 55 34.59

JEREMY L. SNELLING 46 28.93

JEFFERSONVILLE COUNCIL DST 3

VOTE FOR 1

JOE PARIS 66 100.00

PRECINCT REPORT

CLARK COUNTY, IN
PRIMARY ELECTION
MAY 7, 2019
DEMOCRATIC

Offical Results

RUN DATE:05/17/19 12:43 PM

0028 JEFFERSONVILLE 20

VOTES PERCENT

JEFFERSONVILLE MAYOR

VOTE FOR 1

THOMAS R. GALLIGAN 71 100.00

JEFFERSONVILLE CLERK

VOTE FOR 1

JEFF FREY 73 100.00

JEFFERSONVILLE COUNCIL AT-LRG

VOTE FOR 3

RON ELLIS 63 39.62

MIGUEL HAMPTON. 42 26.42

JASON SCHLATTER 54 33.96

JEFFERSONVILLE COUNCIL DST 3

VOTE FOR 1

AUDREY BAINES 55 61.11

BRIDGETTE FLEMING DOZAL. 35 38.89

WE, THE UNDERSIGNED, DO HEREBY CERTIFY
THAT THE ABOVE RESULTS ARE A TRUE AND
ACCURATE ACCOUNT OF ALL BALLOTS COUNTED
AND THAT ALL COUNTERS WERE ZERO (0)
WHEN THE POLLS OPENED AND THAT THE
ELECTION WAS HELD IN ACCORDANCE WITH
THE LAWS OF THE STATE.

ELECTION JUDGE

ELECTION JUDGE

ELECTION JUDGE

ELECTION JUDGE

ELECTION JUDGE

PRECINCT REPORT

CLARK COUNTY, IN
PRIMARY ELECTION
MAY 7, 2019
STATISTICS

Official Results

RUN DATE:05/17/19 12:43 PM

0029 JEFFERSONVILLE 21

VOTES PERCENT

REGISTERED VOTERS - TOTAL	702	
REGISTERED VOTERS - REPUBLICAN	0	
REGISTERED VOTERS - DEMOCRATIC	0	
BALLOTS CAST - TOTAL	91	
BALLOTS CAST - REPUBLICAN	25	27.47
BALLOTS CAST - DEMOCRATIC	66	72.53
VOTER TURNOUT - TOTAL		12.96

PRECINCT REPORT

CLARK COUNTY, IN
PRIMARY ELECTION
MAY 7, 2019
REPUBLICAN

Official Results

RUN DATE:05/17/19 12:43 PM

0029 JEFFERSONVILLE 21

VOTES PERCENT

JEFFERSONVILLE MAYOR

VOTE FOR 1

MIKE MOORE 22 100.00

JEFFERSONVILLE CLERK

VOTE FOR 1

LISA GILL 22 100.00

JEFFERSONVILLE COUNCIL AT-LRG

VOTE FOR 3

SCOTT A. HAWKINS 17 38.64

MATT OWEN 13 29.55

JEREMY L. SNELLING 14 31.82

JEFFERSONVILLE COUNCIL DST 3

VOTE FOR 1

JOE PARIS 22 100.00

PRECINCT REPORT

CLARK COUNTY, IN
PRIMARY ELECTION
MAY 7, 2019
DEMOCRATIC

Official Results

RUN DATE:05/17/19 12:43 PM

0029 JEFFERSONVILLE 21

VOTES PERCENT

JEFFERSONVILLE MAYOR

VOTE FOR 1

THOMAS R. GALLIGAN 50 100.00

JEFFERSONVILLE CLERK

VOTE FOR 1

JEFF FREY 62 100.00

JEFFERSONVILLE COUNCIL AT-LRG

VOTE FOR 3

RON ELLIS 46 36.22

MIGUEL HAMPTON. 38 29.92

JASON SCHLATTER 43 33.86

JEFFERSONVILLE COUNCIL DST 3

VOTE FOR 1

AUDREY BAINES 36 54.55

BRIDGETTE FLEMING DOZAL. 30 45.45

WE, THE UNDERSIGNED, DO HEREBY CERTIFY
THAT THE ABOVE RESULTS ARE A TRUE AND
ACCURATE ACCOUNT OF ALL BALLOTS COUNTED
AND THAT ALL COUNTERS WERE ZERO (0)
WHEN THE POLLS OPENED AND THAT THE
ELECTION WAS HELD IN ACCORDANCE WITH
THE LAWS OF THE STATE.

ELECTION JUDGE

ELECTION JUDGE

ELECTION JUDGE

ELECTION JUDGE

ELECTION JUDGE

PRECINCT REPORT

CLARK COUNTY, IN
PRIMARY ELECTION
MAY 7, 2019
STATISTICS

Official Results

RUN DATE:05/17/19 12:43 PM

0030 JEFFERSONVILLE 22

VOTES PERCENT

REGISTERED VOTERS - TOTAL	1187	
REGISTERED VOTERS - REPUBLICAN	0	
REGISTERED VOTERS - DEMOCRATIC	0	
BALLOTS CAST - TOTAL	167	
BALLOTS CAST - REPUBLICAN	65	38.92
BALLOTS CAST - DEMOCRATIC	102	61.08
VOTER TURNOUT - TOTAL		14.07

PRECINCT REPORT

CLARK COUNTY, IN
PRIMARY ELECTION
MAY 7, 2019
REPUBLICAN

Official Results

RUN DATE:05/17/19 12:43 PM

0030 JEFFERSONVILLE 22

VOTES PERCENT

JEFFERSONVILLE MAYOR

VOTE FOR 1

MIKE MOORE 61 100.00

JEFFERSONVILLE CLERK

VOTE FOR 1

LISA GILL 53 100.00

JEFFERSONVILLE COUNCIL AT-LRG

VOTE FOR 3

SCOTT A. HAWKINS 52 36.88

MATT OWEN 49 34.75

JEREMY L. SNELLING 40 28.37

JEFFERSONVILLE COUNCIL DST 3

VOTE FOR 1

JOE PARIS 54 100.00

PRECINCT REPORT

CLARK COUNTY, IN
PRIMARY ELECTION
MAY 7, 2019
DEMOCRATIC

Official Results

RUN DATE:05/17/19 12:43 PM

0030 JEFFERSONVILLE 22

VOTES PERCENT

JEFFERSONVILLE MAYOR

VOTE FOR 1

THOMAS R. GALLIGAN 75 100.00

JEFFERSONVILLE CLERK

VOTE FOR 1

JEFF FREY 89 100.00

JEFFERSONVILLE COUNCIL AT-LRG

VOTE FOR 3

RON ELLIS 75 40.98

MIGUEL HAMPTON. 53 28.96

JASON SCHLATTER 55 30.05

JEFFERSONVILLE COUNCIL DST 3

VOTE FOR 1

AUDREY BAINES 74 73.27

BRIDGETTE FLEMING DOZAL. 27 26.73

WE, THE UNDERSIGNED, DO HEREBY CERTIFY
THAT THE ABOVE RESULTS ARE A TRUE AND
ACCURATE ACCOUNT OF ALL BALLOTS COUNTED
AND THAT ALL COUNTERS WERE ZERO (0)
WHEN THE POLLS OPENED AND THAT THE
ELECTION WAS HELD IN ACCORDANCE WITH
THE LAWS OF THE STATE.

ELECTION JUDGE

ELECTION JUDGE

ELECTION JUDGE

ELECTION JUDGE

ELECTION JUDGE

PRECINCT REPORT

CLARK COUNTY, IN
PRIMARY ELECTION
MAY 7, 2019
STATISTICS

Official Results

RUN DATE:05/17/19 12:43 PM

0031 JEFFERSONVILLE 23

VOTES PERCENT

REGISTERED VOTERS - TOTAL	1467	
REGISTERED VOTERS - REPUBLICAN	0	
REGISTERED VOTERS - DEMOCRATIC	0	
BALLOTS CAST - TOTAL	134	
BALLOTS CAST - REPUBLICAN	50	37.31
BALLOTS CAST - DEMOCRATIC	84	62.69
VOTER TURNOUT - TOTAL		9.13

PRECINCT REPORT

CLARK COUNTY, IN
PRIMARY ELECTION
MAY 7, 2019
REPUBLICAN

Official Results

RUN DATE:05/17/19 12:43 PM

0031 JEFFERSONVILLE 23

VOTES PERCENT

JEFFERSONVILLE MAYOR

VOTE FOR 1

MIKE MOORE 45 100.00

JEFFERSONVILLE CLERK

VOTE FOR 1

LISA GILL 44 100.00

JEFFERSONVILLE COUNCIL AT-LRG

VOTE FOR 3

SCOTT A. HAWKINS 44 41.12

MATT OWEN 34 31.78

JEREMY L. SNELLING 29 27.10

JEFFERSONVILLE COUNCIL DST 3

VOTE FOR 1

JOE PARIS 42 100.00

PRECINCT REPORT

CLARK COUNTY, IN
PRIMARY ELECTION
MAY 7, 2019
DEMOCRATIC

Offical Results

RUN DATE:05/17/19 12:43 PM

0031 JEFFERSONVILLE 23

VOTES PERCENT

JEFFERSONVILLE MAYOR

VOTE FOR 1

THOMAS R. GALLIGAN 60 100.00

JEFFERSONVILLE CLERK

VOTE FOR 1

JEFF FREY 74 100.00

JEFFERSONVILLE COUNCIL AT-LRG

VOTE FOR 3

RON ELLIS 70 38.25

MIGUEL HAMPTON. 59 32.24

JASON SCHLATTER 54 29.51

JEFFERSONVILLE COUNCIL DST 3

VOTE FOR 1

AUDREY BAINES 54 68.35

BRIDGETTE FLEMING DOZAL. 25 31.65

WE, THE UNDERSIGNED, DO HEREBY CERTIFY
THAT THE ABOVE RESULTS ARE A TRUE AND
ACCURATE ACCOUNT OF ALL BALLOTS COUNTED
AND THAT ALL COUNTERS WERE ZERO (0)
WHEN THE POLLS OPENED AND THAT THE
ELECTION WAS HELD IN ACCORDANCE WITH
THE LAWS OF THE STATE.

ELECTION JUDGE

ELECTION JUDGE

ELECTION JUDGE

ELECTION JUDGE

ELECTION JUDGE

PRECINCT REPORT

CLARK COUNTY, IN
PRIMARY ELECTION
MAY 7, 2019
STATISTICS

Official Results

RUN DATE:05/17/19 12:43 PM

0032 JEFFERSONVILLE 24

VOTES PERCENT

REGISTERED VOTERS - TOTAL	2716	
REGISTERED VOTERS - REPUBLICAN	0	
REGISTERED VOTERS - DEMOCRATIC	0	
BALLOTS CAST - TOTAL	181	
BALLOTS CAST - REPUBLICAN	84	46.41
BALLOTS CAST - DEMOCRATIC	97	53.59
VOTER TURNOUT - TOTAL		6.66

PRECINCT REPORT

CLARK COUNTY, IN
PRIMARY ELECTION
MAY 7, 2019
REPUBLICAN

Official Results

RUN DATE:05/17/19 12:43 PM

0032 JEFFERSONVILLE 24

VOTES PERCENT

JEFFERSONVILLE MAYOR

VOTE FOR 1

MIKE MOORE 77 100.00

JEFFERSONVILLE CLERK

VOTE FOR 1

LISA GILL 70 100.00

JEFFERSONVILLE COUNCIL AT-LRG

VOTE FOR 3

SCOTT A. HAWKINS 62 35.84

MATT OWEN 59 34.10

JEREMY L. SNELLING 52 30.06

JEFFERSONVILLE COUNCIL DST 5

VOTE FOR 1

STEVE GILL 2 100.00

JEFFERSONVILLE COUNCIL DST 6

VOTE FOR 1

STEVE WEBB 71 100.00

PRECINCT REPORT

CLARK COUNTY, IN
PRIMARY ELECTION
MAY 7, 2019
DEMOCRATIC

Official Results

RUN DATE:05/17/19 12:43 PM

0032 JEFFERSONVILLE 24

VOTES PERCENT

JEFFERSONVILLE MAYOR

VOTE FOR 1

THOMAS R. GALLIGAN 79 100.00

JEFFERSONVILLE CLERK

VOTE FOR 1

JEFF FREY 80 100.00

JEFFERSONVILLE COUNCIL AT-LRG

VOTE FOR 3

RON ELLIS 80 44.20

MIGUEL HAMPTON. 54 29.83

JASON SCHLATTER 47 25.97

JEFFERSONVILLE COUNCIL DST 5

VOTE FOR 1

DONNIE CROFT 2 50.00

AARON FAIRBANKS 2 50.00

WE, THE UNDERSIGNED, DO HEREBY CERTIFY
THAT THE ABOVE RESULTS ARE A TRUE AND
ACCURATE ACCOUNT OF ALL BALLOTS COUNTED
AND THAT ALL COUNTERS WERE ZERO (0)
WHEN THE POLLS OPENED AND THAT THE
ELECTION WAS HELD IN ACCORDANCE WITH
THE LAWS OF THE STATE.

ELECTION JUDGE

ELECTION JUDGE

ELECTION JUDGE

ELECTION JUDGE

ELECTION JUDGE

PRECINCT REPORT

CLARK COUNTY, IN
PRIMARY ELECTION
MAY 7, 2019
STATISTICS

Official Results

RUN DATE:05/17/19 12:43 PM

0033 JEFFERSONVILLE 25

VOTES PERCENT

REGISTERED VOTERS - TOTAL	1694	
REGISTERED VOTERS - REPUBLICAN	0	
REGISTERED VOTERS - DEMOCRATIC	0	
BALLOTS CAST - TOTAL	119	
BALLOTS CAST - REPUBLICAN	78	65.55
BALLOTS CAST - DEMOCRATIC	41	34.45
VOTER TURNOUT - TOTAL		7.02

PRECINCT REPORT

CLARK COUNTY, IN
PRIMARY ELECTION
MAY 7, 2019
REPUBLICAN

Official Results

RUN DATE:05/17/19 12:43 PM

0033 JEFFERSONVILLE 25

VOTES PERCENT

JEFFERSONVILLE MAYOR

VOTE FOR 1

MIKE MOORE 71 100.00

JEFFERSONVILLE CLERK

VOTE FOR 1

LISA GILL 69 100.00

JEFFERSONVILLE COUNCIL AT-LRG

VOTE FOR 3

SCOTT A. HAWKINS 63 36.63

MATT OWEN 58 33.72

JEREMY L. SNELLING 51 29.65

JEFFERSONVILLE COUNCIL DST 4

VOTE FOR 1

SCOTTIE MAPLES. 71 100.00

PRECINCT REPORT

CLARK COUNTY, IN
PRIMARY ELECTION
MAY 7, 2019
DEMOCRATIC

Official Results

RUN DATE:05/17/19 12:43 PM

0033 JEFFERSONVILLE 25

VOTES PERCENT

JEFFERSONVILLE MAYOR
VOTE FOR 1

THOMAS R. GALLIGAN 32 100.00

JEFFERSONVILLE CLERK
VOTE FOR 1

JEFF FREY 39 100.00

JEFFERSONVILLE COUNCIL AT-LRG
VOTE FOR 3

RON ELLIS 36 39.56
MIGUEL HAMPTON. 26 28.57
JASON SCHLATTER 29 31.87

WE, THE UNDERSIGNED, DO HEREBY CERTIFY
THAT THE ABOVE RESULTS ARE A TRUE AND
ACCURATE ACCOUNT OF ALL BALLOTS COUNTED
AND THAT ALL COUNTERS WERE ZERO (0)
WHEN THE POLLS OPENED AND THAT THE
ELECTION WAS HELD IN ACCORDANCE WITH
THE LAWS OF THE STATE.

ELECTION JUDGE

ELECTION JUDGE

ELECTION JUDGE

ELECTION JUDGE

ELECTION JUDGE

PRECINCT REPORT

CLARK COUNTY, IN
PRIMARY ELECTION
MAY 7, 2019
STATISTICS

Offical Results

RUN DATE:05/17/19 12:43 PM

0034 JEFFERSONVILLE 30

VOTES PERCENT

REGISTERED VOTERS - TOTAL	805	
REGISTERED VOTERS - REPUBLICAN	0	
REGISTERED VOTERS - DEMOCRATIC	0	
BALLOTS CAST - TOTAL	114	
BALLOTS CAST - REPUBLICAN	27	23.68
BALLOTS CAST - DEMOCRATIC	87	76.32
VOTER TURNOUT - TOTAL		14.16

PRECINCT REPORT

CLARK COUNTY, IN
PRIMARY ELECTION
MAY 7, 2019
REPUBLICAN

Offical Results

RUN DATE:05/17/19 12:43 PM

0034 JEFFERSONVILLE 30

VOTES PERCENT

CLARKSVILLE CLERK-TREASURER

VOTE FOR 1

LAUREN PARRY	20	100.00
------------------------	----	--------

CLARKSVILLE COUNCIL AT-LRG

VOTE FOR 2

JAMIE HUDGINS	4	12.50
CONNIE ISON.	8	25.00
JENNIFER VOIGNIER.	20	62.50

CLARKSVILLE COUNCIL DST 1

VOTE FOR 1

TIM HAUBER	22	100.00
----------------------	----	--------

PRECINCT REPORT

CLARK COUNTY, IN
PRIMARY ELECTION
MAY 7, 2019
DEMOCRATIC

Official Results

RUN DATE:05/17/19 12:43 PM

0034 JEFFERSONVILLE 30

VOTES PERCENT

CLARKSVILLE CLERK-TREASURER

VOTE FOR 1

BOB LEUTHART 64 100.00

CLARKSVILLE JUDGE

VOTE FOR 1

JAMES (JIMMIE) GUILFOYLE 61 100.00

CLARKSVILLE COUNCIL AT-LRG

VOTE FOR 2

KAREN HENDERSON 32 25.60

JAIME HUNT 28 22.40

WILL H. KRAMER. 12 9.60

DAVID (YOGI) PARIS 16 12.80

ADAM RAYBORN 21 16.80

DENNY WISEMAN 16 12.80

CLARKSVILLE COUNCIL DST 1

VOTE FOR 1

MICHAELIA S. GILBERT. 41 48.24

DWIGHT INGLE 12 14.12

TONY MUNICH. 32 37.65

WE, THE UNDERSIGNED, DO HEREBY CERTIFY
THAT THE ABOVE RESULTS ARE A TRUE AND
ACCURATE ACCOUNT OF ALL BALLOTS COUNTED
AND THAT ALL COUNTERS WERE ZERO (0)
WHEN THE POLLS OPENED AND THAT THE
ELECTION WAS HELD IN ACCORDANCE WITH
THE LAWS OF THE STATE.

ELECTION JUDGE

ELECTION JUDGE

ELECTION JUDGE

ELECTION JUDGE

ELECTION JUDGE

PRECINCT REPORT

CLARK COUNTY, IN
PRIMARY ELECTION
MAY 7, 2019
STATISTICS

Official Results

RUN DATE:05/17/19 12:43 PM

0035 JEFFERSONVILLE 31

VOTES PERCENT

REGISTERED VOTERS - TOTAL	897	
REGISTERED VOTERS - REPUBLICAN	0	
REGISTERED VOTERS - DEMOCRATIC	0	
BALLOTS CAST - TOTAL	110	
BALLOTS CAST - REPUBLICAN	32	29.09
BALLOTS CAST - DEMOCRATIC	78	70.91
VOTER TURNOUT - TOTAL		12.26

PRECINCT REPORT

CLARK COUNTY, IN
PRIMARY ELECTION
MAY 7, 2019
REPUBLICAN

Official Results

RUN DATE:05/17/19 12:43 PM

0035 JEFFERSONVILLE 31

VOTES PERCENT

CLARKSVILLE CLERK-TREASURER

VOTE FOR 1

LAUREN PARRY	25	100.00
------------------------	----	--------

CLARKSVILLE COUNCIL AT-LRG

VOTE FOR 2

JAMIE HUDGINS	12	26.09
CONNIE ISON.	10	21.74
JENNIFER VOIGNIER.	24	52.17

CLARKSVILLE COUNCIL DST 1

VOTE FOR 1

TIM HAUBER	28	100.00
----------------------	----	--------

PRECINCT REPORT

CLARK COUNTY, IN
PRIMARY ELECTION
MAY 7, 2019
DEMOCRATIC

Official Results

RUN DATE:05/17/19 12:43 PM

0035 JEFFERSONVILLE 31

VOTES PERCENT

CLARKSVILLE CLERK-TREASURER

VOTE FOR 1

BOB LEUTHART 66 100.00

CLARKSVILLE JUDGE

VOTE FOR 1

JAMES (JIMMIE) GUILFOYLE 60 100.00

CLARKSVILLE COUNCIL AT-LRG

VOTE FOR 2

KAREN HENDERSON 28 22.95

JAIME HUNT 17 13.93

WILL H. KRAMER. 17 13.93

DAVID (YOGI) PARIS 22 18.03

ADAM RAYBORN 9 7.38

DENNY WISEMAN 29 23.77

CLARKSVILLE COUNCIL DST 1

VOTE FOR 1

MICHAELIA S. GILBERT. 33 42.86

DWIGHT INGLE 18 23.38

TONY MUNICH. 26 33.77

WE, THE UNDERSIGNED, DO HEREBY CERTIFY
THAT THE ABOVE RESULTS ARE A TRUE AND
ACCURATE ACCOUNT OF ALL BALLOTS COUNTED
AND THAT ALL COUNTERS WERE ZERO (0)
WHEN THE POLLS OPENED AND THAT THE
ELECTION WAS HELD IN ACCORDANCE WITH
THE LAWS OF THE STATE.

ELECTION JUDGE

ELECTION JUDGE

ELECTION JUDGE

ELECTION JUDGE

ELECTION JUDGE

PRECINCT REPORT

CLARK COUNTY, IN
PRIMARY ELECTION
MAY 7, 2019
STATISTICS

Official Results

RUN DATE:05/17/19 12:43 PM

0036 JEFFERSONVILLE 32

VOTES PERCENT

REGISTERED VOTERS - TOTAL	575	
REGISTERED VOTERS - REPUBLICAN	0	
REGISTERED VOTERS - DEMOCRATIC	0	
BALLOTS CAST - TOTAL	82	
BALLOTS CAST - REPUBLICAN	21	25.61
BALLOTS CAST - DEMOCRATIC	61	74.39
VOTER TURNOUT - TOTAL		14.26

PRECINCT REPORT

CLARK COUNTY, IN
PRIMARY ELECTION
MAY 7, 2019
REPUBLICAN

Official Results

RUN DATE:05/17/19 12:43 PM

0036 JEFFERSONVILLE 32

VOTES PERCENT

CLARKSVILLE CLERK-TREASURER

VOTE FOR 1

LAUREN PARRY 18 100.00

CLARKSVILLE COUNCIL AT-LRG

VOTE FOR 2

JAMIE HUDGINS 10 27.78

CONNIE ISON. 10 27.78

JENNIFER VOIGNIER. 16 44.44

CLARKSVILLE COUNCIL DST 1

VOTE FOR 1

TIM HAUBER 19 100.00

PRECINCT REPORT

CLARK COUNTY, IN
PRIMARY ELECTION
MAY 7, 2019
DEMOCRATIC

Official Results

RUN DATE:05/17/19 12:43 PM

0036 JEFFERSONVILLE 32

VOTES PERCENT

CLARKSVILLE CLERK-TREASURER

VOTE FOR 1

BOB LEUTHART 44 100.00

CLARKSVILLE JUDGE

VOTE FOR 1

JAMES (JIMMIE) GUILFOYLE 40 100.00

CLARKSVILLE COUNCIL AT-LRG

VOTE FOR 2

KAREN HENDERSON 18 19.57
JAIME HUNT 10 10.87
WILL H. KRAMER. 12 13.04
DAVID (YOGI) PARIS 21 22.83
ADAM RAYBORN 9 9.78
DENNY WISEMAN 22 23.91

CLARKSVILLE COUNCIL DST 1

VOTE FOR 1

MICHAELIA S. GILBERT. 24 40.68
DWIGHT INGLE 10 16.95
TONY MUNICH. 25 42.37

WE, THE UNDERSIGNED, DO HEREBY CERTIFY
THAT THE ABOVE RESULTS ARE A TRUE AND
ACCURATE ACCOUNT OF ALL BALLOTS COUNTED
AND THAT ALL COUNTERS WERE ZERO (0)
WHEN THE POLLS OPENED AND THAT THE
ELECTION WAS HELD IN ACCORDANCE WITH
THE LAWS OF THE STATE.

ELECTION JUDGE

ELECTION JUDGE

ELECTION JUDGE

ELECTION JUDGE

ELECTION JUDGE

PRECINCT REPORT

CLARK COUNTY, IN
PRIMARY ELECTION
MAY 7, 2019
STATISTICS

Official Results

RUN DATE:05/17/19 12:43 PM

0037 JEFFERSONVILLE 33

VOTES PERCENT

REGISTERED VOTERS - TOTAL	936	
REGISTERED VOTERS - REPUBLICAN	0	
REGISTERED VOTERS - DEMOCRATIC	0	
BALLOTS CAST - TOTAL	96	
BALLOTS CAST - REPUBLICAN	29	30.21
BALLOTS CAST - DEMOCRATIC	67	69.79
VOTER TURNOUT - TOTAL		10.26

PRECINCT REPORT

CLARK COUNTY, IN
PRIMARY ELECTION
MAY 7, 2019
REPUBLICAN

Official Results

RUN DATE:05/17/19 12:43 PM

0037 JEFFERSONVILLE 33

VOTES PERCENT

CLARKSVILLE CLERK-TREASURER

VOTE FOR 1

LAUREN PARRY	26	100.00
------------------------	----	--------

CLARKSVILLE COUNCIL AT-LRG

VOTE FOR 2

JAMIE HUDGINS	12	27.27
CONNIE ISON.	12	27.27
JENNIFER VOIGNIER.	20	45.45

CLARKSVILLE COUNCIL DST 1

VOTE FOR 1

TIM HAUBER	24	100.00
----------------------	----	--------

PRECINCT REPORT

CLARK COUNTY, IN
PRIMARY ELECTION
MAY 7, 2019
DEMOCRATIC

Official Results

RUN DATE:05/17/19 12:43 PM

0037 JEFFERSONVILLE 33

VOTES PERCENT

CLARKSVILLE CLERK-TREASURER

VOTE FOR 1

BOB LEUTHART 59 100.00

CLARKSVILLE JUDGE

VOTE FOR 1

JAMES (JIMMIE) GUILFOYLE 57 100.00

CLARKSVILLE COUNCIL AT-LRG

VOTE FOR 2

KAREN HENDERSON 32 26.89
JAIME HUNT 18 15.13
WILL H. KRAMER. 24 20.17
DAVID (YOGI) PARIS 17 14.29
ADAM RAYBORN 14 11.76
DENNY WISEMAN 14 11.76

CLARKSVILLE COUNCIL DST 1

VOTE FOR 1

MICHAELIA S. GILBERT. 31 46.27
DWIGHT INGLE 13 19.40
TONY MUNICH. 23 34.33

WE, THE UNDERSIGNED, DO HEREBY CERTIFY
THAT THE ABOVE RESULTS ARE A TRUE AND
ACCURATE ACCOUNT OF ALL BALLOTS COUNTED
AND THAT ALL COUNTERS WERE ZERO (0)
WHEN THE POLLS OPENED AND THAT THE
ELECTION WAS HELD IN ACCORDANCE WITH
THE LAWS OF THE STATE.

ELECTION JUDGE

ELECTION JUDGE

ELECTION JUDGE

ELECTION JUDGE

ELECTION JUDGE

PRECINCT REPORT

CLARK COUNTY, IN
PRIMARY ELECTION
MAY 7, 2019
STATISTICS

Official Results

RUN DATE:05/17/19 12:43 PM

0038 JEFFERSONVILLE 34

VOTES PERCENT

REGISTERED VOTERS - TOTAL	859	
REGISTERED VOTERS - REPUBLICAN	0	
REGISTERED VOTERS - DEMOCRATIC	0	
BALLOTS CAST - TOTAL.	93	
BALLOTS CAST - REPUBLICAN	30	32.26
BALLOTS CAST - DEMOCRATIC	63	67.74
VOTER TURNOUT - TOTAL		10.83

PRECINCT REPORT

CLARK COUNTY, IN
PRIMARY ELECTION
MAY 7, 2019
REPUBLICAN

Offical Results

RUN DATE:05/17/19 12:43 PM

0038 JEFFERSONVILLE 34

VOTES PERCENT

CLARKSVILLE CLERK-TREASURER

VOTE FOR 1

LAUREN PARRY 23 100.00

CLARKSVILLE COUNCIL AT-LRG

VOTE FOR 2

JAMIE HUDGINS 13 27.08

CONNIE ISON. 11 22.92

JENNIFER VOIGNIER. 24 50.00

CLARKSVILLE COUNCIL DST 1

VOTE FOR 1

TIM HAUBER 9 100.00

CLARKSVILLE COUNCIL DST 3

VOTE FOR 1

DAVID (RED) WORRALL 20 100.00

RUN DATE:05/17/19 12:43 PM

0038 JEFFERSONVILLE 34

VOTES PERCENT

CLARKSVILLE CLERK-TREASURER

VOTE FOR 1

BOB LEUTHART 55 100.00

CLARKSVILLE JUDGE

VOTE FOR 1

JAMES (JIMMIE) GUILFOYLE 58 100.00

CLARKSVILLE COUNCIL AT-LRG

VOTE FOR 2

KAREN HENDERSON 25 22.52
JAIME HUNT 10 9.01
WILL H. KRAMER. 13 11.71
DAVID (YOGI) PARIS 27 24.32
ADAM RAYBORN 15 13.51
DENNY WISEMAN 21 18.92

CLARKSVILLE COUNCIL DST 1

VOTE FOR 1

MICHAELIA S. GILBERT. 11 39.29
DWIGHT INGLE 6 21.43
TONY MUNICH. 11 39.29

CLARKSVILLE COUNCIL DST 3

VOTE FOR 1

TERRY DORSETT 2 5.88
BOB MCEWEN 20 58.82
RYAN RAMSEY. 12 35.29

WE, THE UNDERSIGNED, DO HEREBY CERTIFY
THAT THE ABOVE RESULTS ARE A TRUE AND
ACCURATE ACCOUNT OF ALL BALLOTS COUNTED
AND THAT ALL COUNTERS WERE ZERO (0)
WHEN THE POLLS OPENED AND THAT THE
ELECTION WAS HELD IN ACCORDANCE WITH
THE LAWS OF THE STATE.

ELECTION JUDGE

ELECTION JUDGE

ELECTION JUDGE

ELECTION JUDGE

ELECTION JUDGE

PRECINCT REPORT

CLARK COUNTY, IN
PRIMARY ELECTION
MAY 7, 2019
STATISTICS

Official Results

RUN DATE:05/17/19 12:43 PM

0039 JEFFERSONVILLE 35

VOTES PERCENT

REGISTERED VOTERS - TOTAL	1231	
REGISTERED VOTERS - REPUBLICAN	0	
REGISTERED VOTERS - DEMOCRATIC	0	
BALLOTS CAST - TOTAL	92	
BALLOTS CAST - REPUBLICAN	40	43.48
BALLOTS CAST - DEMOCRATIC	52	56.52
VOTER TURNOUT - TOTAL		7.47

PRECINCT REPORT

CLARK COUNTY, IN
PRIMARY ELECTION
MAY 7, 2019
REPUBLICAN

Offical Results

RUN DATE:05/17/19 12:43 PM

0039 JEFFERSONVILLE 35

VOTES PERCENT

CLARKSVILLE CLERK-TREASURER

VOTE FOR 1

LAUREN PARRY	34	100.00
------------------------	----	--------

CLARKSVILLE COUNCIL AT-LRG

VOTE FOR 2

JAMIE HUDGINS	19	35.19
CONNIE ISON.	13	24.07
JENNIFER VOIGNIER.	22	40.74

CLARKSVILLE COUNCIL DST 2

VOTE FOR 1

MIKE POPPLEWELL	18	45.00
DEE SHELTON.	22	55.00

PRECINCT REPORT

CLARK COUNTY, IN
PRIMARY ELECTION
MAY 7, 2019
DEMOCRATIC

Official Results

RUN DATE:05/17/19 12:43 PM

0039 JEFFERSONVILLE 35

VOTES PERCENT

CLARKSVILLE CLERK-TREASURER

VOTE FOR 1

BOB LEUTHART 48 100.00

CLARKSVILLE JUDGE

VOTE FOR 1

JAMES (JIMMIE) GUILFOYLE 48 100.00

CLARKSVILLE COUNCIL AT-LRG

VOTE FOR 2

KAREN HENDERSON 22 24.44
JAIME HUNT 12 13.33
WILL H. KRAMER. 10 11.11
DAVID (YOGI) PARIS 12 13.33
ADAM RAYBORN 18 20.00
DENNY WISEMAN 16 17.78

CLARKSVILLE COUNCIL DST 2

VOTE FOR 1

JOHN GILKEY. 45 88.24
PAUL GRISHAM 6 11.76

WE, THE UNDERSIGNED, DO HEREBY CERTIFY
THAT THE ABOVE RESULTS ARE A TRUE AND
ACCURATE ACCOUNT OF ALL BALLOTS COUNTED
AND THAT ALL COUNTERS WERE ZERO (0)
WHEN THE POLLS OPENED AND THAT THE
ELECTION WAS HELD IN ACCORDANCE WITH
THE LAWS OF THE STATE.

ELECTION JUDGE

ELECTION JUDGE

ELECTION JUDGE

ELECTION JUDGE

ELECTION JUDGE

PRECINCT REPORT

CLARK COUNTY, IN
PRIMARY ELECTION
MAY 7, 2019
STATISTICS

Official Results

RUN DATE:05/17/19 12:43 PM

0040 JEFFERSONVILLE 36

VOTES PERCENT

REGISTERED VOTERS - TOTAL	1156	
REGISTERED VOTERS - REPUBLICAN	0	
REGISTERED VOTERS - DEMOCRATIC	0	
BALLOTS CAST - TOTAL	130	
BALLOTS CAST - REPUBLICAN	63	48.46
BALLOTS CAST - DEMOCRATIC	67	51.54
VOTER TURNOUT - TOTAL		11.25

PRECINCT REPORT

CLARK COUNTY, IN
PRIMARY ELECTION
MAY 7, 2019
REPUBLICAN

Official Results

RUN DATE:05/17/19 12:43 PM

0040 JEFFERSONVILLE 36

VOTES PERCENT

CLARKSVILLE CLERK-TREASURER

VOTE FOR 1

LAUREN PARRY	51	100.00
------------------------	----	--------

CLARKSVILLE COUNCIL AT-LRG

VOTE FOR 2

JAMIE HUDGINS	20	21.05
CONNIE ISON.	29	30.53
JENNIFER VOIGNIER.	46	48.42

CLARKSVILLE COUNCIL DST 2

VOTE FOR 1

MIKE POPPLEWELL	32	50.79
DEE SHELTON.	31	49.21

PRECINCT REPORT

CLARK COUNTY, IN
PRIMARY ELECTION
MAY 7, 2019
DEMOCRATIC

Official Results

RUN DATE:05/17/19 12:43 PM

0040 JEFFERSONVILLE 36

VOTES PERCENT

CLARKSVILLE CLERK-TREASURER

VOTE FOR 1

BOB LEUTHART 59 100.00

CLARKSVILLE JUDGE

VOTE FOR 1

JAMES (JIMMIE) GUILFOYLE 55 100.00

CLARKSVILLE COUNCIL AT-LRG

VOTE FOR 2

KAREN HENDERSON 28 24.78
JAIME HUNT 12 10.62
WILL H. KRAMER. 6 5.31
DAVID (YOGI) PARIS 24 21.24
ADAM RAYBORN 23 20.35
DENNY WISEMAN 20 17.70

CLARKSVILLE COUNCIL DST 2

VOTE FOR 1

JOHN GILKEY. 44 68.75
PAUL GRISHAM 20 31.25

WE, THE UNDERSIGNED, DO HEREBY CERTIFY
THAT THE ABOVE RESULTS ARE A TRUE AND
ACCURATE ACCOUNT OF ALL BALLOTS COUNTED
AND THAT ALL COUNTERS WERE ZERO (0)
WHEN THE POLLS OPENED AND THAT THE
ELECTION WAS HELD IN ACCORDANCE WITH
THE LAWS OF THE STATE.

ELECTION JUDGE

ELECTION JUDGE

ELECTION JUDGE

ELECTION JUDGE

ELECTION JUDGE

PRECINCT REPORT

CLARK COUNTY, IN
PRIMARY ELECTION
MAY 7, 2019
STATISTICS

Official Results

RUN DATE:05/17/19 12:43 PM

0041 JEFFERSONVILLE 37

VOTES PERCENT

REGISTERED VOTERS - TOTAL	1275	
REGISTERED VOTERS - REPUBLICAN	0	
REGISTERED VOTERS - DEMOCRATIC	0	
BALLOTS CAST - TOTAL	246	
BALLOTS CAST - REPUBLICAN	67	27.24
BALLOTS CAST - DEMOCRATIC	179	72.76
VOTER TURNOUT - TOTAL		19.29

PRECINCT REPORT

CLARK COUNTY, IN
PRIMARY ELECTION
MAY 7, 2019
REPUBLICAN

Official Results

RUN DATE:05/17/19 12:43 PM

0041 JEFFERSONVILLE 37

VOTES PERCENT

CLARKSVILLE CLERK-TREASURER

VOTE FOR 1

LAUREN PARRY	59	100.00
------------------------	----	--------

CLARKSVILLE COUNCIL AT-LRG

VOTE FOR 2

JAMIE HUDGINS	22	20.37
CONNIE ISON.	43	39.81
JENNIFER VOIGNIER.	43	39.81

CLARKSVILLE COUNCIL DST 3

VOTE FOR 1

DAVID (RED) WORRALL	64	100.00
-------------------------------	----	--------

PRECINCT REPORT

CLARK COUNTY, IN
PRIMARY ELECTION
MAY 7, 2019
DEMOCRATIC

Official Results

RUN DATE:05/17/19 12:43 PM

0041 JEFFERSONVILLE 37

VOTES PERCENT

CLARKSVILLE CLERK-TREASURER

VOTE FOR 1

BOB LEUTHART 136 100.00

CLARKSVILLE JUDGE

VOTE FOR 1

JAMES (JIMMIE) GUILFOYLE 138 100.00

CLARKSVILLE COUNCIL AT-LRG

VOTE FOR 2

KAREN HENDERSON 86 30.60

JAIME HUNT 47 16.73

WILL H. KRAMER. 31 11.03

DAVID (YOGI) PARIS 60 21.35

ADAM RAYBORN 28 9.96

DENNY WISEMAN 29 10.32

CLARKSVILLE COUNCIL DST 3

VOTE FOR 1

TERRY DORSETT 15 8.38

BOB MCEWEN 67 37.43

RYAN RAMSEY. 97 54.19

WE, THE UNDERSIGNED, DO HEREBY CERTIFY
THAT THE ABOVE RESULTS ARE A TRUE AND
ACCURATE ACCOUNT OF ALL BALLOTS COUNTED
AND THAT ALL COUNTERS WERE ZERO (0)
WHEN THE POLLS OPENED AND THAT THE
ELECTION WAS HELD IN ACCORDANCE WITH
THE LAWS OF THE STATE.

ELECTION JUDGE

ELECTION JUDGE

ELECTION JUDGE

ELECTION JUDGE

ELECTION JUDGE

PRECINCT REPORT

CLARK COUNTY, IN
PRIMARY ELECTION
MAY 7, 2019
STATISTICS

Official Results

RUN DATE:05/17/19 12:43 PM

0042 JEFFERSONVILLE 38

VOTES PERCENT

REGISTERED VOTERS - TOTAL	1219	
REGISTERED VOTERS - REPUBLICAN	0	
REGISTERED VOTERS - DEMOCRATIC	0	
BALLOTS CAST - TOTAL.	190	
BALLOTS CAST - REPUBLICAN	68	35.79
BALLOTS CAST - DEMOCRATIC	122	64.21
VOTER TURNOUT - TOTAL		15.59

PRECINCT REPORT

CLARK COUNTY, IN
PRIMARY ELECTION
MAY 7, 2019
REPUBLICAN

Official Results

RUN DATE:05/17/19 12:43 PM

0042 JEFFERSONVILLE 38

VOTES PERCENT

CLARKSVILLE CLERK-TREASURER

VOTE FOR 1

LAUREN PARRY	56	100.00
------------------------	----	--------

CLARKSVILLE COUNCIL AT-LRG

VOTE FOR 2

JAMIE HUDGINS	11	11.11
CONNIE ISON.	32	32.32
JENNIFER VOIGNIER.	56	56.57

CLARKSVILLE COUNCIL DST 3

VOTE FOR 1

DAVID (RED) WORRALL	63	100.00
-------------------------------	----	--------

PRECINCT REPORT

CLARK COUNTY, IN
PRIMARY ELECTION
MAY 7, 2019
DEMOCRATIC

Official Results

RUN DATE:05/17/19 12:43 PM

0042 JEFFERSONVILLE 38

VOTES PERCENT

CLARKSVILLE CLERK-TREASURER

VOTE FOR 1

BOB LEUTHART 105 100.00

CLARKSVILLE JUDGE

VOTE FOR 1

JAMES (JIMMIE) GUILFOYLE 103 100.00

CLARKSVILLE COUNCIL AT-LRG

VOTE FOR 2

KAREN HENDERSON 68 32.38

JAIME HUNT 55 26.19

WILL H. KRAMER. 8 3.81

DAVID (YOGI) PARIS 31 14.76

ADAM RAYBORN 23 10.95

DENNY WISEMAN 25 11.90

CLARKSVILLE COUNCIL DST 3

VOTE FOR 1

TERRY DORSETT 17 14.05

BOB MCEWEN 52 42.98

RYAN RAMSEY. 52 42.98

WE, THE UNDERSIGNED, DO HEREBY CERTIFY
THAT THE ABOVE RESULTS ARE A TRUE AND
ACCURATE ACCOUNT OF ALL BALLOTS COUNTED
AND THAT ALL COUNTERS WERE ZERO (0)
WHEN THE POLLS OPENED AND THAT THE
ELECTION WAS HELD IN ACCORDANCE WITH
THE LAWS OF THE STATE.

ELECTION JUDGE

ELECTION JUDGE

ELECTION JUDGE

ELECTION JUDGE

ELECTION JUDGE

PRECINCT REPORT

CLARK COUNTY, IN
PRIMARY ELECTION
MAY 7, 2019
STATISTICS

Official Results

RUN DATE:05/17/19 12:43 PM

0043 JEFFERSONVILLE 39

VOTES PERCENT

REGISTERED VOTERS - TOTAL	1068	
REGISTERED VOTERS - REPUBLICAN	0	
REGISTERED VOTERS - DEMOCRATIC	0	
BALLOTS CAST - TOTAL	95	
BALLOTS CAST - REPUBLICAN	32	33.68
BALLOTS CAST - DEMOCRATIC	63	66.32
VOTER TURNOUT - TOTAL		8.90

PRECINCT REPORT

CLARK COUNTY, IN
PRIMARY ELECTION
MAY 7, 2019
REPUBLICAN

Official Results

RUN DATE:05/17/19 12:43 PM

0043 JEFFERSONVILLE 39

VOTES PERCENT

CLARKSVILLE CLERK-TREASURER

VOTE FOR 1

LAUREN PARRY 27 100.00

CLARKSVILLE COUNCIL AT-LRG

VOTE FOR 2

JAMIE HUDGINS 14 30.43
CONNIE ISON. 10 21.74
JENNIFER VOIGNIER. 22 47.83

CLARKSVILLE COUNCIL DST 2

VOTE FOR 1

MIKE POPPLEWELL 3 37.50
DEE SHELTON. 5 62.50

CLARKSVILLE COUNCIL DST 3

VOTE FOR 1

DAVID (RED) WORRALL 8 100.00

CLARKSVILLE COUNCIL DST 4

VOTE FOR 1

JAMES D. DISPONETT 7 46.67
ANDRE JONES. 8 53.33

PRECINCT REPORT

CLARK COUNTY, IN
PRIMARY ELECTION
MAY 7, 2019
DEMOCRATIC

Official Results

RUN DATE:05/17/19 12:43 PM

0043 JEFFERSONVILLE 39

VOTES PERCENT

CLARKSVILLE CLERK-TREASURER

VOTE FOR 1

BOB LEUTHART 55 100.00

CLARKSVILLE JUDGE

VOTE FOR 1

JAMES (JIMMIE) GUILFOYLE 54 100.00

CLARKSVILLE COUNCIL AT-LRG

VOTE FOR 2

KAREN HENDERSON 33 31.13

JAIME HUNT 14 13.21

WILL H. KRAMER. 7 6.60

DAVID (YOGI) PARIS 16 15.09

ADAM RAYBORN 18 16.98

DENNY WISEMAN 18 16.98

CLARKSVILLE COUNCIL DST 2

VOTE FOR 1

JOHN GILKEY. 3 75.00

PAUL GRISHAM 1 25.00

CLARKSVILLE COUNCIL DST 3

VOTE FOR 1

TERRY DORSETT 2 8.33

BOB MCEWEN 15 62.50

RYAN RAMSEY. 7 29.17

CLARKSVILLE COUNCIL DST 4

VOTE FOR 1

MICHAEL (MIKE) MUSTAIN 30 100.00

WE, THE UNDERSIGNED, DO HEREBY CERTIFY
THAT THE ABOVE RESULTS ARE A TRUE AND
ACCURATE ACCOUNT OF ALL BALLOTS COUNTED
AND THAT ALL COUNTERS WERE ZERO (0)
WHEN THE POLLS OPENED AND THAT THE
ELECTION WAS HELD IN ACCORDANCE WITH
THE LAWS OF THE STATE.

ELECTION JUDGE

ELECTION JUDGE

ELECTION JUDGE

ELECTION JUDGE

ELECTION JUDGE

PRECINCT REPORT

CLARK COUNTY, IN
PRIMARY ELECTION
MAY 7, 2019
STATISTICS

Official Results

RUN DATE:05/17/19 12:43 PM

0044 JEFFERSONVILLE 40

VOTES PERCENT

REGISTERED VOTERS - TOTAL	1237	
REGISTERED VOTERS - REPUBLICAN	0	
REGISTERED VOTERS - DEMOCRATIC	0	
BALLOTS CAST - TOTAL	203	
BALLOTS CAST - REPUBLICAN	81	39.90
BALLOTS CAST - DEMOCRATIC	122	60.10
VOTER TURNOUT - TOTAL		16.41

PRECINCT REPORT

CLARK COUNTY, IN
PRIMARY ELECTION
MAY 7, 2019
REPUBLICAN

Official Results

RUN DATE:05/17/19 12:43 PM

0044 JEFFERSONVILLE 40

VOTES PERCENT

CLARKSVILLE CLERK-TREASURER

VOTE FOR 1

LAUREN PARRY 64 100.00

CLARKSVILLE COUNCIL AT-LRG

VOTE FOR 2

JAMIE HUDGINS 22 18.80

CONNIE ISON. 31 26.50

JENNIFER VOIGNIER. 64 54.70

CLARKSVILLE COUNCIL DST 4

VOTE FOR 1

JAMES D. DISPONETT 32 40.00

ANDRE JONES. 48 60.00

PRECINCT REPORT

CLARK COUNTY, IN
PRIMARY ELECTION
MAY 7, 2019
DEMOCRATIC

Official Results

RUN DATE:05/17/19 12:43 PM

0044 JEFFERSONVILLE 40

VOTES PERCENT

CLARKSVILLE CLERK-TREASURER

VOTE FOR 1

BOB LEUTHART 109 100.00

CLARKSVILLE JUDGE

VOTE FOR 1

JAMES (JIMMIE) GUILFOYLE 107 100.00

CLARKSVILLE COUNCIL AT-LRG

VOTE FOR 2

KAREN HENDERSON 74 36.82
JAIME HUNT 38 18.91
WILL H. KRAMER. 10 4.98
DAVID (YOGI) PARIS 36 17.91
ADAM RAYBORN 20 9.95
DENNY WISEMAN 23 11.44

CLARKSVILLE COUNCIL DST 4

VOTE FOR 1

MICHAEL (MIKE) MUSTAIN 108 100.00

WE, THE UNDERSIGNED, DO HEREBY CERTIFY
THAT THE ABOVE RESULTS ARE A TRUE AND
ACCURATE ACCOUNT OF ALL BALLOTS COUNTED
AND THAT ALL COUNTERS WERE ZERO (0)
WHEN THE POLLS OPENED AND THAT THE
ELECTION WAS HELD IN ACCORDANCE WITH
THE LAWS OF THE STATE.

ELECTION JUDGE

ELECTION JUDGE

ELECTION JUDGE

ELECTION JUDGE

ELECTION JUDGE

PRECINCT REPORT

CLARK COUNTY, IN
PRIMARY ELECTION
MAY 7, 2019
STATISTICS

Official Results

RUN DATE:05/17/19 12:43 PM

0045 JEFFERSONVILLE 41

VOTES PERCENT

REGISTERED VOTERS - TOTAL	719	
REGISTERED VOTERS - REPUBLICAN	0	
REGISTERED VOTERS - DEMOCRATIC	0	
BALLOTS CAST - TOTAL	89	
BALLOTS CAST - REPUBLICAN	36	40.45
BALLOTS CAST - DEMOCRATIC	53	59.55
VOTER TURNOUT - TOTAL		12.38

PRECINCT REPORT

CLARK COUNTY, IN
PRIMARY ELECTION
MAY 7, 2019
REPUBLICAN

Official Results

RUN DATE:05/17/19 12:43 PM

0045 JEFFERSONVILLE 41

VOTES PERCENT

CLARKSVILLE CLERK-TREASURER

VOTE FOR 1

LAUREN PARRY	29	100.00
------------------------	----	--------

CLARKSVILLE COUNCIL AT-LRG

VOTE FOR 2

JAMIE HUDGINS	11	22.45
CONNIE ISON.	14	28.57
JENNIFER VOIGNIER.	24	48.98

CLARKSVILLE COUNCIL DST 4

VOTE FOR 1

JAMES D. DISPONETT	14	38.89
ANDRE JONES.	22	61.11

PRECINCT REPORT

CLARK COUNTY, IN
PRIMARY ELECTION
MAY 7, 2019
DEMOCRATIC

Offical Results

RUN DATE:05/17/19 12:43 PM

0045 JEFFERSONVILLE 41

VOTES PERCENT

CLARKSVILLE CLERK-TREASURER

VOTE FOR 1

BOB LEUTHART 47 100.00

CLARKSVILLE JUDGE

VOTE FOR 1

JAMES (JIMMIE) GUILFOYLE 47 100.00

CLARKSVILLE COUNCIL AT-LRG

VOTE FOR 2

KAREN HENDERSON 44 47.31
JAIME HUNT 8 8.60
WILL H. KRAMER. 5 5.38
DAVID (YOGI) PARIS 13 13.98
ADAM RAYBORN 10 10.75
DENNY WISEMAN 13 13.98

CLARKSVILLE COUNCIL DST 4

VOTE FOR 1

MICHAEL (MIKE) MUSTAIN 50 100.00

WE, THE UNDERSIGNED, DO HEREBY CERTIFY
THAT THE ABOVE RESULTS ARE A TRUE AND
ACCURATE ACCOUNT OF ALL BALLOTS COUNTED
AND THAT ALL COUNTERS WERE ZERO (0)
WHEN THE POLLS OPENED AND THAT THE
ELECTION WAS HELD IN ACCORDANCE WITH
THE LAWS OF THE STATE.

ELECTION JUDGE

ELECTION JUDGE

ELECTION JUDGE

ELECTION JUDGE

ELECTION JUDGE

PRECINCT REPORT

CLARK COUNTY, IN
PRIMARY ELECTION
MAY 7, 2019
STATISTICS

Official Results

RUN DATE:05/17/19 12:43 PM

0046 JEFFERSONVILLE 42

VOTES PERCENT

REGISTERED VOTERS - TOTAL	1369	
REGISTERED VOTERS - REPUBLICAN	0	
REGISTERED VOTERS - DEMOCRATIC	0	
BALLOTS CAST - TOTAL	123	
BALLOTS CAST - REPUBLICAN	62	50.41
BALLOTS CAST - DEMOCRATIC	61	49.59
VOTER TURNOUT - TOTAL		8.98

PRECINCT REPORT

CLARK COUNTY, IN
PRIMARY ELECTION
MAY 7, 2019
REPUBLICAN

Official Results

RUN DATE:05/17/19 12:43 PM

0046 JEFFERSONVILLE 42

VOTES PERCENT

CLARKSVILLE CLERK-TREASURER

VOTE FOR 1

LAUREN PARRY	47	100.00
------------------------	----	--------

CLARKSVILLE COUNCIL AT-LRG

VOTE FOR 2

JAMIE HUDGINS	28	30.77
CONNIE ISON.	33	36.26
JENNIFER VOIGNIER.	30	32.97

CLARKSVILLE COUNCIL DST 4

VOTE FOR 1

JAMES D. DISPONETT	1	12.50
ANDRE JONES.	7	87.50

CLARKSVILLE COUNCIL DST 5

VOTE FOR 1

ED ESKRIDGE.	26	50.98
AARON (A. D.) STONECIPHER	25	49.02

PRECINCT REPORT

CLARK COUNTY, IN
PRIMARY ELECTION
MAY 7, 2019
DEMOCRATIC

Official Results

RUN DATE:05/17/19 12:43 PM

0046 JEFFERSONVILLE 42

VOTES PERCENT

CLARKSVILLE CLERK-TREASURER

VOTE FOR 1

BOB LEUTHART 54 100.00

CLARKSVILLE JUDGE

VOTE FOR 1

JAMES (JIMMIE) GUILFOYLE 55 100.00

CLARKSVILLE COUNCIL AT-LRG

VOTE FOR 2

KAREN HENDERSON 43 37.39

JAIME HUNT 12 10.43

WILL H. KRAMER. 9 7.83

DAVID (YOGI) PARIS 24 20.87

ADAM RAYBORN 13 11.30

DENNY WISEMAN 14 12.17

CLARKSVILLE COUNCIL DST 4

VOTE FOR 1

MICHAEL (MIKE) MUSTAIN 11 100.00

WE, THE UNDERSIGNED, DO HEREBY CERTIFY
THAT THE ABOVE RESULTS ARE A TRUE AND
ACCURATE ACCOUNT OF ALL BALLOTS COUNTED
AND THAT ALL COUNTERS WERE ZERO (0)
WHEN THE POLLS OPENED AND THAT THE
ELECTION WAS HELD IN ACCORDANCE WITH
THE LAWS OF THE STATE.

ELECTION JUDGE

ELECTION JUDGE

ELECTION JUDGE

ELECTION JUDGE

ELECTION JUDGE

PRECINCT REPORT

CLARK COUNTY, IN
PRIMARY ELECTION
MAY 7, 2019
STATISTICS

Official Results

RUN DATE:05/17/19 12:43 PM

0047 SILVER CREEK/CVILLE 43

VOTES PERCENT

REGISTERED VOTERS - TOTAL	2332	
REGISTERED VOTERS - REPUBLICAN	0	
REGISTERED VOTERS - DEMOCRATIC	0	
BALLOTS CAST - TOTAL	214	
BALLOTS CAST - REPUBLICAN	156	72.90
BALLOTS CAST - DEMOCRATIC	58	27.10
VOTER TURNOUT - TOTAL		9.18

PRECINCT REPORT

CLARK COUNTY, IN
PRIMARY ELECTION
MAY 7, 2019
REPUBLICAN

Official Results

RUN DATE:05/17/19 12:43 PM

0047 SILVER CREEK/CVILLE 43

VOTES PERCENT

CLARKSVILLE CLERK-TREASURER

VOTE FOR 1

LAUREN PARRY	123	100.00
------------------------	-----	--------

CLARKSVILLE COUNCIL AT-LRG

VOTE FOR 2

JAMIE HUDGINS	42	17.95
CONNIE ISON.	86	36.75
JENNIFER VOIGNIER.	106	45.30

CLARKSVILLE COUNCIL DST 5

VOTE FOR 1

ED ESKRIDGE.	16	10.60
AARON (A. D.) STONECIPHER	135	89.40

PRECINCT REPORT

CLARK COUNTY, IN
PRIMARY ELECTION
MAY 7, 2019
DEMOCRATIC

Official Results

RUN DATE:05/17/19 12:43 PM

0047 SILVER CREEK/CVILLE 43

VOTES PERCENT

CLARKSVILLE CLERK-TREASURER

VOTE FOR 1

BOB LEUTHART	54	100.00
------------------------	----	--------

CLARKSVILLE JUDGE

VOTE FOR 1

JAMES (JIMMIE) GUILFOYLE	53	100.00
------------------------------------	----	--------

CLARKSVILLE COUNCIL AT-LRG

VOTE FOR 2

KAREN HENDERSON	37	34.91
JAIME HUNT	16	15.09
WILL H. KRAMER.	5	4.72
DAVID (YOGI) PARIS	20	18.87
ADAM RAYBORN	10	9.43
DENNY WISEMAN	18	16.98

WE, THE UNDERSIGNED, DO HEREBY CERTIFY
THAT THE ABOVE RESULTS ARE A TRUE AND
ACCURATE ACCOUNT OF ALL BALLOTS COUNTED
AND THAT ALL COUNTERS WERE ZERO (0)
WHEN THE POLLS OPENED AND THAT THE
ELECTION WAS HELD IN ACCORDANCE WITH
THE LAWS OF THE STATE.

ELECTION JUDGE

ELECTION JUDGE

ELECTION JUDGE

ELECTION JUDGE

ELECTION JUDGE

PRECINCT REPORT

CLARK COUNTY, IN
PRIMARY ELECTION
MAY 7, 2019
STATISTICS

Official Results

RUN DATE:05/17/19 12:43 PM

0048 SILVER CREEK 1

VOTES PERCENT

REGISTERED VOTERS - TOTAL	828	
REGISTERED VOTERS - REPUBLICAN	0	
REGISTERED VOTERS - DEMOCRATIC	0	
BALLOTS CAST - TOTAL	104	
BALLOTS CAST - REPUBLICAN	77	74.04
BALLOTS CAST - DEMOCRATIC	27	25.96
VOTER TURNOUT - TOTAL		12.56

PRECINCT REPORT

CLARK COUNTY, IN
PRIMARY ELECTION
MAY 7, 2019
REPUBLICAN

Official Results

RUN DATE:05/17/19 12:43 PM

0048 SILVER CREEK 1

VOTES PERCENT

SELLERSBURG CLERK-TREASURER

VOTE FOR 1

MICHELLE D. MILLER	68	100.00
------------------------------	----	--------

SELLERSBURG COUNCIL AT-LRG

VOTE FOR 1

MATTHEW CZARNECKI.	60	81.08
TODD HOOKER.	14	18.92

SELLERSBURG COUNCIL DST 2

VOTE FOR 1

RANDY MOBLEY	71	100.00
------------------------	----	--------

PRECINCT REPORT

CLARK COUNTY, IN
PRIMARY ELECTION
MAY 7, 2019
DEMOCRATIC

Official Results

RUN DATE:05/17/19 12:43 PM

0048 SILVER CREEK 1

VOTES PERCENT

SELLERSBURG COUNCIL DST 2

VOTE FOR 1

JAMES LAMASTER. 27 100.00

WE, THE UNDERSIGNED, DO HEREBY CERTIFY
THAT THE ABOVE RESULTS ARE A TRUE AND
ACCURATE ACCOUNT OF ALL BALLOTS COUNTED
AND THAT ALL COUNTERS WERE ZERO (0)
WHEN THE POLLS OPENED AND THAT THE
ELECTION WAS HELD IN ACCORDANCE WITH
THE LAWS OF THE STATE.

ELECTION JUDGE

ELECTION JUDGE

ELECTION JUDGE

ELECTION JUDGE

ELECTION JUDGE

PRECINCT REPORT

CLARK COUNTY, IN
PRIMARY ELECTION
MAY 7, 2019
STATISTICS

Official Results

RUN DATE:05/17/19 12:43 PM

0049 SILVER CREEK 2

VOTES PERCENT

REGISTERED VOTERS - TOTAL	820	
REGISTERED VOTERS - REPUBLICAN	0	
REGISTERED VOTERS - DEMOCRATIC	0	
BALLOTS CAST - TOTAL	51	
BALLOTS CAST - REPUBLICAN	22	43.14
BALLOTS CAST - DEMOCRATIC	29	56.86
VOTER TURNOUT - TOTAL		6.22

PRECINCT REPORT

CLARK COUNTY, IN
PRIMARY ELECTION
MAY 7, 2019
REPUBLICAN

Official Results

RUN DATE:05/17/19 12:43 PM

0049 SILVER CREEK 2

VOTES PERCENT

SELLERSBURG CLERK-TREASURER

VOTE FOR 1

MICHELLE D. MILLER 16 100.00

SELLERSBURG COUNCIL AT-LRG

VOTE FOR 1

MATTHEW CZARNECKI. 12 54.55

TODD HOOKER. 10 45.45

SELLERSBURG COUNCIL DST 2

VOTE FOR 1

RANDY MOBLEY 12 100.00

SELLERSBURG COUNCIL DST 4

VOTE FOR 1

CHRIS CARLYLE 0

BILL CONLIN. 0

PRECINCT REPORT

CLARK COUNTY, IN
PRIMARY ELECTION
MAY 7, 2019
DEMOCRATIC

Offical Results

RUN DATE:05/17/19 12:43 PM

0049 SILVER CREEK 2

VOTES PERCENT

SELLERSBURG COUNCIL DST 2

VOTE FOR 1

JAMES LAMASTER. 18 100.00

SELLERSBURG COUNCIL DST 3

VOTE FOR 1

BRAD J. AMOS 6 100.00

SELLERSBURG COUNCIL DST 4

VOTE FOR 1

TERRY LANGFORD. 5 100.00

WE, THE UNDERSIGNED, DO HEREBY CERTIFY
THAT THE ABOVE RESULTS ARE A TRUE AND
ACCURATE ACCOUNT OF ALL BALLOTS COUNTED
AND THAT ALL COUNTERS WERE ZERO (0)
WHEN THE POLLS OPENED AND THAT THE
ELECTION WAS HELD IN ACCORDANCE WITH
THE LAWS OF THE STATE.

ELECTION JUDGE

ELECTION JUDGE

ELECTION JUDGE

ELECTION JUDGE

ELECTION JUDGE

PRECINCT REPORT

CLARK COUNTY, IN
PRIMARY ELECTION
MAY 7, 2019
STATISTICS

Official Results

RUN DATE:05/17/19 12:43 PM

0050 SILVER CREEK 3

VOTES PERCENT

REGISTERED VOTERS - TOTAL	835	
REGISTERED VOTERS - REPUBLICAN	0	
REGISTERED VOTERS - DEMOCRATIC	0	
BALLOTS CAST - TOTAL	59	
BALLOTS CAST - REPUBLICAN	42	71.19
BALLOTS CAST - DEMOCRATIC	17	28.81
VOTER TURNOUT - TOTAL		7.07

PRECINCT REPORT

CLARK COUNTY, IN
PRIMARY ELECTION
MAY 7, 2019
REPUBLICAN

Official Results

RUN DATE:05/17/19 12:43 PM

0050 SILVER CREEK 3

VOTES PERCENT

SELLERSBURG CLERK-TREASURER

VOTE FOR 1

MICHELLE D. MILLER	37	100.00
------------------------------	----	--------

SELLERSBURG COUNCIL AT-LRG

VOTE FOR 1

MATTHEW CZARNECKI.	33	78.57
TODD HOOKER.	9	21.43

SELLERSBURG COUNCIL DST 4

VOTE FOR 1

CHRIS CARLYLE	2	66.67
BILL CONLIN.	1	33.33

PRECINCT REPORT

CLARK COUNTY, IN
PRIMARY ELECTION
MAY 7, 2019
DEMOCRATIC

Official Results

RUN DATE:05/17/19 12:43 PM

0050 SILVER CREEK 3

VOTES PERCENT

SELLERSBURG COUNCIL DST 3

VOTE FOR 1

BRAD J. AMOS 16 100.00

SELLERSBURG COUNCIL DST 4

VOTE FOR 1

TERRY LANGFORD. 1 100.00

WE, THE UNDERSIGNED, DO HEREBY CERTIFY
THAT THE ABOVE RESULTS ARE A TRUE AND
ACCURATE ACCOUNT OF ALL BALLOTS COUNTED
AND THAT ALL COUNTERS WERE ZERO (0)
WHEN THE POLLS OPENED AND THAT THE
ELECTION WAS HELD IN ACCORDANCE WITH
THE LAWS OF THE STATE.

ELECTION JUDGE

ELECTION JUDGE

ELECTION JUDGE

ELECTION JUDGE

ELECTION JUDGE

PRECINCT REPORT

CLARK COUNTY, IN
PRIMARY ELECTION
MAY 7, 2019
STATISTICS

Official Results

RUN DATE:05/17/19 12:43 PM

0051 SILVER CREEK 4

VOTES PERCENT

REGISTERED VOTERS - TOTAL	1340	
REGISTERED VOTERS - REPUBLICAN	0	
REGISTERED VOTERS - DEMOCRATIC	0	
BALLOTS CAST - TOTAL	68	
BALLOTS CAST - REPUBLICAN	49	72.06
BALLOTS CAST - DEMOCRATIC	19	27.94
VOTER TURNOUT - TOTAL		5.07

PRECINCT REPORT

CLARK COUNTY, IN
PRIMARY ELECTION
MAY 7, 2019
REPUBLICAN

Offical Results

RUN DATE:05/17/19 12:43 PM

0051 SILVER CREEK 4

VOTES PERCENT

SELLERSBURG CLERK-TREASURER

VOTE FOR 1

MICHELLE D. MILLER 42 100.00

SELLERSBURG COUNCIL AT-LRG

VOTE FOR 1

MATTHEW CZARNECKI. 32 68.09

TODD HOOKER. 15 31.91

SELLERSBURG COUNCIL DST 1

VOTE FOR 1

SCOTT MCVOY. 4 44.44

MARTINA WEBSTER 5 55.56

SELLERSBURG COUNCIL DST 2

VOTE FOR 1

RANDY MOBLEY 10 100.00

PRECINCT REPORT

CLARK COUNTY, IN
PRIMARY ELECTION
MAY 7, 2019
DEMOCRATIC

Official Results

RUN DATE:05/17/19 12:43 PM

0051 SILVER CREEK 4

VOTES PERCENT

SELLERSBURG COUNCIL DST 2

VOTE FOR 1

JAMES LAMASTER. 3 100.00

SELLERSBURG COUNCIL DST 3

VOTE FOR 1

BRAD J. AMOS 16 100.00

WE, THE UNDERSIGNED, DO HEREBY CERTIFY
THAT THE ABOVE RESULTS ARE A TRUE AND
ACCURATE ACCOUNT OF ALL BALLOTS COUNTED
AND THAT ALL COUNTERS WERE ZERO (0)
WHEN THE POLLS OPENED AND THAT THE
ELECTION WAS HELD IN ACCORDANCE WITH
THE LAWS OF THE STATE.

ELECTION JUDGE

ELECTION JUDGE

ELECTION JUDGE

ELECTION JUDGE

ELECTION JUDGE

PRECINCT REPORT

CLARK COUNTY, IN
PRIMARY ELECTION
MAY 7, 2019
STATISTICS

Official Results

RUN DATE:05/17/19 12:43 PM

0052 SILVER CREEK 5

VOTES PERCENT

REGISTERED VOTERS - TOTAL	933	
REGISTERED VOTERS - REPUBLICAN	0	
REGISTERED VOTERS - DEMOCRATIC	0	
BALLOTS CAST - TOTAL	29	
BALLOTS CAST - REPUBLICAN	9	31.03
BALLOTS CAST - DEMOCRATIC	20	68.97
VOTER TURNOUT - TOTAL		3.11

PRECINCT REPORT

CLARK COUNTY, IN
PRIMARY ELECTION
MAY 7, 2019
REPUBLICAN

Offical Results

RUN DATE:05/17/19 12:43 PM

0052 SILVER CREEK 5

VOTES PERCENT

SELLERSBURG CLERK-TREASURER

VOTE FOR 1

MICHELLE D. MILLER 8 100.00

SELLERSBURG COUNCIL AT-LRG

VOTE FOR 1

MATTHEW CZARNECKI. 5 62.50

TODD HOOKER. 3 37.50

SELLERSBURG COUNCIL DST 4

VOTE FOR 1

CHRIS CARLYLE 4 50.00

BILL CONLIN. 4 50.00

PRECINCT REPORT

CLARK COUNTY, IN
PRIMARY ELECTION
MAY 7, 2019
DEMOCRATIC

Official Results

RUN DATE:05/17/19 12:43 PM

0052 SILVER CREEK 5

VOTES PERCENT

SELLERSBURG COUNCIL DST 4

VOTE FOR 1

TERRY LANGFORD.	20	100.00
-------------------------	----	--------

WE, THE UNDERSIGNED, DO HEREBY CERTIFY
THAT THE ABOVE RESULTS ARE A TRUE AND
ACCURATE ACCOUNT OF ALL BALLOTS COUNTED
AND THAT ALL COUNTERS WERE ZERO (0)
WHEN THE POLLS OPENED AND THAT THE
ELECTION WAS HELD IN ACCORDANCE WITH
THE LAWS OF THE STATE.

ELECTION JUDGE

ELECTION JUDGE

ELECTION JUDGE

ELECTION JUDGE

ELECTION JUDGE

PRECINCT REPORT

CLARK COUNTY, IN
PRIMARY ELECTION
MAY 7, 2019
STATISTICS

Official Results

RUN DATE:05/17/19 12:43 PM

0053 SILVER CREEK 6

VOTES PERCENT

REGISTERED VOTERS - TOTAL	2339	
REGISTERED VOTERS - REPUBLICAN	0	
REGISTERED VOTERS - DEMOCRATIC	0	
BALLOTS CAST - TOTAL	90	
BALLOTS CAST - REPUBLICAN	90	100.00
BALLOTS CAST - DEMOCRATIC	0	
VOTER TURNOUT - TOTAL		3.85

PRECINCT REPORT

CLARK COUNTY, IN
PRIMARY ELECTION
MAY 7, 2019
REPUBLICAN

Official Results

RUN DATE:05/17/19 12:43 PM

0053 SILVER CREEK 6

VOTES PERCENT

SELLERSBURG CLERK-TREASURER

VOTE FOR 1

MICHELLE D. MILLER	69	100.00
------------------------------	----	--------

SELLERSBURG COUNCIL AT-LRG

VOTE FOR 1

MATTHEW CZARNECKI.	49	55.68
TODD HOOKER.	39	44.32

SELLERSBURG COUNCIL DST 1

VOTE FOR 1

SCOTT MCVOY.	37	55.22
MARTINA WEBSTER	30	44.78

SELLERSBURG COUNCIL DST 4

VOTE FOR 1

CHRIS CARLYLE	12	66.67
BILL CONLIN.	6	33.33

PRECINCT REPORT

CLARK COUNTY, IN
PRIMARY ELECTION
MAY 7, 2019
DEMOCRATIC

Official Results

RUN DATE:05/17/19 12:43 PM

0053 SILVER CREEK 6

VOTES PERCENT

SELLERSBURG COUNCIL DST 3

VOTE FOR 1

BRAD J. AMOS 0

SELLERSBURG COUNCIL DST 4

VOTE FOR 1

TERRY LANGFORD. 0

WE, THE UNDERSIGNED, DO HEREBY CERTIFY
THAT THE ABOVE RESULTS ARE A TRUE AND
ACCURATE ACCOUNT OF ALL BALLOTS COUNTED
AND THAT ALL COUNTERS WERE ZERO (0)
WHEN THE POLLS OPENED AND THAT THE
ELECTION WAS HELD IN ACCORDANCE WITH
THE LAWS OF THE STATE.

ELECTION JUDGE

ELECTION JUDGE

ELECTION JUDGE

ELECTION JUDGE

ELECTION JUDGE

PRECINCT REPORT

CLARK COUNTY, IN
PRIMARY ELECTION
MAY 7, 2019
STATISTICS

Official Results

RUN DATE:05/17/19 12:43 PM

0054 SILVER CREEK 7

VOTES PERCENT

REGISTERED VOTERS - TOTAL	491
REGISTERED VOTERS - REPUBLICAN	0
REGISTERED VOTERS - DEMOCRATIC	0
BALLOTS CAST - TOTAL	0
BALLOTS CAST - REPUBLICAN	0
BALLOTS CAST - DEMOCRATIC	0

PRECINCT REPORT

CLARK COUNTY, IN
PRIMARY ELECTION
MAY 7, 2019
REPUBLICAN

Official Results

RUN DATE:05/17/19 12:43 PM

0054 SILVER CREEK 7

VOTES PERCENT

SELLERSBURG CLERK-TREASURER

VOTE FOR 1

MICHELLE D. MILLER 0

SELLERSBURG COUNCIL AT-LRG

VOTE FOR 1

MATTHEW CZARNECKI. 0

TODD HOOKER. 0

SELLERSBURG COUNCIL DST 2

VOTE FOR 1

RANDY MOBLEY 0

PRECINCT REPORT

CLARK COUNTY, IN
PRIMARY ELECTION
MAY 7, 2019
DEMOCRATIC

Official Results

RUN DATE:05/17/19 12:43 PM

0054 SILVER CREEK 7

VOTES PERCENT

SELLERSBURG COUNCIL DST 2

VOTE FOR 1

JAMES LAMASTER. 0

WE, THE UNDERSIGNED, DO HEREBY CERTIFY
THAT THE ABOVE RESULTS ARE A TRUE AND
ACCURATE ACCOUNT OF ALL BALLOTS COUNTED
AND THAT ALL COUNTERS WERE ZERO (0)
WHEN THE POLLS OPENED AND THAT THE
ELECTION WAS HELD IN ACCORDANCE WITH
THE LAWS OF THE STATE.

ELECTION JUDGE

ELECTION JUDGE

ELECTION JUDGE

ELECTION JUDGE

ELECTION JUDGE

PRECINCT REPORT

CLARK COUNTY, IN
PRIMARY ELECTION
MAY 7, 2019
STATISTICS

Official Results

RUN DATE:05/17/19 12:43 PM

0055 UTICA/JEFF CITY 19

VOTES PERCENT

REGISTERED VOTERS - TOTAL	44	
REGISTERED VOTERS - REPUBLICAN	0	
REGISTERED VOTERS - DEMOCRATIC	0	
BALLOTS CAST - TOTAL	3	
BALLOTS CAST - REPUBLICAN	3	100.00
BALLOTS CAST - DEMOCRATIC	0	
VOTER TURNOUT - TOTAL		6.82

PRECINCT REPORT

CLARK COUNTY, IN
PRIMARY ELECTION
MAY 7, 2019
REPUBLICAN

Official Results

RUN DATE:05/17/19 12:43 PM

0055 UTICA/JEFF CITY 19

VOTES PERCENT

JEFFERSONVILLE MAYOR

VOTE FOR 1

MIKE MOORE 3 100.00

JEFFERSONVILLE CLERK

VOTE FOR 1

LISA GILL 3 100.00

JEFFERSONVILLE COUNCIL AT-LRG

VOTE FOR 3

SCOTT A. HAWKINS 2 66.67

MATT OWEN 1 33.33

JEREMY L. SNELLING 0

JEFFERSONVILLE COUNCIL DST 3

VOTE FOR 1

JOE PARIS 2 100.00

PRECINCT REPORT

CLARK COUNTY, IN
PRIMARY ELECTION
MAY 7, 2019
DEMOCRATIC

Official Results

RUN DATE:05/17/19 12:43 PM

0055 UTICA/JEFF CITY 19

VOTES PERCENT

JEFFERSONVILLE MAYOR

VOTE FOR 1

THOMAS R. GALLIGAN 0

JEFFERSONVILLE CLERK

VOTE FOR 1

JEFF FREY 0

JEFFERSONVILLE COUNCIL AT-LRG

VOTE FOR 3

RON ELLIS 0

MIGUEL HAMPTON. 0

JASON SCHLATTER 0

JEFFERSONVILLE COUNCIL DST 3

VOTE FOR 1

AUDREY BAINES 0

BRIDGETTE FLEMING DOZAL. 0

WE, THE UNDERSIGNED, DO HEREBY CERTIFY
THAT THE ABOVE RESULTS ARE A TRUE AND
ACCURATE ACCOUNT OF ALL BALLOTS COUNTED
AND THAT ALL COUNTERS WERE ZERO (0)
WHEN THE POLLS OPENED AND THAT THE
ELECTION WAS HELD IN ACCORDANCE WITH
THE LAWS OF THE STATE.

ELECTION JUDGE

ELECTION JUDGE

ELECTION JUDGE

ELECTION JUDGE

ELECTION JUDGE

PRECINCT REPORT

CLARK COUNTY, IN
PRIMARY ELECTION
MAY 7, 2019
STATISTICS

Official Results

RUN DATE:05/17/19 12:43 PM

0056 UTICA 1

VOTES PERCENT

REGISTERED VOTERS - TOTAL	557	
REGISTERED VOTERS - REPUBLICAN	0	
REGISTERED VOTERS - DEMOCRATIC	0	
BALLOTS CAST - TOTAL	143	
BALLOTS CAST - REPUBLICAN	30	20.98
BALLOTS CAST - DEMOCRATIC	113	79.02
VOTER TURNOUT - TOTAL		25.67

PRECINCT REPORT

CLARK COUNTY, IN
PRIMARY ELECTION
MAY 7, 2019
REPUBLICAN

Official Results

RUN DATE:05/17/19 12:43 PM

0056 UTICA 1

VOTES PERCENT

UTICA COUNCIL

VOTE FOR 5

FRANKIE LEE GARRETT JR..	29	46.03
KENT HALL	16	25.40
MATT MORROW.	18	28.57

PRECINCT REPORT

CLARK COUNTY, IN
PRIMARY ELECTION
MAY 7, 2019
DEMOCRATIC

Official Results

RUN DATE:05/17/19 12:43 PM

0056 UTICA 1

VOTES PERCENT

UTICA CLERK-TREASURER

VOTE FOR 1

PATTY DEARK LOVE	91	100.00
----------------------------	----	--------

UTICA COUNCIL

VOTE FOR 5

TOM (CHRIS) BACH	38	9.22
JIMMY CARTER	39	9.47
TIM COOPER	28	6.80
ROBBIE DEARK	58	14.08
HENRY (HANK) DORMAN	73	17.72
SHELLY GAITHER	56	13.59
J. STEVE LONG	44	10.68
MARTHA (BRUNER) WHETSELL	76	18.45

WE, THE UNDERSIGNED, DO HEREBY CERTIFY
THAT THE ABOVE RESULTS ARE A TRUE AND
ACCURATE ACCOUNT OF ALL BALLOTS COUNTED
AND THAT ALL COUNTERS WERE ZERO (0)
WHEN THE POLLS OPENED AND THAT THE
ELECTION WAS HELD IN ACCORDANCE WITH
THE LAWS OF THE STATE.

ELECTION JUDGE

ELECTION JUDGE

ELECTION JUDGE

ELECTION JUDGE

ELECTION JUDGE

PRECINCT REPORT

CLARK COUNTY, IN
PRIMARY ELECTION
MAY 7, 2019
STATISTICS

Official Results

RUN DATE:05/17/19 12:43 PM

0057 UTICA 2

VOTES PERCENT

REGISTERED VOTERS - TOTAL	1618	
REGISTERED VOTERS - REPUBLICAN	0	
REGISTERED VOTERS - DEMOCRATIC	0	
BALLOTS CAST - TOTAL	145	
BALLOTS CAST - REPUBLICAN	84	57.93
BALLOTS CAST - DEMOCRATIC	61	42.07
VOTER TURNOUT - TOTAL		8.96

PRECINCT REPORT

CLARK COUNTY, IN
PRIMARY ELECTION
MAY 7, 2019
REPUBLICAN

Official Results

RUN DATE:05/17/19 12:43 PM

0057 UTICA 2

VOTES PERCENT

JEFFERSONVILLE MAYOR

VOTE FOR 1

MIKE MOORE 77 100.00

JEFFERSONVILLE CLERK

VOTE FOR 1

LISA GILL 75 100.00

JEFFERSONVILLE COUNCIL AT-LRG

VOTE FOR 3

SCOTT A. HAWKINS 70 36.84

MATT OWEN 66 34.74

JEREMY L. SNELLING 54 28.42

JEFFERSONVILLE COUNCIL DST 3

VOTE FOR 1

JOE PARIS 44 100.00

JEFFERSONVILLE COUNCIL DST 6

VOTE FOR 1

STEVE WEBB 37 100.00

PRECINCT REPORT

CLARK COUNTY, IN
PRIMARY ELECTION
MAY 7, 2019
DEMOCRATIC

Official Results

RUN DATE:05/17/19 12:43 PM

0057 UTICA 2

VOTES PERCENT

JEFFERSONVILLE MAYOR

VOTE FOR 1

THOMAS R. GALLIGAN 49 100.00

JEFFERSONVILLE CLERK

VOTE FOR 1

JEFF FREY 59 100.00

JEFFERSONVILLE COUNCIL AT-LRG

VOTE FOR 3

RON ELLIS 43 33.59

MIGUEL HAMPTON. 40 31.25

JASON SCHLATTER 45 35.16

JEFFERSONVILLE COUNCIL DST 3

VOTE FOR 1

AUDREY BAINES 24 64.86

BRIDGETTE FLEMING DOZAL. 13 35.14

WE, THE UNDERSIGNED, DO HEREBY CERTIFY
THAT THE ABOVE RESULTS ARE A TRUE AND
ACCURATE ACCOUNT OF ALL BALLOTS COUNTED
AND THAT ALL COUNTERS WERE ZERO (0)
WHEN THE POLLS OPENED AND THAT THE
ELECTION WAS HELD IN ACCORDANCE WITH
THE LAWS OF THE STATE.

ELECTION JUDGE

ELECTION JUDGE

ELECTION JUDGE

ELECTION JUDGE

ELECTION JUDGE

PRECINCT REPORT

CLARK COUNTY, IN
PRIMARY ELECTION
MAY 7, 2019
STATISTICS

Official Results

RUN DATE:05/17/19 12:43 PM

0058 UTICA 3

VOTES PERCENT

REGISTERED VOTERS - TOTAL	2158	
REGISTERED VOTERS - REPUBLICAN	0	
REGISTERED VOTERS - DEMOCRATIC	0	
BALLOTS CAST - TOTAL	165	
BALLOTS CAST - REPUBLICAN	82	49.70
BALLOTS CAST - DEMOCRATIC	83	50.30
VOTER TURNOUT - TOTAL		7.65

PRECINCT REPORT

CLARK COUNTY, IN
PRIMARY ELECTION
MAY 7, 2019
REPUBLICAN

Official Results

RUN DATE:05/17/19 12:43 PM

0058 UTICA 3

VOTES PERCENT

JEFFERSONVILLE MAYOR

VOTE FOR 1

MIKE MOORE 77 100.00

JEFFERSONVILLE CLERK

VOTE FOR 1

LISA GILL 69 100.00

JEFFERSONVILLE COUNCIL AT-LRG

VOTE FOR 3

SCOTT A. HAWKINS 75 41.44

MATT OWEN 58 32.04

JEREMY L. SNELLING 48 26.52

JEFFERSONVILLE COUNCIL DST 6

VOTE FOR 1

STEVE WEBB 69 100.00

PRECINCT REPORT

CLARK COUNTY, IN
PRIMARY ELECTION
MAY 7, 2019
DEMOCRATIC

Official Results

RUN DATE:05/17/19 12:43 PM

0058 UTICA 3

VOTES PERCENT

JEFFERSONVILLE MAYOR

VOTE FOR 1

THOMAS R. GALLIGAN	68	100.00
------------------------------	----	--------

JEFFERSONVILLE CLERK

VOTE FOR 1

JEFF FREY	75	100.00
---------------------	----	--------

JEFFERSONVILLE COUNCIL AT-LRG

VOTE FOR 3

RON ELLIS	70	36.08
MIGUEL HAMPTON.	61	31.44
JASON SCHLATTER	63	32.47

WE, THE UNDERSIGNED, DO HEREBY CERTIFY
 THAT THE ABOVE RESULTS ARE A TRUE AND
 ACCURATE ACCOUNT OF ALL BALLOTS COUNTED
 AND THAT ALL COUNTERS WERE ZERO (0)
 WHEN THE POLLS OPENED AND THAT THE
 ELECTION WAS HELD IN ACCORDANCE WITH
 THE LAWS OF THE STATE.

ELECTION JUDGE

ELECTION JUDGE

ELECTION JUDGE

ELECTION JUDGE

ELECTION JUDGE

PRECINCT REPORT

CLARK COUNTY, IN
PRIMARY ELECTION
MAY 7, 2019
STATISTICS

Official Results

RUN DATE:05/17/19 12:43 PM

0059 UTICA 4

VOTES PERCENT

REGISTERED VOTERS - TOTAL	1801	
REGISTERED VOTERS - REPUBLICAN	0	
REGISTERED VOTERS - DEMOCRATIC	0	
BALLOTS CAST - TOTAL	242	
BALLOTS CAST - REPUBLICAN	110	45.45
BALLOTS CAST - DEMOCRATIC	132	54.55
VOTER TURNOUT - TOTAL		13.44

PRECINCT REPORT

CLARK COUNTY, IN
PRIMARY ELECTION
MAY 7, 2019
REPUBLICAN

Official Results

RUN DATE:05/17/19 12:43 PM

0059 UTICA 4

VOTES PERCENT

JEFFERSONVILLE MAYOR

VOTE FOR 1

MIKE MOORE 79 100.00

JEFFERSONVILLE CLERK

VOTE FOR 1

LISA GILL 73 100.00

JEFFERSONVILLE COUNCIL AT-LRG

VOTE FOR 3

SCOTT A. HAWKINS 72 40.68

MATT OWEN 59 33.33

JEREMY L. SNELLING 46 25.99

JEFFERSONVILLE COUNCIL DST 6

VOTE FOR 1

STEVE WEBB 77 100.00

UTICA COUNCIL

VOTE FOR 5

FRANKIE LEE GARRETT JR. 18 40.00

KENT HALL 13 28.89

MATT MORROW. 14 31.11

PRECINCT REPORT

CLARK COUNTY, IN
PRIMARY ELECTION
MAY 7, 2019
DEMOCRATIC

Official Results

RUN DATE:05/17/19 12:43 PM

0059 UTICA 4

VOTES PERCENT

JEFFERSONVILLE MAYOR

VOTE FOR 1

THOMAS R. GALLIGAN 43 100.00

JEFFERSONVILLE CLERK

VOTE FOR 1

JEFF FREY 41 100.00

JEFFERSONVILLE COUNCIL AT-LRG

VOTE FOR 3

RON ELLIS 33 32.35

MIGUEL HAMPTON. 35 34.31

JASON SCHLATTER 34 33.33

UTICA CLERK-TREASURER

VOTE FOR 1

PATTY DEARK LOVE 56 100.00

UTICA COUNCIL

VOTE FOR 5

TOM (CHRIS) BACH 13 4.26

JIMMY CARTER 31 10.16

TIM COOPER 20 6.56

ROBBIE DEARK 35 11.48

HENRY (HANK) DORMAN 60 19.67

SHELLY GAITHER. 43 14.10

J. STEVE LONG 53 17.38

MARTHA (BRUNER) WHETSELL 50 16.39

WE, THE UNDERSIGNED, DO HEREBY CERTIFY
THAT THE ABOVE RESULTS ARE A TRUE AND
ACCURATE ACCOUNT OF ALL BALLOTS COUNTED
AND THAT ALL COUNTERS WERE ZERO (0)
WHEN THE POLLS OPENED AND THAT THE
ELECTION WAS HELD IN ACCORDANCE WITH
THE LAWS OF THE STATE.

ELECTION JUDGE

ELECTION JUDGE

ELECTION JUDGE

ELECTION JUDGE

ELECTION JUDGE