

PREC REPORT-GROUP DETAIL

CLARK COUNTY, INDIANA
PRIMARY ELECTION
MAY 08, 2012
STATISTICS

Unofficial Results

RUN DATE:05/08/12 08:45 PM

REPORT-EL30A PAGE 0001-01

0001 BETHLEHEM 1

	TOTAL VOTES	%	EAGLES	IVO'S
REGISTERED VOTERS - TOTAL	267			
BALLOTS CAST - TOTAL	70		60	10
BALLOTS CAST - REPUBLICAN	39	55.71	32	7
BALLOTS CAST - DEMOCRATIC	31	44.29	28	3
VOTER TURNOUT - TOTAL		26.22		

0001 BETHLEHEM 1

TOTAL VOTES % EAGLES IVO'S

PRESIDENT

Vote For 1

101 NEWT GINGRICH.	1	2.78	1	0
102 RON PAUL	8	22.22	5	3
103 MITT ROMNEY	20	55.56	18	2
104 RICK SANTORUM.	7	19.44	5	2

US SENATOR

Vote For 1

106 RICHARD G. LUGAR.	11	28.21	10	1
107 RICHARD E. MOURDOCK.	28	71.79	22	6

GOVERNOR

Vote For 1

109 MIKE PENCE.	26	100.00	21	5
-----------------	----	--------	----	---

US REP IN CONG DIST 9

Vote For 1

111 TODD YOUNG.	29	100.00	24	5
-----------------	----	--------	----	---

STATE REP DISTRICT 66

Vote For 1

NO CANDIDATE POSITION	0		0	0
-----------------------	---	--	---	---

JUDGE CIRCUIT 4

Vote For 1

NO CANDIDATE POSITION	0		0	0
-----------------------	---	--	---	---

CORONER

Vote For 1

125 TERRY CONWAY	22	64.71	20	2
126 MARK A. GOODLETT.	12	35.29	10	2

COMM DIST 1

Vote For 1

128 RICK STEPHENSON	23	100.00	19	4
---------------------	----	--------	----	---

COMM DIST 2

Vote For 1

130 JACK A. COFFMAN SR.	23	100.00	19	4
-------------------------	----	--------	----	---

0001 BETHLEHEM 1

TOTAL VOTES % EAGLES IVO'S

COUNCIL AT-LARGE

Vote For 3

132 RONALD BROGAN	9	14.29	9	0
133 ADAM HUTCHINSON	11	17.46	10	1
134 KELLY L. KHURI	13	20.63	12	1
135 CHUCK LATHAM	11	17.46	9	2
136 RYAN LYNCH.	7	11.11	7	0
137 MAC MCINTOSH	12	19.05	10	2

STATE DEL AT-LARGE

Vote For 18

168 ORRIS BENDER	4	2.12	4	0
169 MARVIN E. BOSTOCK JR.	10	5.29	9	1
170 RUSSELL BROOKSBANK	4	2.12	3	1
171 CAROLE CARTER.	9	4.76	6	3
172 E. WAYNE CARTER	7	3.70	5	2
173 KELLEY CURRAN.	8	4.23	7	1
174 LOIS ANN ENGBRETSON	10	5.29	8	2
175 LEAH FARRIS	7	3.70	6	1
176 JAMIE HUDGINS.	7	3.70	6	1
177 GARY R. KOPP	9	4.76	7	2
178 RYAN LYNCH.	10	5.29	9	1
179 JASPER MAY III	4	2.12	4	0
180 JERRY MCHUGH	7	3.70	6	1
181 LISA NOEL-GILL	10	5.29	10	0
182 DAVID REINHARDT	9	4.76	8	1
183 BARBARA ANN REYNOLDS	11	5.82	9	2
184 LYNN RHODEA	8	4.23	6	2
185 D. ERIC SCHANSBERG	4	2.12	3	1
186 TONY SINGLETON	4	2.12	3	1
187 R. MONTY SNELLING	21	11.11	18	3
188 MICHAEL R. VAUGHN	8	4.23	7	1
189 WIN WALKER, JR.	6	3.17	4	2
190 ABBIE L. ZASTAWNY	8	4.23	8	0
191 EDWARD "ED Z." ZASTAWNY	4	2.12	3	1

STATE DEL DIST 3

Vote For 5

206 SUE C. ATKINS.	9	10.59	8	1
207 WILLIAM W. ATKINS	2	2.35	2	0
208 CHARLES E. BRYANT	4	4.71	4	0
209 JASON B. COCHRAN.	16	18.82	15	1
210 MARK A. GOODLETT.	12	14.12	10	2
211 ADAM HUTCHINSON	2	2.35	2	0
212 JOHN HUTCHINSON	2	2.35	1	1
213 MARY ANNE HUTCHINSON	7	8.24	7	0
214 BRIAN JONES	12	14.12	11	1
215 KELLY L. KHURI	6	7.06	4	2
216 WILLIAM L. NOEL	5	5.88	3	2
217 ANTHONY J. STEWART	8	9.41	7	1

0001 BETHLEHEM 1

	TOTAL VOTES	%	EAGLES	IVO'S
--	-------------	---	--------	-------

PRESIDENT

Vote For 1				
105 BARACK OBAMA	18	100.00	15	3

US SENATOR

Vote For 1				
108 JOE DONNELLY	21	100.00	18	3

GOVERNOR

Vote For 1				
110 JOHN R. GREGG.	24	100.00	21	3

US REP IN CONG DIST 9

Vote For 1				
112 JONATHAN GEORGE	4	16.00	4	0
113 JOHN GRIFFIN MILLER.	1	4.00	1	0
114 JOHN W. TILFORD	0		0	0
115 ROBERT WINNINGHAM	12	48.00	11	1
116 SHELLI YODER	8	32.00	6	2

STATE REP DISTRICT 66

Vote For 1				
117 TERRY GOODIN	30	100.00	27	3

JUDGE CIRCUIT 4

Vote For 1				
124 VICKI L. CARMICHAEL.	22	100.00	19	3

CORONER

Vote For 1				
127 JOHN HALL	25	100.00	22	3

COMM DIST 1

Vote For 1				
129 ED MEYER	20	100.00	17	3

COMM DIST 2

Vote For 1				
131 LES YOUNG	18	100.00	15	3

0001 BETHLEHEM 1

	TOTAL VOTES	%	EAGLES	IVO'S
--	-------------	---	--------	-------

COUNCIL AT-LARGE

Vote For 3

138 DAVID RAY ABBOTT.	17	22.37	16	1
139 CHARLES KING	10	13.16	9	1
140 SUSAN POPP.	10	13.16	8	2
141 BRENDA ROSS	19	25.00	17	2
142 PERRY SMITH	9	11.84	9	0
143 KEVIN L. VISSING.	11	14.47	10	1

WE, THE UNDERSIGNED, DO HEREBY CERTIFY
THAT THE ABOVE RESULTS ARE A TRUE AND
ACCURATE ACCOUNT OF ALL BALLOTS COUNTED
AND THAT ALL COUNTERS WERE ZERO (0)
WHEN THE POLLS OPENED AND THAT THE
ELECTION WAS HELD IN ACCORDANCE WITH
THE LAWS OF THE STATE.

ELECTION JUDGE

ELECTION JUDGE

ELECTION JUDGE

PREC REPORT-GROUP DETAIL

CLARK COUNTY, INDIANA
PRIMARY ELECTION
MAY 08, 2012
STATISTICS

Unofficial Results

RUN DATE:05/08/12 08:45 PM

REPORT-EL30A PAGE 0002-01

0002 CARR 1

	TOTAL VOTES	%	EAGLES	IVO'S
REGISTERED VOTERS - TOTAL	2,710			
BALLOTS CAST - TOTAL	527	525	525	0
BALLOTS CAST - REPUBLICAN	393	391	391	0
BALLOTS CAST - DEMOCRATIC	134	134	134	0
VOTER TURNOUT - TOTAL		19.37		

PREC REPORT-GROUP DETAIL

CLARK COUNTY, INDIANA
 PRIMARY ELECTION
 MAY 08, 2012
 REPUBLICAN

Unofficial Results

RUN DATE:05/08/12 08:45 PM

REPORT-EL30A PAGE 0002-02

0002 CARR 1

TOTAL VOTES % EAGLES IVO'S

PRESIDENT

Vote For 1					
101 NEWT GINGRICH.		17	4.50	17	0
102 RON PAUL	+1	43 42	11.11	42	0
103 MITT ROMNEY	+1	284 283	74.87	283	0
104 RICK SANTORUM.		36	9.52	36	0

US SENATOR

Vote For 1					
106 RICHARD G. LUGAR.		79	20.26	79	0
107 RICHARD E. MOURDOCK.	+2	313 311	79.74	311	0

GOVERNOR

Vote For 1					
109 MIKE PENCE.	+2	330 328	100.00	328	0

US REP IN CONG DIST 9

Vote For 1					
111 TODD YOUNG.	+2	350 348	100.00	348	0

STATE REP DISTRICT 70

Vote For 1					
118 RHONDA J. RHOADS.	+1	319 318	100.00	318	0

JUDGE CIRCUIT 4

Vote For 1					
NO CANDIDATE POSITION		0		0	0

CORONER

Vote For 1					
125 TERRY CONWAY	+1	152 151	55.11	151	0
126 MARK A. GOODLETT.	+1	124 123	44.89	123	0

COMM DIST 1

Vote For 1					
128 RICK STEPHENSON	+2	267 265	100.00	265	0

COMM DIST 2

Vote For 1					
130 JACK A. COFFMAN SR..	+2	281 279	100.00	279	0

0002 CARR 1

TOTAL VOTES % EAGLES IVO'S

COUNCIL AT-LARGE

Vote For 3

132 RONALD BROGAN.	+1	103	102	14.96	102	0
133 ADAM HUTCHINSON			95	13.93	95	0
134 KELLY L. KHURI	+2	148	146	21.41	146	0
135 CHUCK LATHAM			127	18.62	127	0
136 RYAN LYNCH.			108	15.84	108	0
137 MAC MCINTOSH	+1	105	104	15.25	104	0

STATE DEL AT-LARGE

Vote For 18

168 ORRIS BENDER	+1	81	80	3.27	80	0
169 MARVIN E. BOSTOCK JR.			133	5.44	133	0
170 RUSSELL BROOKSBANK	+1	74	73	2.98	73	0
171 CAROLE CARTER.	+1	104	103	4.21	103	0
172 E. WAYNE CARTER			91	3.72	91	0
173 KELLEY CURRAN.	+1	110	109	4.46	109	0
174 LOIS ANN ENGBRETSON	+1	112	111	4.54	111	0
175 LEAH FARRIS			104	4.25	104	0
176 JAMIE HUDGINS.			74	3.03	74	0
177 GARY R. KOPP			132	5.40	132	0
178 RYAN LYNCH.	+1	119	118	4.82	118	0
179 JASPER MAY III	+1	82	81	3.31	81	0
180 JERRY MCHUGH			96	3.92	96	0
181 LISA NOEL-GILL			96	3.92	96	0
182 DAVID REINHARDT			109	4.46	109	0
183 BARBARA ANN REYNOLDS			119	4.87	119	0
184 LYNN RHODEA	+1	108	107	4.37	107	0
185 D. ERIC SCHANSBERG			98	4.01	98	0
186 TONY SINGLETON			106	4.33	106	0
187 R. MONTY SNELLING			155	6.34	155	0
188 MICHAEL R. VAUGHN	+1	91	90	3.68	90	0
189 WIN WALKER, JR.			105	4.29	105	0
190 ABBIE L. ZASTAWNY			78	3.19	78	0
191 EDWARD "ED Z." ZASTAWNY			78	3.19	78	0

STATE DEL DIST 2

Vote For 5

200 ALLEN (JAMES) BOTTORFF.	+1	173	172	20.00	172	0
201 R. THOMAS LOWE			145	16.86	145	0
202 DONALD M. STAHL			163	18.95	163	0
203 JIM ULASZEK	+1	103	102	11.86	102	0
204 MARTINA WEBSTER	+1	152	151	17.56	151	0
205 KEVIN G. WELZ.			127	14.77	127	0

RUN DATE:05/08/12 08:45 PM

REPORT-EL30A PAGE 0002-04

0002 CARR 1

	TOTAL VOTES	%	EAGLES	IVO'S
PRESIDENT				
Vote For 1				
105 BARACK OBAMA	104	100.00	104	0
US SENATOR				
Vote For 1				
108 JOE DONNELLY	106	100.00	106	0
GOVERNOR				
Vote For 1				
110 JOHN R. GREGG.	106	100.00	106	0
US REP IN CONG DIST 9				
Vote For 1				
112 JONATHAN GEORGE	24	19.83	24	0
113 JOHN GRIFFIN MILLER.	7	5.79	7	0
114 JOHN W. TILFORD	6	4.96	6	0
115 ROBERT WINNINGHAM	33	27.27	33	0
116 SHELLI YODER	51	42.15	51	0
STATE REP DISTRICT 70				
Vote For 1				
119 ALVA J. "JIM" KINCAID JR..	70	59.32	70	0
120 TERRY L. MILLER	48	40.68	48	0
JUDGE CIRCUIT 4				
Vote For 1				
124 VICKI L. CARMICHAEL.	116	100.00	116	0
CORONER				
Vote For 1				
127 JOHN HALL	107	100.00	107	0
COMM DIST 1				
Vote For 1				
129 ED MEYER	103	100.00	103	0
COMM DIST 2				
Vote For 1				
131 LES YOUNG	108	100.00	108	0

RUN DATE:05/08/12 08:45 PM

REPORT-EL30A PAGE 0002-05

0002 CARR 1

	TOTAL VOTES	%	EAGLES	IVO'S
--	-------------	---	--------	-------

COUNCIL AT-LARGE

Vote For 3

138 DAVID RAY ABBOTT.	51	15.27	51	0
139 CHARLES KING	32	9.58	32	0
140 SUSAN POPP.	103	30.84	103	0
141 BRENDA ROSS	56	16.77	56	0
142 PERRY SMITH	28	8.38	28	0
143 KEVIN L. VISSING.	64	19.16	64	0

WE, THE UNDERSIGNED, DO HEREBY CERTIFY
THAT THE ABOVE RESULTS ARE A TRUE AND
ACCURATE ACCOUNT OF ALL BALLOTS COUNTED
AND THAT ALL COUNTERS WERE ZERO (0)
WHEN THE POLLS OPENED AND THAT THE
ELECTION WAS HELD IN ACCORDANCE WITH
THE LAWS OF THE STATE.

ELECTION JUDGE

ELECTION JUDGE

ELECTION JUDGE

0003 CHARLESTOWN 1

	TOTAL VOTES	%	EAGLES	IVO'S
REGISTERED VOTERS - TOTAL	1,569			
BALLOTS CAST - TOTAL	239		239	0
BALLOTS CAST - REPUBLICAN	120	50.21	120	0
BALLOTS CAST - DEMOCRATIC	119	49.79	119	0
VOTER TURNOUT - TOTAL		15.23		

0003 CHARLESTOWN 1

TOTAL VOTES % EAGLES IVO'S

PRESIDENT

Vote For 1

101 NEWT GINGRICH.	3	2.63	3	0
102 RON PAUL	18	15.79	18	0
103 MITT ROMNEY	77	67.54	77	0
104 RICK SANTORUM.	16	14.04	16	0

US SENATOR

Vote For 1

106 RICHARD G. LUGAR.	36	31.03	36	0
107 RICHARD E. MOURDOCK.	80	68.97	80	0

GOVERNOR

Vote For 1

109 MIKE PENCE.	93	100.00	93	0
-------------------------	----	--------	----	---

US REP IN CONG DIST 9

Vote For 1

111 TODD YOUNG.	95	100.00	95	0
-------------------------	----	--------	----	---

STATE REP DISTRICT 66

Vote For 1

NO CANDIDATE POSITION	0		0	0
---------------------------------	---	--	---	---

JUDGE CIRCUIT 4

Vote For 1

NO CANDIDATE POSITION	0		0	0
---------------------------------	---	--	---	---

CORONER

Vote For 1

125 TERRY CONWAY	55	53.40	55	0
126 MARK A. GOODLETT.	48	46.60	48	0

COMM DIST 1

Vote For 1

128 RICK STEPHENSON	79	100.00	79	0
-------------------------------	----	--------	----	---

COMM DIST 2

Vote For 1

130 JACK A. COFFMAN SR..	80	100.00	80	0
----------------------------------	----	--------	----	---

0003 CHARLESTOWN 1

TOTAL VOTES % EAGLES IVO'S

COUNCIL AT-LARGE

Vote For 3

132 RONALD BROGAN	22	11.28	22	0
133 ADAM HUTCHINSON	30	15.38	30	0
134 KELLY L. KHURI	43	22.05	43	0
135 CHUCK LATHAM	39	20.00	39	0
136 RYAN LYNCH.	31	15.90	31	0
137 MAC MCINTOSH	30	15.38	30	0

PC CHARLESTOWN 01

Vote For 1

144 MARK A. GOODLETT.	45	44.55	45	0
145 MICHAEL R. VAUGHN	56	55.45	56	0

STATE DEL AT-LARGE

Vote For 18

168 ORRIS BENDER	27	3.73	27	0
169 MARVIN E. BOSTOCK JR.	28	3.87	28	0
170 RUSSELL BROOKSBANK	19	2.63	19	0
171 CAROLE CARTER.	31	4.29	31	0
172 E. WAYNE CARTER	32	4.43	32	0
173 KELLEY CURRAN.	36	4.98	36	0
174 LOIS ANN ENGBRETSON	33	4.56	33	0
175 LEAH FARRIS	30	4.15	30	0
176 JAMIE HUDGINS.	24	3.32	24	0
177 GARY R. KOPP	34	4.70	34	0
178 RYAN LYNCH.	33	4.56	33	0
179 JASPER MAY III	24	3.32	24	0
180 JERRY MCHUGH	25	3.46	25	0
181 LISA NOEL-GILL	34	4.70	34	0
182 DAVID REINHARDT	36	4.98	36	0
183 BARBARA ANN REYNOLDS	30	4.15	30	0
184 LYNN RHODEA	27	3.73	27	0
185 D. ERIC SCHANSBERG	23	3.18	23	0
186 TONY SINGLETON	29	4.01	29	0
187 R. MONTY SNELLING	48	6.64	48	0
188 MICHAEL R. VAUGHN	48	6.64	48	0
189 WIN WALKER, JR.	26	3.60	26	0
190 ABBIE L. ZASTAWNY	24	3.32	24	0
191 EDWARD "ED Z." ZASTAWNY	22	3.04	22	0

0003 CHARLESTOWN 1

	TOTAL VOTES	%	EAGLES	IVO'S
STATE DEL DIST 3				
Vote For 5				
206 SUE C. ATKINS	25	8.93	25	0
207 WILLIAM W. ATKINS	14	5.00	14	0
208 CHARLES E. BRYANT	27	9.64	27	0
209 JASON B. COCHRAN	16	5.71	16	0
210 MARK A. GOODLETT	39	13.93	39	0
211 ADAM HUTCHINSON	18	6.43	18	0
212 JOHN HUTCHINSON	18	6.43	18	0
213 MARY ANNE HUTCHINSON	19	6.79	19	0
214 BRIAN JONES	25	8.93	25	0
215 KELLY L. KHURI	38	13.57	38	0
216 WILLIAM L. NOEL	25	8.93	25	0
217 ANTHONY J. STEWART	16	5.71	16	0

PREC REPORT-GROUP DETAIL

CLARK COUNTY, INDIANA
 PRIMARY ELECTION
 MAY 08, 2012
 DEMOCRATIC

Unofficial Results

RUN DATE:05/08/12 08:45 PM

REPORT-EL30A PAGE 0003-05

0003 CHARLESTOWN 1

	TOTAL VOTES	%	EAGLES	IVO'S
--	-------------	---	--------	-------

PRESIDENT

Vote For 1				
105 BARACK OBAMA	90	100.00	90	0

US SENATOR

Vote For 1				
108 JOE DONNELLY	76	100.00	76	0

GOVERNOR

Vote For 1				
110 JOHN R. GREGG.	76	100.00	76	0

US REP IN CONG DIST 9

Vote For 1				
112 JONATHAN GEORGE	25	25.51	25	0
113 JOHN GRIFFIN MILLER.	6	6.12	6	0
114 JOHN W. TILFORD	3	3.06	3	0
115 ROBERT WINNINGHAM	25	25.51	25	0
116 SHELLI YODER	39	39.80	39	0

STATE REP DISTRICT 66

Vote For 1				
117 TERRY GOODIN	103	100.00	103	0

JUDGE CIRCUIT 4

Vote For 1				
124 VICKI L. CARMICHAEL.	94	100.00	94	0

CORONER

Vote For 1				
127 JOHN HALL	89	100.00	89	0

COMM DIST 1

Vote For 1				
129 ED MEYER	78	100.00	78	0

COMM DIST 2

Vote For 1				
131 LES YOUNG	72	100.00	72	0

0003 CHARLESTOWN 1

	TOTAL VOTES	%	EAGLES	IVO'S
COUNCIL AT-LARGE				
Vote For 3				
138 DAVID RAY ABBOTT.	76	27.94	76	0
139 CHARLES KING	19	6.99	19	0
140 SUSAN POPP.	47	17.28	47	0
141 BRENDA ROSS	56	20.59	56	0
142 PERRY SMITH	25	9.19	25	0
143 KEVIN L. VISSING.	49	18.01	49	0

WE, THE UNDERSIGNED, DO HEREBY CERTIFY
THAT THE ABOVE RESULTS ARE A TRUE AND
ACCURATE ACCOUNT OF ALL BALLOTS COUNTED
AND THAT ALL COUNTERS WERE ZERO (0)
WHEN THE POLLS OPENED AND THAT THE
ELECTION WAS HELD IN ACCORDANCE WITH
THE LAWS OF THE STATE.

ELECTION JUDGE

ELECTION JUDGE

ELECTION JUDGE

RUN DATE:05/08/12 08:45 PM

REPORT-EL30A PAGE 0004-01

0004 CHARLESTOWN 2

	TOTAL VOTES	%	EAGLES	IVO'S
REGISTERED VOTERS - TOTAL	896			
BALLOTS CAST - TOTAL	137		136	0
BALLOTS CAST - REPUBLICAN	42	30.88	42	0
BALLOTS CAST - DEMOCRATIC	95	69.12	94	0
VOTER TURNOUT - TOTAL		15.18		

PREC REPORT-GROUP DETAIL

CLARK COUNTY, INDIANA
 PRIMARY ELECTION
 MAY 08, 2012
 REPUBLICAN

Unofficial Results

RUN DATE:05/08/12 08:45 PM

REPORT-EL30A PAGE 0004-02

0004 CHARLESTOWN 2

	TOTAL VOTES	%	EAGLES	IVO'S
PRESIDENT				
Vote For 1				
101 NEWT GINGRICH.	3	7.50	3	0
102 RON PAUL	6	15.00	6	0
103 MITT ROMNEY	25	62.50	25	0
104 RICK SANTORUM.	6	15.00	6	0
US SENATOR				
Vote For 1				
106 RICHARD G. LUGAR.	10	25.00	10	0
107 RICHARD E. MOURDOCK.	30	75.00	30	0
GOVERNOR				
Vote For 1				
109 MIKE PENCE.	30	100.00	30	0
US REP IN CONG DIST 9				
Vote For 1				
111 TODD YOUNG.	29	100.00	29	0
STATE REP DISTRICT 66				
Vote For 1				
NO CANDIDATE POSITION	0		0	0
JUDGE CIRCUIT 4				
Vote For 1				
NO CANDIDATE POSITION	0		0	0
CORONER				
Vote For 1				
125 TERRY CONWAY	16	42.11	16	0
126 MARK A. GOODLETT.	22	57.89	22	0
COMM DIST 1				
Vote For 1				
128 RICK STEPHENSON	29	100.00	29	0
COMM DIST 2				
Vote For 1				
130 JACK A. COFFMAN SR..	28	100.00	28	0

0004 CHARLESTOWN 2

TOTAL VOTES % EAGLES IVO'S

COUNCIL AT-LARGE

Vote For 3

132 RONALD BROGAN	12	15.58	12	0
133 ADAM HUTCHINSON	16	20.78	16	0
134 KELLY L. KHURI	19	24.68	19	0
135 CHUCK LATHAM	12	15.58	12	0
136 RYAN LYNCH.	8	10.39	8	0
137 MAC MCINTOSH	10	12.99	10	0

STATE DEL AT-LARGE

Vote For 18

168 ORRIS BENDER	12	4.10	12	0
169 MARVIN E. BOSTOCK JR.	14	4.78	14	0
170 RUSSELL BROOKSBANK	10	3.41	10	0
171 CAROLE CARTER.	14	4.78	14	0
172 E. WAYNE CARTER	11	3.75	11	0
173 KELLEY CURRAN.	14	4.78	14	0
174 LOIS ANN ENGBRETSON	12	4.10	12	0
175 LEAH FARRIS	13	4.44	13	0
176 JAMIE HUDGINS.	8	2.73	8	0
177 GARY R. KOPP	17	5.80	17	0
178 RYAN LYNCH.	13	4.44	13	0
179 JASPER MAY III	12	4.10	12	0
180 JERRY MCHUGH	9	3.07	9	0
181 LISA NOEL-GILL	13	4.44	13	0
182 DAVID REINHARDT	12	4.10	12	0
183 BARBARA ANN REYNOLDS	18	6.14	18	0
184 LYNN RHODEA	8	2.73	8	0
185 D. ERIC SCHANSBERG	10	3.41	10	0
186 TONY SINGLETON	8	2.73	8	0
187 R. MONTY SNELLING	18	6.14	18	0
188 MICHAEL R. VAUGHN	12	4.10	12	0
189 WIN WALKER, JR.	17	5.80	17	0
190 ABBIE L. ZASTAWNY	9	3.07	9	0
191 EDWARD "ED Z." ZASTAWNY	9	3.07	9	0

STATE DEL DIST 3

Vote For 5

206 SUE C. ATKINS.	12	9.92	12	0
207 WILLIAM W. ATKINS	6	4.96	6	0
208 CHARLES E. BRYANT	9	7.44	9	0
209 JASON B. COCHRAN.	7	5.79	7	0
210 MARK A. GOODLETT.	16	13.22	16	0
211 ADAM HUTCHINSON	8	6.61	8	0
212 JOHN HUTCHINSON	8	6.61	8	0
213 MARY ANNE HUTCHINSON	11	9.09	11	0
214 BRIAN JONES	12	9.92	12	0
215 KELLY L. KHURI	16	13.22	16	0
216 WILLIAM L. NOEL	6	4.96	6	0
217 ANTHONY J. STEWART	10	8.26	10	0

PREC REPORT-GROUP DETAIL

CLARK COUNTY, INDIANA
 PRIMARY ELECTION
 MAY 08, 2012
 DEMOCRATIC

Unofficial Results

RUN DATE:05/08/12 08:45 PM

REPORT-EL30A PAGE 0004-04

0004 CHARLESTOWN 2

TOTAL VOTES % EAGLES IVO'S

PRESIDENT

Vote For 1
 105 BARACK OBAMA +1 64 ~~68~~ 100.00 63 0

US SENATOR

Vote For 1
 108 JOE DONNELLY 50 100.00 50 0

GOVERNOR

Vote For 1
 110 JOHN R. GREGG. +1 52 ~~51~~ 100.00 51 0

US REP IN CONG DIST 9

Vote For 1
 112 JONATHAN GEORGE 10 13.51 10 0
 113 JOHN GRIFFIN MILLER. 3 4.05 3 0
 114 JOHN W. TILFORD 2 2.70 2 0
 115 ROBERT WINNINGHAM +1 31 ~~30~~ 40.54 30 0
 116 SHELLI YODER 29 39.19 29 0

STATE REP DISTRICT 66

Vote For 1
 117 TERRY GOODIN +1 72 ~~71~~ 100.00 71 0

JUDGE CIRCUIT 4

Vote For 1
 124 VICKI L. CARMICHAEL. +1 73 ~~72~~ 100.00 72 0

CORONER

Vote For 1
 127 JOHN HALL +1 58 ~~57~~ 100.00 57 0

COMM DIST 1

Vote For 1
 129 ED MEYER +1 47 ~~46~~ 100.00 46 0

COMM DIST 2

Vote For 1
 131 LES YOUNG +1 46 ~~45~~ 100.00 45 0

RUN DATE:05/08/12 08:45 PM

REPORT-EL30A PAGE 0004-05

0004 CHARLESTOWN 2

TOTAL VOTES % EAGLES IVO'S

COUNCIL AT-LARGE

Vote For 3

138 DAVID RAY ABBOTT. +1	59	58	32.40	58	0
139 CHARLES KING +1	18	17	9.50	17	0
140 SUSAN POPP.		27	15.08	27	0
141 BRENDA ROSS		38	21.23	38	0
142 PERRY SMITH		18	10.06	18	0
143 KEVIN L. VISSING. +1	20	21	11.73	21	0

WE, THE UNDERSIGNED, DO HEREBY CERTIFY
THAT THE ABOVE RESULTS ARE A TRUE AND
ACCURATE ACCOUNT OF ALL BALLOTS COUNTED
AND THAT ALL COUNTERS WERE ZERO (0)
WHEN THE POLLS OPENED AND THAT THE
ELECTION WAS HELD IN ACCORDANCE WITH
THE LAWS OF THE STATE.

ELECTION JUDGE

ELECTION JUDGE

ELECTION JUDGE

0005 CHARLESTOWN 3

	TOTAL VOTES	%	EAGLES	IVO'S
REGISTERED VOTERS - TOTAL	762			
BALLOTS CAST - TOTAL	53		53	0
BALLOTS CAST - REPUBLICAN	11	20.75	11	0
BALLOTS CAST - DEMOCRATIC	42	79.25	42	0
VOTER TURNOUT - TOTAL		6.96		

RUN DATE:05/08/12 08:45 PM

REPORT-EL30A PAGE 0005-02

0005 CHARLESTOWN 3

TOTAL VOTES % EAGLES IVO'S

PRESIDENT

Vote For 1

101 NEWT GINGRICH.	1	10.00	1	0
102 RON PAUL	0		0	0
103 MITT ROMNEY	7	70.00	7	0
104 RICK SANTORUM.	2	20.00	2	0

US SENATOR

Vote For 1

106 RICHARD G. LUGAR.	3	30.00	3	0
107 RICHARD E. MOURDOCK.	7	70.00	7	0

GOVERNOR

Vote For 1

109 MIKE PENCE.	8	100.00	8	0
-------------------------	---	--------	---	---

US REP IN CONG DIST 9

Vote For 1

111 TODD YOUNG.	8	100.00	8	0
-------------------------	---	--------	---	---

STATE REP DISTRICT 66

Vote For 1

NO CANDIDATE POSITION	0		0	0
---------------------------------	---	--	---	---

JUDGE CIRCUIT 4

Vote For 1

NO CANDIDATE POSITION	0		0	0
---------------------------------	---	--	---	---

CORONER

Vote For 1

125 TERRY CONWAY	9	81.82	9	0
126 MARK A. GOODLETT.	2	18.18	2	0

COMM DIST 1

Vote For 1

128 RICK STEPHENSON	8	100.00	8	0
-------------------------------	---	--------	---	---

COMM DIST 2

Vote For 1

130 JACK A. COFFMAN SR..	8	100.00	8	0
----------------------------------	---	--------	---	---

0005 CHARLESTOWN 3

TOTAL VOTES % EAGLES IVO'S

COUNCIL AT-LARGE

Vote For 3

132 RONALD BROGAN	3	16.67	3	0
133 ADAM HUTCHINSON	3	16.67	3	0
134 KELLY L. KHURI	4	22.22	4	0
135 CHUCK LATHAM	3	16.67	3	0
136 RYAN LYNCH.	2	11.11	2	0
137 MAC MCINTOSH	3	16.67	3	0

STATE DEL AT-LARGE

Vote For 18

168 ORRIS BENDER	3	4.69	3	0
169 MARVIN E. BOSTOCK JR.	3	4.69	3	0
170 RUSSELL BROOKSBANK	3	4.69	3	0
171 CAROLE CARTER.	2	3.13	2	0
172 E. WAYNE CARTER	3	4.69	3	0
173 KELLEY CURRAN.	4	6.25	4	0
174 LOIS ANN ENGBRETSON	1	1.56	1	0
175 LEAH FARRIS	1	1.56	1	0
176 JAMIE HUDGINS.	3	4.69	3	0
177 GARY R. KOPP	3	4.69	3	0
178 RYAN LYNCH.	4	6.25	4	0
179 JASPER MAY III	1	1.56	1	0
180 JERRY MCHUGH	3	4.69	3	0
181 LISA NOEL-GILL	3	4.69	3	0
182 DAVID REINHARDT	2	3.13	2	0
183 BARBARA ANN REYNOLDS	3	4.69	3	0
184 LYNN RHODEA	2	3.13	2	0
185 D. ERIC SCHANSBERG	3	4.69	3	0
186 TONY SINGLETON	3	4.69	3	0
187 R. MONTY SNELLING	5	7.81	5	0
188 MICHAEL R. VAUGHN	3	4.69	3	0
189 WIN WALKER, JR.	2	3.13	2	0
190 ABBIE L. ZASTAWNY	2	3.13	2	0
191 EDWARD "ED Z." ZASTAWNY	2	3.13	2	0

STATE DEL DIST 3

Vote For 5

206 SUE C. ATKINS.	4	12.12	4	0
207 WILLIAM W. ATKINS	6	18.18	6	0
208 CHARLES E. BRYANT	2	6.06	2	0
209 JASON B. COCHRAN.	0		0	0
210 MARK A. GOODLETT.	2	6.06	2	0
211 ADAM HUTCHINSON	0		0	0
212 JOHN HUTCHINSON	1	3.03	1	0
213 MARY ANNE HUTCHINSON	1	3.03	1	0
214 BRIAN JONES	5	15.15	5	0
215 KELLY L. KHURI	3	9.09	3	0
216 WILLIAM L. NOEL	4	12.12	4	0
217 ANTHONY J. STEWART	5	15.15	5	0

PREC REPORT-GROUP DETAIL

CLARK COUNTY, INDIANA
PRIMARY ELECTION
MAY 08, 2012
DEMOCRATIC

Unofficial Results

RUN DATE:05/08/12 08:45 PM

REPORT-EL30A PAGE 0005-04

0005 CHARLESTOWN 3

TOTAL VOTES % EAGLES IVO'S

PRESIDENT

Vote For 1

105 BARACK OBAMA 28 100.00 28 0

US SENATOR

Vote For 1

108 JOE DONNELLY 26 100.00 26 0

GOVERNOR

Vote For 1

110 JOHN R. GREGG. 27 100.00 27 0

US REP IN CONG DIST 9

Vote For 1

112 JONATHAN GEORGE 3 9.09 3 0

113 JOHN GRIFFIN MILLER. 1 3.03 1 0

114 JOHN W. TILFORD 3 9.09 3 0

115 ROBERT WINNINGHAM 9 27.27 9 0

116 SHELLI YODER 17 51.52 17 0

STATE REP DISTRICT 66

Vote For 1

117 TERRY GOODIN 33 100.00 33 0

JUDGE CIRCUIT 4

Vote For 1

124 VICKI L. CARMICHAEL. 29 100.00 29 0

CORONER

Vote For 1

127 JOHN HALL 26 100.00 26 0

COMM DIST 1

Vote For 1

129 ED MEYER 24 100.00 24 0

COMM DIST 2

Vote For 1

131 LES YOUNG 23 100.00 23 0

RUN DATE:05/08/12 08:45 PM

REPORT-EL30A PAGE 0005-05

0005 CHARLESTOWN 3

	TOTAL VOTES	%	EAGLES	IVO'S
--	-------------	---	--------	-------

COUNCIL AT-LARGE

Vote For 3

138 DAVID RAY ABBOTT.	27	35.53	27	0
139 CHARLES KING	7	9.21	7	0
140 SUSAN POPP.	11	14.47	11	0
141 BRENDA ROSS	13	17.11	13	0
142 PERRY SMITH	5	6.58	5	0
143 KEVIN L. VISSING.	13	17.11	13	0

WE, THE UNDERSIGNED, DO HEREBY CERTIFY
THAT THE ABOVE RESULTS ARE A TRUE AND
ACCURATE ACCOUNT OF ALL BALLOTS COUNTED
AND THAT ALL COUNTERS WERE ZERO (0)
WHEN THE POLLS OPENED AND THAT THE
ELECTION WAS HELD IN ACCORDANCE WITH
THE LAWS OF THE STATE.

ELECTION JUDGE

ELECTION JUDGE

ELECTION JUDGE

0006 CHARLESTOWN 4

	TOTAL VOTES	%	EAGLES	IVO'S
REGISTERED VOTERS - TOTAL	830			
BALLOTS CAST - TOTAL	106		106	0
BALLOTS CAST - REPUBLICAN	39	36.79	39	0
BALLOTS CAST - DEMOCRATIC	67	63.21	67	0
VOTER TURNOUT - TOTAL		12.77		

RUN DATE:05/08/12 08:45 PM

REPORT-EL30A PAGE 0006-02

0006 CHARLESTOWN 4

TOTAL VOTES % EAGLES IVO'S

PRESIDENT

Vote For 1				
101 NEWT GINGRICH.	4	11.11	4	0
102 RON PAUL	6	16.67	6	0
103 MITT ROMNEY	23	63.89	23	0
104 RICK SANTORUM.	3	8.33	3	0

US SENATOR

Vote For 1				
106 RICHARD G. LUGAR.	15	40.54	15	0
107 RICHARD E. MOURDOCK.	22	59.46	22	0

GOVERNOR

Vote For 1				
109 MIKE PENCE.	28	100.00	28	0

US REP IN CONG DIST 9

Vote For 1				
111 TODD YOUNG.	32	100.00	32	0

STATE REP DISTRICT 66

Vote For 1				
NO CANDIDATE POSITION	0		0	0

JUDGE CIRCUIT 4

Vote For 1				
NO CANDIDATE POSITION	0		0	0

CORONER

Vote For 1				
125 TERRY CONWAY	13	39.39	13	0
126 MARK A. GOODLETT.	20	60.61	20	0

COMM DIST 1

Vote For 1				
128 RICK STEPHENSON	28	100.00	28	0

COMM DIST 2

Vote For 1				
130 JACK A. COFFMAN SR..	27	100.00	27	0

0006 CHARLESTOWN 4

TOTAL VOTES % EAGLES IVO'S

COUNCIL AT-LARGE

Vote For 3

132 RONALD BROGAN	11	17.19	11	0
133 ADAM HUTCHINSON	11	17.19	11	0
134 KELLY L. KHURI	11	17.19	11	0
135 CHUCK LATHAM	14	21.88	14	0
136 RYAN LYNCH.	7	10.94	7	0
137 MAC MCINTOSH	10	15.63	10	0

STATE DEL AT-LARGE

Vote For 18

168 ORRIS BENDER	6	2.34	6	0
169 MARVIN E. BOSTOCK JR.	9	3.52	9	0
170 RUSSELL BROOKSBANK	6	2.34	6	0
171 CAROLE CARTER.	15	5.86	15	0
172 E. WAYNE CARTER	14	5.47	14	0
173 KELLEY CURRAN.	11	4.30	11	0
174 LOIS ANN ENGBRETSON	9	3.52	9	0
175 LEAH FARRIS	13	5.08	13	0
176 JAMIE HUDGINS.	8	3.13	8	0
177 GARY R. KOPP	15	5.86	15	0
178 RYAN LYNCH.	15	5.86	15	0
179 JASPER MAY III	11	4.30	11	0
180 JERRY MCHUGH	7	2.73	7	0
181 LISA NOEL-GILL	11	4.30	11	0
182 DAVID REINHARDT	12	4.69	12	0
183 BARBARA ANN REYNOLDS	13	5.08	13	0
184 LYNN RHODEA	9	3.52	9	0
185 D. ERIC SCHANSBERG	9	3.52	9	0
186 TONY SINGLETON	13	5.08	13	0
187 R. MONTY SNELLING	14	5.47	14	0
188 MICHAEL R. VAUGHN	9	3.52	9	0
189 WIN WALKER, JR.	9	3.52	9	0
190 ABBIE L. ZASTAWNY	8	3.13	8	0
191 EDWARD "ED Z." ZASTAWNY	10	3.91	10	0

STATE DEL DIST 3

Vote For 5

206 SUE C. ATKINS.	11	11.46	11	0
207 WILLIAM W. ATKINS	10	10.42	10	0
208 CHARLES E. BRYANT	8	8.33	8	0
209 JASON B. COCHRAN.	6	6.25	6	0
210 MARK A. GOODLETT.	10	10.42	10	0
211 ADAM HUTCHINSON	6	6.25	6	0
212 JOHN HUTCHINSON	7	7.29	7	0
213 MARY ANNE HUTCHINSON	8	8.33	8	0
214 BRIAN JONES	9	9.38	9	0
215 KELLY L. KHURI	8	8.33	8	0
216 WILLIAM L. NOEL	6	6.25	6	0
217 ANTHONY J. STEWART	7	7.29	7	0

0006 CHARLESTOWN 4

	TOTAL VOTES	%	EAGLES	IVO'S
PRESIDENT				
Vote For 1				
105 BARACK OBAMA	54	100.00	54	0
US SENATOR				
Vote For 1				
108 JOE DONNELLY	49	100.00	49	0
GOVERNOR				
Vote For 1				
110 JOHN R. GREGG.	52	100.00	52	0
US REP IN CONG DIST 9				
Vote For 1				
112 JONATHAN GEORGE	7	11.48	7	0
113 JOHN GRIFFIN MILLER.	4	6.56	4	0
114 JOHN W. TILFORD	6	9.84	6	0
115 ROBERT WINNINGHAM	20	32.79	20	0
116 SHELLI YODER	24	39.34	24	0
STATE REP DISTRICT 66				
Vote For 1				
117 TERRY GOODIN	53	100.00	53	0
JUDGE CIRCUIT 4				
Vote For 1				
124 VICKI L. CARMICHAEL.	53	100.00	53	0
CORONER				
Vote For 1				
127 JOHN HALL	52	100.00	52	0
COMM DIST 1				
Vote For 1				
129 ED MEYER	52	100.00	52	0
COMM DIST 2				
Vote For 1				
131 LES YOUNG	48	100.00	48	0

0006 CHARLESTOWN 4,

	TOTAL VOTES	%	EAGLES	IVO'S
--	-------------	---	--------	-------

COUNCIL AT-LARGE

Vote For 3

138 DAVID RAY ABBOTT.	36	26.28	36	0
139 CHARLES KING	11	8.03	11	0
140 SUSAN POPP.	27	19.71	27	0
141 BRENDA ROSS	30	21.90	30	0
142 PERRY SMITH	15	10.95	15	0
143 KEVIN L. VISSING.	18	13.14	18	0

WE, THE UNDERSIGNED, DO HEREBY CERTIFY
THAT THE ABOVE RESULTS ARE A TRUE AND
ACCURATE ACCOUNT OF ALL BALLOTS COUNTED
AND THAT ALL COUNTERS WERE ZERO (0)
WHEN THE POLLS OPENED AND THAT THE
ELECTION WAS HELD IN ACCORDANCE WITH
THE LAWS OF THE STATE.

ELECTION JUDGE

ELECTION JUDGE

ELECTION JUDGE

PREC REPORT-GROUP DETAIL

CLARK COUNTY, INDIANA
PRIMARY ELECTION
MAY 08, 2012
STATISTICS

Unofficial Results

RUN DATE:05/08/12 08:45 PM

REPORT-EL30A PAGE 0007-01

0007 CHARLESTOWN 5

	TOTAL VOTES	%	EAGLES	IVO'S
REGISTERED VOTERS - TOTAL	619			
BALLOTS CAST - TOTAL	151		151	0
BALLOTS CAST - REPUBLICAN	75	49.67	75	0
BALLOTS CAST - DEMOCRATIC	76	50.33	76	0
VOTER TURNOUT - TOTAL		24.39		

RUN DATE:05/08/12 08:45 PM

REPORT-EL30A PAGE 0007-02

0007 CHARLESTOWN 5

TOTAL VOTES % EAGLES IVO'S

PRESIDENT

Vote For 1				
101 NEWT GINGRICH.	5	7.04	5	0
102 RON PAUL	12	16.90	12	0
103 MITT ROMNEY	45	63.38	45	0
104 RICK SANTORUM.	9	12.68	9	0

US SENATOR

Vote For 1				
106 RICHARD G. LUGAR.	21	28.77	21	0
107 RICHARD E. MOURDOCK.	52	71.23	52	0

GOVERNOR

Vote For 1				
109 MIKE PENCE.	58	100.00	58	0

US REP IN CONG DIST 9

Vote For 1				
111 TODD YOUNG.	63	100.00	63	0

STATE REP DISTRICT 66

Vote For 1				
NO CANDIDATE POSITION	0		0	0

JUDGE CIRCUIT 4

Vote For 1				
NO CANDIDATE POSITION	0		0	0

CORONER

Vote For 1				
125 TERRY CONWAY	44	61.97	44	0
126 MARK A. GOODLETT.	27	38.03	27	0

COMM DIST 1

Vote For 1				
128 RICK STEPHENSON	51	100.00	51	0

COMM DIST 2

Vote For 1				
130 JACK A. COFFMAN SR..	51	100.00	51	0

0007 CHARLESTOWN 5

TOTAL VOTES % EAGLES IVO'S

COUNCIL AT-LARGE

Vote For 3

132 RONALD BROGAN	18	12.77	18	0
133 ADAM HUTCHINSON	19	13.48	19	0
134 KELLY L. KHURI	37	26.24	37	0
135 CHUCK LATHAM	28	19.86	28	0
136 RYAN LYNCH	19	13.48	19	0
137 MAC MCINTOSH	20	14.18	20	0

STATE DEL AT-LARGE

Vote For 18

168 ORRIS BENDER	18	4.02	18	0
169 MARVIN E. BOSTOCK JR.	20	4.46	20	0
170 RUSSELL BROOKSBANK	15	3.35	15	0
171 CAROLE CARTER	19	4.24	19	0
172 E. WAYNE CARTER	17	3.79	17	0
173 KELLEY CURRAN	18	4.02	18	0
174 LOIS ANN ENGBRETSON	15	3.35	15	0
175 LEAH FARRIS	19	4.24	19	0
176 JAMIE HUDGINS	14	3.13	14	0
177 GARY R. KOPP	29	6.47	29	0
178 RYAN LYNCH	19	4.24	19	0
179 JASPER MAY III	20	4.46	20	0
180 JERRY MCHUGH	15	3.35	15	0
181 LISA NOEL-GILL	20	4.46	20	0
182 DAVID REINHARDT	22	4.91	22	0
183 BARBARA ANN REYNOLDS	14	3.13	14	0
184 LYNN RHODEA	12	2.68	12	0
185 D. ERIC SCHANSBERG	12	2.68	12	0
186 TONY SINGLETON	15	3.35	15	0
187 R. MONTY SNELLING	35	7.81	35	0
188 MICHAEL R. VAUGHN	22	4.91	22	0
189 WIN WALKER, JR.	21	4.69	21	0
190 ABBIE L. ZASTAWNY	18	4.02	18	0
191 EDWARD "ED Z." ZASTAWNY	19	4.24	19	0

STATE DEL DIST 3

Vote For 5

206 SUE C. ATKINS	20	10.26	20	0
207 WILLIAM W. ATKINS	13	6.67	13	0
208 CHARLES E. BRYANT	16	8.21	16	0
209 JASON B. COCHRAN	14	7.18	14	0
210 MARK A. GOODLETT	23	11.79	23	0
211 ADAM HUTCHINSON	8	4.10	8	0
212 JOHN HUTCHINSON	9	4.62	9	0
213 MARY ANNE HUTCHINSON	10	5.13	10	0
214 BRIAN JONES	17	8.72	17	0
215 KELLY L. KHURI	27	13.85	27	0
216 WILLIAM L. NOEL	19	9.74	19	0
217 ANTHONY J. STEWART	19	9.74	19	0

0007 CHARLESTOWN 5

TOTAL VOTES % EAGLES IVO'S

PRESIDENT

Vote For 1

105 BARACK OBAMA 50 100.00 50 0

US SENATOR

Vote For 1

108 JOE DONNELLY 44 100.00 44 0

GOVERNOR

Vote For 1

110 JOHN R. GREGG. 41 100.00 41 0

US REP IN CONG DIST 9

Vote For 1

112 JONATHAN GEORGE 15 23.08 15 0
 113 JOHN GRIFFIN MILLER. 4 6.15 4 0
 114 JOHN W. TILFORD 2 3.08 2 0
 115 ROBERT WINNINGHAM 21 32.31 21 0
 116 SHELLI YODER 23 35.38 23 0

STATE REP DISTRICT 66

Vote For 1

117 TERRY GOODIN 63 100.00 63 0

JUDGE CIRCUIT 4

Vote For 1

124 VICKI L. CARMICHAEL. 61 100.00 61 0

CORONER

Vote For 1

127 JOHN HALL 47 100.00 47 0

COMM DIST 1

Vote For 1

129 ED MEYER 47 100.00 47 0

COMM DIST 2

Vote For 1

131 LES YOUNG 41 100.00 41 0

0007 CHARLESTOWN 5

	TOTAL VOTES	%	EAGLES	IVO'S
--	-------------	---	--------	-------

COUNCIL AT-LARGE

Vote For 3

138 DAVID RAY ABBOTT.	51	32.08	51	0
139 CHARLES KING	19	11.95	19	0
140 SUSAN POPP.	18	11.32	18	0
141 BRENDA ROSS	32	20.13	32	0
142 PERRY SMITH	11	6.92	11	0
143 KEVIN L. VISSING.	28	17.61	28	0

WE, THE UNDERSIGNED, DO HEREBY CERTIFY
THAT THE ABOVE RESULTS ARE A TRUE AND
ACCURATE ACCOUNT OF ALL BALLOTS COUNTED
AND THAT ALL COUNTERS WERE ZERO (0)
WHEN THE POLLS OPENED AND THAT THE
ELECTION WAS HELD IN ACCORDANCE WITH
THE LAWS OF THE STATE.

ELECTION JUDGE

ELECTION JUDGE

ELECTION JUDGE

0008 CHARLESTOWN 6

	TOTAL VOTES	%	EAGLES	IVO'S
REGISTERED VOTERS - TOTAL	2,009			
BALLOTS CAST - TOTAL	370		370	0
BALLOTS CAST - REPUBLICAN	226	61.08	226	0
BALLOTS CAST - DEMOCRATIC	144	38.92	144	0
VOTER TURNOUT - TOTAL		18.42		

0008 CHARLESTOWN 6

TOTAL VOTES % EAGLES IVO'S

PRESIDENT

Vote For 1

101 NEWT GINGRICH.	10	4.59	10	0
102 RON PAUL	25	11.47	25	0
103 MITT ROMNEY	153	70.18	153	0
104 RICK SANTORUM.	30	13.76	30	0

US SENATOR

Vote For 1

106 RICHARD G. LUGAR.	63	28.64	63	0
107 RICHARD E. MOURDOCK.	157	71.36	157	0

GOVERNOR

Vote For 1

109 MIKE PENCE.	183	100.00	183	0
-------------------------	-----	--------	-----	---

US REP IN CONG DIST 9

Vote For 1

111 TODD YOUNG.	188	100.00	188	0
-------------------------	-----	--------	-----	---

STATE REP DISTRICT 66

Vote For 1

NO CANDIDATE POSITION	0		0	0
---------------------------------	---	--	---	---

JUDGE CIRCUIT 4

Vote For 1

NO CANDIDATE POSITION	0		0	0
---------------------------------	---	--	---	---

CORONER

Vote For 1

125 TERRY CONWAY	92	50.27	92	0
126 MARK A. GOODLETT.	91	49.73	91	0

COMM DIST 1

Vote For 1

128 RICK STEPHENSON	150	100.00	150	0
-------------------------------	-----	--------	-----	---

COMM DIST 2

Vote For 1

130 JACK A. COFFMAN SR..	153	100.00	153	0
----------------------------------	-----	--------	-----	---

RUN DATE:05/08/12 08:45 PM

REPORT-EL30A PAGE 0008-03

0008 CHARLESTOWN 6

TOTAL VOTES % EAGLES IVO'S

COUNCIL AT-LARGE

Vote For 3

132 RONALD BROGAN.	48	11.68	48	0
133 ADAM HUTCHINSON	59	14.36	59	0
134 KELLY L. KHURI	139	33.82	139	0
135 CHUCK LATHAM	72	17.52	72	0
136 RYAN LYNCH.	50	12.17	50	0
137 MAC MCINTOSH	43	10.46	43	0

STATE DEL AT-LARGE

Vote For 18

168 ORRIS BENDER	52	4.18	52	0
169 MARVIN E. BOSTOCK JR.	52	4.18	52	0
170 RUSSELL BROOKSBANK	43	3.46	43	0
171 CAROLE CARTER.	47	3.78	47	0
172 E. WAYNE CARTER	36	2.90	36	0
173 KELLEY CURRAN.	73	5.87	73	0
174 LOIS ANN ENGBRETSON	43	3.46	43	0
175 LEAH FARRIS	47	3.78	47	0
176 JAMIE HUDGINS.	24	1.93	24	0
177 GARY R. KOPP	66	5.31	66	0
178 RYAN LYNCH.	49	3.94	49	0
179 JASPER MAY III	80	6.44	80	0
180 JERRY MCHUGH	48	3.86	48	0
181 LISA NOEL-GILL	52	4.18	52	0
182 DAVID REINHARDT	51	4.10	51	0
183 BARBARA ANN REYNOLDS	44	3.54	44	0
184 LYNN RHODEA	51	4.10	51	0
185 D. ERIC SCHANSBERG	53	4.26	53	0
186 TONY SINGLETON	44	3.54	44	0
187 R. MONTY SNELLING	94	7.56	94	0
188 MICHAEL R. VAUGHN	42	3.38	42	0
189 WIN WALKER, JR.	65	5.23	65	0
190 ABBIE L. ZASTAWNY	39	3.14	39	0
191 EDWARD "ED Z." ZASTAWNY	48	3.86	48	0

STATE DEL DIST 3

Vote For 5

206 SUE C. ATKINS.	51	8.17	51	0
207 WILLIAM W. ATKINS	39	6.25	39	0
208 CHARLES E. BRYANT	41	6.57	41	0
209 JASON B. COCHRAN.	31	4.97	31	0
210 MARK A. GOODLETT.	78	12.50	78	0
211 ADAM HUTCHINSON	35	5.61	35	0
212 JOHN HUTCHINSON	45	7.21	45	0
213 MARY ANNE HUTCHINSON	47	7.53	47	0
214 BRIAN JONES	48	7.69	48	0
215 KELLY L. KHURI	115	18.43	115	0
216 WILLIAM L. NOEL	50	8.01	50	0
217 ANTHONY J. STEWART	44	7.05	44	0

0008 CHARLESTOWN 6

TOTAL VOTES % EAGLES IVO'S

PRESIDENT

Vote For 1
105 BARACK OBAMA 78 100.00 78 0

US SENATOR

Vote For 1
108 JOE DONNELLY 78 100.00 78 0

GOVERNOR

Vote For 1
110 JOHN R. GREGG. 79 100.00 79 0

US REP IN CONG DIST 9

Vote For 1
112 JONATHAN GEORGE 38 31.67 38 0
113 JOHN GRIFFIN MILLER. 6 5.00 6 0
114 JOHN W. TILFORD 3 2.50 3 0
115 ROBERT WINNINGHAM 34 28.33 34 0
116 SHELLI YODER 39 32.50 39 0

STATE REP DISTRICT 66

Vote For 1
117 TERRY GOODIN 100 100.00 100 0

JUDGE CIRCUIT 4

Vote For 1
124 VICKI L. CARMICHAEL. 96 100.00 96 0

CORONER

Vote For 1
127 JOHN HALL 83 100.00 83 0

COMM DIST 1

Vote For 1
129 ED MEYER 78 100.00 78 0

COMM DIST 2

Vote For 1
131 LES YOUNG 74 100.00 74 0

RUN DATE:05/08/12 08:45 PM

REPORT-EL30A PAGE 0008-05

0008 CHARLESTOWN 6

	TOTAL VOTES	%	EAGLES	IVO'S
--	-------------	---	--------	-------

COUNCIL AT-LARGE

Vote For 3

138 DAVID RAY ABBOTT.	89	27.05	89	0
139 CHARLES KING	40	12.16	40	0
140 SUSAN POPP.	66	20.06	66	0
141 BRENDA ROSS	51	15.50	51	0
142 PERRY SMITH	31	9.42	31	0
143 KEVIN L. VISSING.	52	15.81	52	0

WE, THE UNDERSIGNED, DO HEREBY CERTIFY
THAT THE ABOVE RESULTS ARE A TRUE AND
ACCURATE ACCOUNT OF ALL BALLOTS COUNTED
AND THAT ALL COUNTERS WERE ZERO (0)
WHEN THE POLLS OPENED AND THAT THE
ELECTION WAS HELD IN ACCORDANCE WITH
THE LAWS OF THE STATE.

ELECTION JUDGE

ELECTION JUDGE

ELECTION JUDGE

0009 CHARLESTOWN 7

	TOTAL VOTES	%	EAGLES	IVO'S
REGISTERED VOTERS - TOTAL	2,733			
BALLOTS CAST - TOTAL	452		452	0
BALLOTS CAST - REPUBLICAN	266	58.85	266	0
BALLOTS CAST - DEMOCRATIC	186	41.15	186	0
VOTER TURNOUT - TOTAL		16.54		

0009 CHARLESTOWN 7

TOTAL VOTES % EAGLES IVO'S

PRESIDENT

Vote For 1				
101 NEWT GINGRICH.	13	5.16	13	0
102 RON PAUL	43	17.06	43	0
103 MITT ROMNEY	168	66.67	168	0
104 RICK SANTORUM.	28	11.11	28	0

US SENATOR

Vote For 1				
106 RICHARD G. LUGAR.	58	22.39	58	0
107 RICHARD E. MOURDOCK.	201	77.61	201	0

GOVERNOR

Vote For 1				
109 MIKE PENCE.	206	100.00	206	0

US REP IN CONG DIST 9

Vote For 1				
111 TODD YOUNG.	213	100.00	213	0

STATE REP DISTRICT 66

Vote For 1				
NO CANDIDATE POSITION	0		0	0

JUDGE CIRCUIT 4

Vote For 1				
NO CANDIDATE POSITION	0		0	0

CORONER

Vote For 1				
125 TERRY CONWAY	105	47.73	105	0
126 MARK A. GOODLETT.	115	52.27	115	0

COMM DIST 1

Vote For 1				
128 RICK STEPHENSON	184	100.00	184	0

COMM DIST 2

Vote For 1				
130 JACK A. COFFMAN SR..	192	100.00	192	0

0009 CHARLESTOWN 7

TOTAL VOTES % EAGLES IVO'S

COUNCIL AT-LARGE

Vote For 3

132 RONALD BROGAN	90	17.58	90	0
133 ADAM HUTCHINSON	70	13.67	70	0
134 KELLY L. KHURI	130	25.39	130	0
135 CHUCK LATHAM	91	17.77	91	0
136 RYAN LYNCH.	72	14.06	72	0
137 MAC MCINTOSH	59	11.52	59	0

PC CHARLESTOWN 07

Vote For 1

146 DENISE GLOVER.	101	47.64	101	0
147 ADAM HUTCHINSON	55	25.94	55	0
148 JASPER MAY III	56	26.42	56	0

STATE DEL AT-LARGE

Vote For 18

168 ORRIS BENDER	65	3.80	65	0
169 MARVIN E. BOSTOCK JR.	71	4.15	71	0
170 RUSSELL BROOKSBANK	61	3.56	61	0
171 CAROLE CARTER.	68	3.97	68	0
172 E. WAYNE CARTER	66	3.86	66	0
173 KELLEY CURRAN.	93	5.43	93	0
174 LOIS ANN ENGBRETSON	64	3.74	64	0
175 LEAH FARRIS	73	4.26	73	0
176 JAMIE HUDGINS.	42	2.45	42	0
177 GARY R. KOPP	99	5.78	99	0
178 RYAN LYNCH.	76	4.44	76	0
179 JASPER MAY III	85	4.96	85	0
180 JERRY MCHUGH	59	3.45	59	0
181 LISA NOEL-GILL	79	4.61	79	0
182 DAVID REINHARDT	80	4.67	80	0
183 BARBARA ANN REYNOLDS	67	3.91	67	0
184 LYNN RHODEA	62	3.62	62	0
185 D. ERIC SCHANSBERG	74	4.32	74	0
186 TONY SINGLETON	68	3.97	68	0
187 R. MONTY SNELLING	100	5.84	100	0
188 MICHAEL R. VAUGHN	50	2.92	50	0
189 WIN WALKER, JR.	80	4.67	80	0
190 ABBIE L. ZASTAWNY	57	3.33	57	0
191 EDWARD "ED Z." ZASTAWNY	73	4.26	73	0

RUN DATE:05/08/12 08:45 PM

REPORT-EL30A PAGE 0009-04

0009 CHARLESTOWN 7

	TOTAL VOTES	%	EAGLES	IVO'S
STATE DEL DIST 3				
Vote For 5				
206 SUE C. ATKINS.	59	7.76	59	0
207 WILLIAM W. ATKINS	56	7.37	56	0
208 CHARLES E. BRYANT	70	9.21	70	0
209 JASON B. COCHRAN.	39	5.13	39	0
210 MARK A. GOODLETT.	101	13.29	101	0
211 ADAM HUTCHINSON	50	6.58	50	0
212 JOHN HUTCHINSON	43	5.66	43	0
213 MARY ANNE HUTCHINSON	49	6.45	49	0
214 BRIAN JONES	69	9.08	69	0
215 KELLY L. KHURI	105	13.82	105	0
216 WILLIAM L. NOEL	69	9.08	69	0
217 ANTHONY J. STEWART	50	6.58	50	0

PREC REPORT-GROUP DETAIL

CLARK COUNTY, INDIANA
 PRIMARY ELECTION
 MAY 08, 2012
 DEMOCRATIC

Unofficial Results

RUN DATE:05/08/12 08:45 PM

REPORT-EL30A PAGE 0009-05

0009 CHARLESTOWN 7

TOTAL VOTES % EAGLES IVO'S

PRESIDENT

Vote For 1
 105 BARACK OBAMA 143 100.00 143 0

US SENATOR

Vote For 1
 108 JOE DONNELLY 136 100.00 136 0

GOVERNOR

Vote For 1
 110 JOHN R. GREGG. 139 100.00 139 0

US REP IN CONG DIST 9

Vote For 1
 112 JONATHAN GEORGE 21 12.57 21 0
 113 JOHN GRIFFIN MILLER. 9 5.39 9 0
 114 JOHN W. TILFORD 10 5.99 10 0
 115 ROBERT WINNINGHAM 62 37.13 62 0
 116 SHELLI YODER 65 38.92 65 0

STATE REP DISTRICT 66

Vote For 1
 117 TERRY GOODIN 156 100.00 156 0

JUDGE CIRCUIT 4

Vote For 1
 124 VICKI L. CARMICHAEL. 157 100.00 157 0

CORONER

Vote For 1
 127 JOHN HALL 142 100.00 142 0

COMM DIST 1

Vote For 1
 129 ED MEYER 133 100.00 133 0

COMM DIST 2

Vote For 1
 131 LES YOUNG 133 100.00 133 0

0009 CHARLESTOWN 7

	TOTAL VOTES	%	EAGLES	IVO'S
--	-------------	---	--------	-------

COUNCIL AT-LARGE

Vote For 3

138 DAVID RAY ABBOTT.	96	22.64	96	0
139 CHARLES KING	41	9.67	41	0
140 SUSAN POPP.	91	21.46	91	0
141 BRENDA ROSS	84	19.81	84	0
142 PERRY SMITH	45	10.61	45	0
143 KEVIN L. VISSING.	67	15.80	67	0

WE, THE UNDERSIGNED, DO HEREBY CERTIFY
THAT THE ABOVE RESULTS ARE A TRUE AND
ACCURATE ACCOUNT OF ALL BALLOTS COUNTED
AND THAT ALL COUNTERS WERE ZERO (0)
WHEN THE POLLS OPENED AND THAT THE
ELECTION WAS HELD IN ACCORDANCE WITH
THE LAWS OF THE STATE.

ELECTION JUDGE

ELECTION JUDGE

ELECTION JUDGE

PREC REPORT-GROUP DETAIL

CLARK COUNTY, INDIANA
PRIMARY ELECTION
MAY 08, 2012
STATISTICS

Unofficial Results

RUN DATE:05/08/12 08:45 PM

REPORT-EL30A PAGE 0010-01

0010 CHARLESTOWN 8

	TOTAL VOTES	%	EAGLES	IVO'S
REGISTERED VOTERS - TOTAL	1,054			
BALLOTS CAST - TOTAL	165		165	0
BALLOTS CAST - REPUBLICAN	89	53.94	89	0
BALLOTS CAST - DEMOCRATIC	76	46.06	76	0
VOTER TURNOUT - TOTAL		15.65		

RUN DATE:05/08/12 08:45 PM

REPORT-EL30A PAGE 0010-02

0010 CHARLESTOWN 8

TOTAL VOTES % EAGLES IVO'S

PRESIDENT

Vote For 1

101 NEWT GINGRICH.	3	3.49	3	0
102 RON PAUL	12	13.95	12	0
103 MITT ROMNEY	62	72.09	62	0
104 RICK SANTORUM.	9	10.47	9	0

US SENATOR

Vote For 1

106 RICHARD G. LUGAR.	20	22.73	20	0
107 RICHARD E. MOURDOCK.	68	77.27	68	0

GOVERNOR

Vote For 1

109 MIKE PENCE.	67	100.00	67	0
-------------------------	----	--------	----	---

US REP IN CONG DIST 9

Vote For 1

111 TODD YOUNG.	76	100.00	76	0
-------------------------	----	--------	----	---

STATE REP DISTRICT 66

Vote For 1

NO CANDIDATE POSITION	0		0	0
---------------------------------	---	--	---	---

JUDGE CIRCUIT 4

Vote For 1

NO CANDIDATE POSITION	0		0	0
---------------------------------	---	--	---	---

CORONER

Vote For 1

125 TERRY CONWAY	36	46.15	36	0
126 MARK A. GOODLETT.	42	53.85	42	0

COMM DIST 1

Vote For 1

128 RICK STEPHENSON	58	100.00	58	0
-------------------------------	----	--------	----	---

COMM DIST 2

Vote For 1

130 JACK A. COFFMAN SR..	64	100.00	64	0
----------------------------------	----	--------	----	---

RUN DATE:05/08/12 08:45 PM

0010 CHARLESTOWN 8

	TOTAL VOTES	%	EAGLES	IVO'S
COUNCIL AT-LARGE				
Vote For 3				
132 RONALD BROGAN.	28	17.07	28	0
133 ADAM HUTCHINSON	28	17.07	28	0
134 KELLY L. KHURI	41	25.00	41	0
135 CHUCK LATHAM	23	14.02	23	0
136 RYAN LYNCH.	17	10.37	17	0
137 MAC MCINTOSH	27	16.46	27	0

STATE DEL AT-LARGE

Vote For 18				
168 ORRIS BENDER	11	2.19	11	0
169 MARVIN E. BOSTOCK JR.	20	3.98	20	0
170 RUSSELL BROOKSBANK	11	2.19	11	0
171 CAROLE CARTER.	27	5.38	27	0
172 E. WAYNE CARTER	19	3.78	19	0
173 KELLEY CURRAN.	28	5.58	28	0
174 LOIS ANN ENGBRETSON	28	5.58	28	0
175 LEAH FARRIS	16	3.19	16	0
176 JAMIE HUDGINS.	20	3.98	20	0
177 GARY R. KOPP	24	4.78	24	0
178 RYAN LYNCH.	24	4.78	24	0
179 JASPER MAY III	14	2.79	14	0
180 JERRY MCHUGH	16	3.19	16	0
181 LISA NOEL-GILL	26	5.18	26	0
182 DAVID REINHARDT	22	4.38	22	0
183 BARBARA ANN REYNOLDS	27	5.38	27	0
184 LYNN RHODEA	21	4.18	21	0
185 D. ERIC SCHANSBERG	17	3.39	17	0
186 TONY SINGLETON	18	3.59	18	0
187 R. MONTY SNELLING	36	7.17	36	0
188 MICHAEL R. VAUGHN	17	3.39	17	0
189 WIN WALKER, JR.	21	4.18	21	0
190 ABBIE L. ZASTAWNY	20	3.98	20	0
191 EDWARD "ED Z." ZASTAWNY	19	3.78	19	0

STATE DEL DIST 2

Vote For 5				
200 ALLEN (JAMES) BOTTORFF.	42	24.14	42	0
201 R. THOMAS LOWE	32	18.39	32	0
202 DONALD M. STAHL	26	14.94	26	0
203 JIM ULASZEK	18	10.34	18	0
204 MARTINA WEBSTER	29	16.67	29	0
205 KEVIN G. WELZ.	27	15.52	27	0

RUN DATE:05/08/12 08:45 PM

REPORT-EL30A PAGE 0010-04

0010 CHARLESTOWN 8

TOTAL VOTES % EAGLES IVO'S

PRESIDENT

Vote For 1
105 BARACK OBAMA 53 100.00 53 0

US SENATOR

Vote For 1
108 JOE DONNELLY 49 100.00 49 0

GOVERNOR

Vote For 1
110 JOHN R. GREGG. 57 100.00 57 0

US REP IN CONG DIST 9

Vote For 1
112 JONATHAN GEORGE 11 17.19 11 0
113 JOHN GRIFFIN MILLER. 1 1.56 1 0
114 JOHN W. TILFORD 4 6.25 4 0
115 ROBERT WINNINGHAM 19 29.69 19 0
116 SHELLI YODER 29 45.31 29 0

STATE REP DISTRICT 66

Vote For 1
117 TERRY GOODIN 67 100.00 67 0

JUDGE CIRCUIT 4

Vote For 1
124 VICKI L. CARMICHAEL. 67 100.00 67 0

CORONER

Vote For 1
127 JOHN HALL 61 100.00 61 0

COMM DIST 1

Vote For 1
129 ED MEYER 62 100.00 62 0

COMM DIST 2

Vote For 1
131 LES YOUNG 53 100.00 53 0

RUN DATE:05/08/12 08:45 PM

REPORT-EL30A PAGE 0010-05

0010 CHARLESTOWN 8

	TOTAL VOTES	%	EAGLES	IVO'S
COUNCIL AT-LARGE				
Vote For 3				
138 DAVID RAY ABBOTT.	46	27.71	46	0
139 CHARLES KING	18	10.84	18	0
140 SUSAN POPP.	32	19.28	32	0
141 BRENDA ROSS	27	16.27	27	0
142 PERRY SMITH	16	9.64	16	0
143 KEVIN L. VISSING.	27	16.27	27	0

WE, THE UNDERSIGNED, DO HEREBY CERTIFY
THAT THE ABOVE RESULTS ARE A TRUE AND
ACCURATE ACCOUNT OF ALL BALLOTS COUNTED
AND THAT ALL COUNTERS WERE ZERO (0)
WHEN THE POLLS OPENED AND THAT THE
ELECTION WAS HELD IN ACCORDANCE WITH
THE LAWS OF THE STATE.

ELECTION JUDGE

ELECTION JUDGE

ELECTION JUDGE

0011 JEFFERSONVILLE 1

	TOTAL VOTES	%	EAGLES	IVO'S
REGISTERED VOTERS - TOTAL	871			
BALLOTS CAST - TOTAL	108		108	0
BALLOTS CAST - REPUBLICAN	45	41.67	45	0
BALLOTS CAST - DEMOCRATIC	63	58.33	63	0
VOTER TURNOUT - TOTAL		12.40		

RUN DATE:05/08/12 08:45 PM

REPORT-EL30A PAGE 0011-02

0011 JEFFERSONVILLE 1

TOTAL VOTES % EAGLES IVO'S

PRESIDENT

Vote For 1				
101 NEWT GINGRICH.	4	9.52	4	0
102 RON PAUL	7	16.67	7	0
103 MITT ROMNEY	30	71.43	30	0
104 RICK SANTORUM.	1	2.38	1	0

US SENATOR

Vote For 1				
106 RICHARD G. LUGAR.	23	51.11	23	0
107 RICHARD E. MOURDOCK.	22	48.89	22	0

GOVERNOR

Vote For 1				
109 MIKE PENCE.	31	100.00	31	0

US REP IN CONG DIST 9

Vote For 1				
111 TODD YOUNG.	30	100.00	30	0

STATE REP DISTRICT 71

Vote For 1				
NO CANDIDATE POSITION	0		0	0

JUDGE CIRCUIT 4

Vote For 1				
NO CANDIDATE POSITION	0		0	0

CORONER

Vote For 1				
125 TERRY CONWAY	17	50.00	17	0
126 MARK A. GOODLETT.	17	50.00	17	0

COMM DIST 1

Vote For 1				
128 RICK STEPHENSON	26	100.00	26	0

COMM DIST 2

Vote For 1				
130 JACK A. COFFMAN SR..	22	100.00	22	0

0011 JEFFERSONVILLE 1

TOTAL VOTES % EAGLES IVO'S

COUNCIL AT-LARGE

Vote For 3

132 RONALD BROGAN.	10	13.51	10	0
133 ADAM HUTCHINSON .	10	13.51	10	0
134 KELLY L. KHURI .	15	20.27	15	0
135 CHUCK LATHAM .	17	22.97	17	0
136 RYAN LYNCH. .	13	17.57	13	0
137 MAC MCINTOSH .	9	12.16	9	0

STATE DEL AT-LARGE

Vote For 18

168 ORRIS BENDER .	6	2.70	6	0
169 MARVIN E. BOSTOCK JR.	11	4.95	11	0
170 RUSSELL BROOKSBANK .	6	2.70	6	0
171 CAROLE CARTER. .	12	5.41	12	0
172 E. WAYNE CARTER .	12	5.41	12	0
173 KELLEY CURRAN. .	10	4.50	10	0
174 LOIS ANN ENGBRETSON	7	3.15	7	0
175 LEAH FARRIS .	10	4.50	10	0
176 JAMIE HUDGINS. .	5	2.25	5	0
177 GARY R. KOPP .	8	3.60	8	0
178 RYAN LYNCH. .	10	4.50	10	0
179 JASPER MAY III .	4	1.80	4	0
180 JERRY MCHUGH .	9	4.05	9	0
181 LISA NOEL-GILL .	11	4.95	11	0
182 DAVID REINHARDT .	10	4.50	10	0
183 BARBARA ANN REYNOLDS	5	2.25	5	0
184 LYNN RHODEA .	9	4.05	9	0
185 D. ERIC SCHANSBERG .	4	1.80	4	0
186 TONY SINGLETON .	8	3.60	8	0
187 R. MONTY SNELLING .	18	8.11	18	0
188 MICHAEL R. VAUGHN .	4	1.80	4	0
189 WIN WALKER, JR. .	15	6.76	15	0
190 ABBIE L. ZASTAWNY .	11	4.95	11	0
191 EDWARD "ED Z." ZASTAWNY	17	7.66	17	0

STATE DEL DIST 1

Vote For 5

192 TERESA J. BALLEW. .	12	13.04	12	0
193 RAYMOND DAVIS. .	10	10.87	10	0
194 RON GROOMS. .	26	28.26	26	0
195 JOSHUA L. GROWE .	2	2.17	2	0
196 SHELL LAW .	7	7.61	7	0
197 BRIAN LENFERT. .	12	13.04	12	0
198 MATTHEW "MATT" OWEN. .	16	17.39	16	0
199 GLENN A. PORZIG .	7	7.61	7	0

0011 JEFFERSONVILLE 1

TOTAL VOTES % EAGLES IVO'S

PRESIDENT

Vote For 1
 105 BARACK OBAMA 51 100.00 51 0

US SENATOR

Vote For 1
 108 JOE DONNELLY 47 100.00 47 0

GOVERNOR

Vote For 1
 110 JOHN R. GREGG. 47 100.00 47 0

US REP IN CONG DIST 9

Vote For 1
 112 JONATHAN GEORGE 9 16.36 9 0
 113 JOHN GRIFFIN MILLER. 3 5.45 3 0
 114 JOHN W. TILFORD 2 3.64 2 0
 115 ROBERT WINNINGHAM 17 30.91 17 0
 116 SHELLI YODER 24 43.64 24 0

STATE REP DISTRICT 71

Vote For 1
 121 STEVEN R. STEMLER 53 100.00 53 0

JUDGE CIRCUIT 4

Vote For 1
 124 VICKI L. CARMICHAEL. 50 100.00 50 0

CORONER

Vote For 1
 127 JOHN HALL 47 100.00 47 0

COMM DIST 1

Vote For 1
 129 ED MEYER 46 100.00 46 0

COMM DIST 2

Vote For 1
 131 LES YOUNG 44 100.00 44 0

RUN DATE:05/08/12 08:45 PM

REPORT-EL30A PAGE 0011-05

0011 JEFFERSONVILLE 1

	TOTAL VOTES	%	EAGLES	IVO'S
COUNCIL AT-LARGE				
Vote For 3				
138 DAVID RAY ABBOTT.	13	8.55	13	0
139 CHARLES KING	24	15.79	24	0
140 SUSAN POPP.	38	25.00	38	0
141 BRENDA ROSS	23	15.13	23	0
142 PERRY SMITH	27	17.76	27	0
143 KEVIN L. VISSING.	27	17.76	27	0

WE, THE UNDERSIGNED, DO HEREBY CERTIFY
THAT THE ABOVE RESULTS ARE A TRUE AND
ACCURATE ACCOUNT OF ALL BALLOTS COUNTED
AND THAT ALL COUNTERS WERE ZERO (0)
WHEN THE POLLS OPENED AND THAT THE
ELECTION WAS HELD IN ACCORDANCE WITH
THE LAWS OF THE STATE.

ELECTION JUDGE

ELECTION JUDGE

ELECTION JUDGE

PREC REPORT-GROUP DETAIL

CLARK COUNTY, INDIANA
PRIMARY ELECTION
MAY 08, 2012
STATISTICS

Unofficial Results

RUN DATE:05/08/12 08:45 PM

REPORT-EL30A PAGE 0012-01

0012 JEFFERSONVILLE 2

TOTAL VOTES % EAGLES IVO'S

REGISTERED VOTERS - TOTAL		697			
BALLOTS CAST - TOTAL	41	112	11	111	0
BALLOTS CAST - REPUBLICAN		41	36.94	41	0
BALLOTS CAST - DEMOCRATIC	41	71	70	70	0
VOTER TURNOUT - TOTAL			15.93		

PREC REPORT-GROUP DETAIL

CLARK COUNTY, INDIANA
 PRIMARY ELECTION
 MAY 08, 2012
 REPUBLICAN

Unofficial Results

RUN DATE:05/08/12 08:45 PM

REPORT-EL30A PAGE 0012-02

0012 JEFFERSONVILLE 2

	TOTAL VOTES	%	EAGLES	IVO'S
PRESIDENT				
Vote For 1				
101 NEWT GINGRICH.	2	5.71	2	0
102 RON PAUL	10	28.57	10	0
103 MITT ROMNEY	19	54.29	19	0
104 RICK SANTORUM.	4	11.43	4	0
US SENATOR				
Vote For 1				
106 RICHARD G. LUGAR.	21	52.50	21	0
107 RICHARD E. MOURDOCK.	19	47.50	19	0
GOVERNOR				
Vote For 1				
109 MIKE PENCE.	28	100.00	28	0
US REP IN CONG DIST 9				
Vote For 1				
111 TODD YOUNG.	27	100.00	27	0
STATE REP DISTRICT 71				
Vote For 1				
NO CANDIDATE POSITION	0		0	0
JUDGE CIRCUIT 4				
Vote For 1				
NO CANDIDATE POSITION	0		0	0
CORONER				
Vote For 1				
125 TERRY CONWAY	12	40.00	12	0
126 MARK A. GOODLETT.	18	60.00	18	0
COMM DIST 1				
Vote For 1				
128 RICK STEPHENSON	26	100.00	26	0
COMM DIST 2				
Vote For 1				
130 JACK A. COFFMAN SR..	24	100.00	24	0

0012 JEFFERSONVILLE 2

TOTAL VOTES % EAGLES IVO'S

COUNCIL AT-LARGE

Vote For 3

132 RONALD BROGAN.	12	17.39	12	0
133 ADAM HUTCHINSON .	11	15.94	11	0
134 KELLY L. KHURI .	13	18.84	13	0
135 CHUCK LATHAM .	8	11.59	8	0
136 RYAN LYNCH. .	11	15.94	11	0
137 MAC MCINTOSH .	14	20.29	14	0

STATE DEL AT-LARGE

Vote For 18

168 ORRIS BENDER .	8	3.62	8	0
169 MARVIN E. BOSTOCK JR.	7	3.17	7	0
170 RUSSELL BROOKSBANK .	8	3.62	8	0
171 CAROLE CARTER. .	9	4.07	9	0
172 E. WAYNE CARTER .	7	3.17	7	0
173 KELLEY CURRAN. .	16	7.24	16	0
174 LOIS ANN ENGBRETSON .	8	3.62	8	0
175 LEAH FARRIS .	10	4.52	10	0
176 JAMIE HUDGINS. .	5	2.26	5	0
177 GARY R. KOPP .	9	4.07	9	0
178 RYAN LYNCH. .	15	6.79	15	0
179 JASPER MAY III .	8	3.62	8	0
180 JERRY MCHUGH .	8	3.62	8	0
181 LISA NOEL-GILL .	10	4.52	10	0
182 DAVID REINHARDT .	11	4.98	11	0
183 BARBARA ANN REYNOLDS .	9	4.07	9	0
184 LYNN RHODEA .	6	2.71	6	0
185 D. ERIC SCHANSBERG .	11	4.98	11	0
186 TONY SINGLETON .	6	2.71	6	0
187 R. MONTY SNELLING .	13	5.88	13	0
188 MICHAEL R. VAUGHN .	4	1.81	4	0
189 WIN WALKER, JR. .	11	4.98	11	0
190 ABBIE L. ZASTAWNY .	8	3.62	8	0
191 EDWARD "ED Z." ZASTAWNY .	14	6.33	14	0

STATE DEL DIST 1

Vote For 5

192 TERESA J. BALLEW. .	12	14.81	12	0
193 RAYMOND DAVIS. .	7	8.64	7	0
194 RON GROOMS. .	20	24.69	20	0
195 JOSHUA L. GROWE .	6	7.41	6	0
196 SHELL LAW .	8	9.88	8	0
197 BRIAN LENFERT. .	8	9.88	8	0
198 MATTHEW "MATT" OWEN. .	13	16.05	13	0
199 GLENN A. PORZIG .	7	8.64	7	0

PREC REPORT-GROUP DETAIL

CLARK COUNTY, INDIANA
PRIMARY ELECTION
MAY 08, 2012
DEMOCRATIC

Unofficial Results

RUN DATE:05/08/12 08:45 PM

REPORT-EL30A PAGE 0012-04

0012 JEFFERSONVILLE 2

TOTAL VOTES % EAGLES IVO'S

PRESIDENT

Vote For 1
105 BARACK OBAMA 48 100.00 48 0

US SENATOR

Vote For 1
108 JOE DONNELLY +1 42 41 100.00 41 0

GOVERNOR

Vote For 1
110 JOHN R. GREGG. +1 42 41 100.00 41 0

US REP IN CONG DIST 9

Vote For 1
112 JONATHAN GEORGE +1 11 10 17.54 10 0
113 JOHN GRIFFIN MILLER. 1 1.75 1 0
114 JOHN W. TILFORD 1 1.75 1 0
115 ROBERT WINNINGHAM 24 42.11 24 0
116 SHELLI YODER 21 36.84 21 0

STATE REP DISTRICT 71

Vote For 1
121 STEVEN R. STEMLER +1 59 58 100.00 58 0

JUDGE CIRCUIT 4

Vote For 1
124 VICKI L. CARMICHAEL. 53 100.00 53 0

CORONER

Vote For 1
127 JOHN HALL 46 100.00 46 0

COMM DIST 1

Vote For 1
129 ED MEYER +1 47 46 100.00 46 0

COMM DIST 2

Vote For 1
131 LES YOUNG 40 100.00 40 0

PREC REPORT-GROUP DETAIL

CLARK COUNTY, INDIANA
PRIMARY ELECTION
MAY 08, 2012
DEMOCRATIC

Unofficial Results

RUN DATE:05/08/12 08:45 PM

REPORT-EL30A PAGE 0012-05

0012 JEFFERSONVILLE 2

	TOTAL VOTES	%	EAGLES	IVO'S
--	-------------	---	--------	-------

COUNCIL AT-LARGE

Vote For 3

138 DAVID RAY ABBOTT.	16	10.06	16	0
139 CHARLES KING	13	8.18	13	0
140 SUSAN POPP.	43	27.04	43	0
141 BRENDA ROSS	21	13.21	21	0
142 PERRY SMITH	31	19.50	31	0
143 KEVIN L. VISSING.	35	22.01	35	0

41 *36* *35*

WE, THE UNDERSIGNED, DO HEREBY CERTIFY
THAT THE ABOVE RESULTS ARE A TRUE AND
ACCURATE ACCOUNT OF ALL BALLOTS COUNTED
AND THAT ALL COUNTERS WERE ZERO (0)
WHEN THE POLLS OPENED AND THAT THE
ELECTION WAS HELD IN ACCORDANCE WITH
THE LAWS OF THE STATE.

ELECTION JUDGE

ELECTION JUDGE

ELECTION JUDGE

PREC REPORT-GROUP DETAIL

CLARK COUNTY, INDIANA
PRIMARY ELECTION
MAY 08, 2012
STATISTICS

Unofficial Results

RUN DATE:05/08/12 08:45 PM

REPORT-EL30A PAGE 0013-01

0013 JEFFERSONVILLE 3

	TOTAL VOTES	%	EAGLES	IVO'S
REGISTERED VOTERS - TOTAL	1,668			
BALLOTS CAST - TOTAL	139		139	0
BALLOTS CAST - REPUBLICAN	28	20.14	28	0
BALLOTS CAST - DEMOCRATIC	111	79.86	111	0
VOTER TURNOUT - TOTAL		8.33		

RUN DATE:05/08/12 08:45 PM

REPORT-EL30A PAGE 0013-02

0013 JEFFERSONVILLE 3

TOTAL VOTES % EAGLES IVO'S

PRESIDENT

Vote For 1

101 NEWT GINGRICH.	3	11.11	3	0
102 RON PAUL	4	14.81	4	0
103 MITT ROMNEY	16	59.26	16	0
104 RICK SANTORUM.	4	14.81	4	0

US SENATOR

Vote For 1

106 RICHARD G. LUGAR.	15	53.57	15	0
107 RICHARD E. MOURDOCK.	13	46.43	13	0

GOVERNOR

Vote For 1

109 MIKE PENCE.	17	100.00	17	0
-------------------------	----	--------	----	---

US REP IN CONG DIST 9

Vote For 1

111 TODD YOUNG.	19	100.00	19	0
-------------------------	----	--------	----	---

STATE REP DISTRICT 71

Vote For 1

NO CANDIDATE POSITION	0		0	0
---------------------------------	---	--	---	---

JUDGE CIRCUIT 4

Vote For 1

NO CANDIDATE POSITION	0		0	0
---------------------------------	---	--	---	---

CORONER

Vote For 1

125 TERRY CONWAY	12	50.00	12	0
126 MARK A. GOODLETT.	12	50.00	12	0

COMM DIST 1

Vote For 1

128 RICK STEPHENSON	18	100.00	18	0
-------------------------------	----	--------	----	---

COMM DIST 2

Vote For 1

130 JACK A. COFFMAN SR..	19	100.00	19	0
----------------------------------	----	--------	----	---

0013 JEFFERSONVILLE 3

TOTAL VOTES % EAGLES IVO'S

COUNCIL AT-LARGE

Vote For 3

132 RONALD BROGAN	9	14.29	9	0
133 ADAM HUTCHINSON	8	12.70	8	0
134 KELLY L. KHURI	16	25.40	16	0
135 CHUCK LATHAM	6	9.52	6	0
136 RYAN LYNCH.	18	28.57	18	0
137 MAC MCINTOSH	6	9.52	6	0

STATE DEL AT-LARGE

Vote For 18

168 ORRIS BENDER	1	.48	1	0
169 MARVIN E. BOSTOCK JR.	6	2.88	6	0
170 RUSSELL BROOKSBANK	5	2.40	5	0
171 CAROLE CARTER.	10	4.81	10	0
172 E. WAYNE CARTER	9	4.33	9	0
173 KELLEY CURRAN.	8	3.85	8	0
174 LOIS ANN ENGBRETSON	10	4.81	10	0
175 LEAH FARRIS	10	4.81	10	0
176 JAMIE HUDGINS.	9	4.33	9	0
177 GARY R. KOPP	9	4.33	9	0
178 RYAN LYNCH.	15	7.21	15	0
179 JASPER MAY III	5	2.40	5	0
180 JERRY MCHUGH	8	3.85	8	0
181 LISA NOEL-GILL	9	4.33	9	0
182 DAVID REINHARDT	5	2.40	5	0
183 BARBARA ANN REYNOLDS	12	5.77	12	0
184 LYNN RHODEA	9	4.33	9	0
185 D. ERIC SCHANSBERG	7	3.37	7	0
186 TONY SINGLETON	10	4.81	10	0
187 R. MONTY SNELLING	9	4.33	9	0
188 MICHAEL R. VAUGHN	11	5.29	11	0
189 WIN WALKER, JR.	11	5.29	11	0
190 ABBIE L. ZASTAWNY	10	4.81	10	0
191 EDWARD "ED Z." ZASTAWNY	10	4.81	10	0

STATE DEL DIST 1

Vote For 5

192 TERESA J. BALLEW.	11	14.67	11	0
193 RAYMOND DAVIS.	6	8.00	6	0
194 RON GROOMS.	16	21.33	16	0
195 JOSHUA L. GROWE	5	6.67	5	0
196 SHELL LAW	5	6.67	5	0
197 BRIAN LENFERT.	11	14.67	11	0
198 MATTHEW "MATT" OWEN.	21	28.00	21	0
199 GLENN A. PORZIG	0		0	0

PREC REPORT-GROUP DETAIL

CLARK COUNTY, INDIANA
PRIMARY ELECTION
MAY 08, 2012
DEMOCRATIC

Unofficial Results

RUN DATE:05/08/12 08:45 PM

REPORT-EL30A PAGE 0013-04

0013 JEFFERSONVILLE 3

	TOTAL VOTES	%	EAGLES	IVO'S
PRESIDENT				
Vote For 1				
105 BARACK OBAMA	101	100.00	101	0
US SENATOR				
Vote For 1				
108 JOE DONNELLY	75	100.00	75	0
GOVERNOR				
Vote For 1				
110 JOHN R. GREGG.	73	100.00	73	0
US REP IN CONG DIST 9				
Vote For 1				
112 JONATHAN GEORGE	17	17.35	17	0
113 JOHN GRIFFIN MILLER.	9	9.18	9	0
114 JOHN W. TILFORD	4	4.08	4	0
115 ROBERT WINNINGHAM	17	17.35	17	0
116 SHELLI YODER	51	52.04	51	0
STATE REP DISTRICT 71				
Vote For 1				
121 STEVEN R. STEMLER	89	100.00	89	0
JUDGE CIRCUIT 4				
Vote For 1				
124 VICKI L. CARMICHAEL.	88	100.00	88	0
CORONER				
Vote For 1				
127 JOHN HALL	79	100.00	79	0
COMM DIST 1				
Vote For 1				
129 ED MEYER	75	100.00	75	0
COMM DIST 2				
Vote For 1				
131 LES YOUNG	68	100.00	68	0

0013 JEFFERSONVILLE 3

	TOTAL VOTES	%	EAGLES	IVO'S
--	-------------	---	--------	-------

COUNCIL AT-LARGE

Vote For 3

138 DAVID RAY ABBOTT.	25	11.06	25	0
139 CHARLES KING	24	10.62	24	0
140 SUSAN POPP.	48	21.24	48	0
141 BRENDA ROSS	47	20.80	47	0
142 PERRY SMITH	34	15.04	34	0
143 KEVIN L. VISSING.	48	21.24	48	0

WE, THE UNDERSIGNED, DO HEREBY CERTIFY
THAT THE ABOVE RESULTS ARE A TRUE AND
ACCURATE ACCOUNT OF ALL BALLOTS COUNTED
AND THAT ALL COUNTERS WERE ZERO (0)
WHEN THE POLLS OPENED AND THAT THE
ELECTION WAS HELD IN ACCORDANCE WITH
THE LAWS OF THE STATE.

ELECTION JUDGE

ELECTION JUDGE

ELECTION JUDGE

PREC REPORT-GROUP DETAIL

CLARK COUNTY, INDIANA
PRIMARY ELECTION
MAY 08, 2012
STATISTICS

Unofficial Results

RUN DATE:05/08/12 08:45 PM

REPORT-EL30A PAGE 0014-01

0014 JEFFERSONVILLE 4

	TOTAL VOTES	%	EAGLES	IVO'S
REGISTERED VOTERS - TOTAL	1,175			
BALLOTS CAST - TOTAL	162		162	0
BALLOTS CAST - REPUBLICAN	62	38.27	62	0
BALLOTS CAST - DEMOCRATIC	100	61.73	100	0
VOTER TURNOUT - TOTAL		13.79		

0014 JEFFERSONVILLE 4

TOTAL VOTES % EAGLES IVO'S

PRESIDENT

Vote For 1

101 NEWT GINGRICH.	6	10.53	6	0
102 RON PAUL	6	10.53	6	0
103 MITT ROMNEY	39	68.42	39	0
104 RICK SANTORUM.	6	10.53	6	0

US SENATOR

Vote For 1

106 RICHARD G. LUGAR.	19	30.65	19	0
107 RICHARD E. MOURDOCK.	43	69.35	43	0

GOVERNOR

Vote For 1

109 MIKE PENCE.	51	100.00	51	0
-------------------------	----	--------	----	---

US REP IN CONG DIST 9

Vote For 1

111 TODD YOUNG.	50	100.00	50	0
-------------------------	----	--------	----	---

STATE REP DISTRICT 71

Vote For 1

NO CANDIDATE POSITION	0		0	0
---------------------------------	---	--	---	---

JUDGE CIRCUIT 4

Vote For 1

NO CANDIDATE POSITION	0		0	0
---------------------------------	---	--	---	---

CORONER

Vote For 1

125 TERRY CONWAY	25	50.00	25	0
126 MARK A. GOODLETT.	25	50.00	25	0

COMM DIST 1

Vote For 1

128 RICK STEPHENSON	43	100.00	43	0
-------------------------------	----	--------	----	---

COMM DIST 2

Vote For 1

130 JACK A. COFFMAN SR..	45	100.00	45	0
----------------------------------	----	--------	----	---

0014 JEFFERSONVILLE 4

TOTAL VOTES % EAGLES IVO'S

COUNCIL AT-LARGE

Vote For 3

132 RONALD BROGAN	31	24.60	31	0
133 ADAM HUTCHINSON	19	15.08	19	0
134 KELLY L. KHURI	19	15.08	19	0
135 CHUCK LATHAM	24	19.05	24	0
136 RYAN LYNCH.	19	15.08	19	0
137 MAC MCINTOSH	14	11.11	14	0

STATE DEL AT-LARGE

Vote For 18

168 ORRIS BENDER	11	2.86	11	0
169 MARVIN E. BOSTOCK JR.	20	5.19	20	0
170 RUSSELL BROOKSBANK	8	2.08	8	0
171 CAROLE CARTER.	17	4.42	17	0
172 E. WAYNE CARTER	19	4.94	19	0
173 KELLEY CURRAN.	17	4.42	17	0
174 LOIS ANN ENGBRETSON	20	5.19	20	0
175 LEAH FARRIS	15	3.90	15	0
176 JAMIE HUDGINS.	11	2.86	11	0
177 GARY R. KOPP	15	3.90	15	0
178 RYAN LYNCH.	15	3.90	15	0
179 JASPER MAY III	8	2.08	8	0
180 JERRY MCHUGH	11	2.86	11	0
181 LISA NOEL-GILL	20	5.19	20	0
182 DAVID REINHARDT	20	5.19	20	0
183 BARBARA ANN REYNOLDS	12	3.12	12	0
184 LYNN RHODEA	8	2.08	8	0
185 D. ERIC SCHANSBERG	10	2.60	10	0
186 TONY SINGLETON	22	5.71	22	0
187 R. MONTY SNELLING	32	8.31	32	0
188 MICHAEL R. VAUGHN	9	2.34	9	0
189 WIN WALKER, JR.	27	7.01	27	0
190 ABBIE L. ZASTAWNY	19	4.94	19	0
191 EDWARD "ED Z." ZASTAWNY	19	4.94	19	0

STATE DEL DIST 1

Vote For 5

192 TERESA J. BALLEW.	18	11.39	18	0
193 RAYMOND DAVIS.	14	8.86	14	0
194 RON GROOMS.	38	24.05	38	0
195 JOSHUA L. GROWE	11	6.96	11	0
196 SHELL LAW	19	12.03	19	0
197 BRIAN LENFERT.	17	10.76	17	0
198 MATTHEW "MATT" OWEN.	33	20.89	33	0
199 GLENN A. PORZIG	8	5.06	8	0

0014 JEFFERSONVILLE 4

TOTAL VOTES % EAGLES IVO'S

PRESIDENT

Vote For 1

105 BARACK OBAMA 83 100.00 83 0

US SENATOR

Vote For 1

108 JOE DONNELLY 72 100.00 72 0

GOVERNOR

Vote For 1

110 JOHN R. GREGG. 67 100.00 67 0

US REP IN CONG DIST 9

Vote For 1

112 JONATHAN GEORGE 14 14.58 14 0
113 JOHN GRIFFIN MILLER. 1 1.04 1 0
114 JOHN W. TILFORD 4 4.17 4 0
115 ROBERT WINNINGHAM 47 48.96 47 0
116 SHELLI YODER 30 31.25 30 0

STATE REP DISTRICT 71

Vote For 1

121 STEVEN R. STEMLER 82 100.00 82 0

JUDGE CIRCUIT 4

Vote For 1

124 VICKI L. CARMICHAEL. 83 100.00 83 0

CORONER

Vote For 1

127 JOHN HALL 71 100.00 71 0

COMM DIST 1

Vote For 1

129 ED MEYER 66 100.00 66 0

COMM DIST 2

Vote For 1

131 LES YOUNG 65 100.00 65 0

PREC REPORT-GROUP DETAIL

CLARK COUNTY, INDIANA
PRIMARY ELECTION
MAY 08, 2012
DEMOCRATIC

Unofficial Results

RUN DATE:05/08/12 08:45 PM

REPORT-EL30A PAGE 0014-05

0014 JEFFERSONVILLE 4

	TOTAL VOTES	%	EAGLES	IVO'S
--	-------------	---	--------	-------

COUNCIL AT-LARGE

Vote For 3

138 DAVID RAY ABBOTT.	19	8.44	19	0
139 CHARLES KING	28	12.44	28	0
140 SUSAN POPP.	53	23.56	53	0
141 BRENDA ROSS	29	12.89	29	0
142 PERRY SMITH	41	18.22	41	0
143 KEVIN L. VISSING.	55	24.44	55	0

WE, THE UNDERSIGNED, DO HEREBY CERTIFY
THAT THE ABOVE RESULTS ARE A TRUE AND
ACCURATE ACCOUNT OF ALL BALLOTS COUNTED
AND THAT ALL COUNTERS WERE ZERO (0)
WHEN THE POLLS OPENED AND THAT THE
ELECTION WAS HELD IN ACCORDANCE WITH
THE LAWS OF THE STATE.

ELECTION JUDGE

ELECTION JUDGE

ELECTION JUDGE

PREC REPORT-GROUP DETAIL

CLARK COUNTY, INDIANA
PRIMARY ELECTION
MAY 08, 2012
STATISTICS

Unofficial Results

RUN DATE:05/08/12 08:45 PM

REPORT-EL30A PAGE 0015-01

0015 JEFFERSONVILLE 5

	TOTAL VOTES	%	EAGLES	IVO'S
REGISTERED VOTERS - TOTAL	1,126			
BALLOTS CAST - TOTAL	156		156	0
BALLOTS CAST - REPUBLICAN	42	26.92	42	0
BALLOTS CAST - DEMOCRATIC	114	73.08	114	0
VOTER TURNOUT - TOTAL		13.85		

0015 JEFFERSONVILLE 5

	TOTAL VOTES	%	EAGLES	IVO'S
PRESIDENT				
Vote For 1				
101 NEWT GINGRICH.	4	9.52	4	0
102 RON PAUL	8	19.05	8	0
103 MITT ROMNEY	27	64.29	27	0
104 RICK SANTORUM.	3	7.14	3	0
US SENATOR				
Vote For 1				
106 RICHARD G. LUGAR.	12	28.57	12	0
107 RICHARD E. MOURDOCK.	30	71.43	30	0
GOVERNOR				
Vote For 1				
109 MIKE PENCE.	35	100.00	35	0
US REP IN CONG DIST 9				
Vote For 1				
111 TODD YOUNG.	35	100.00	35	0
STATE REP DISTRICT 71				
Vote For 1				
NO CANDIDATE POSITION	0		0	0
JUDGE CIRCUIT 4				
Vote For 1				
NO CANDIDATE POSITION	0		0	0
CORONER				
Vote For 1				
125 TERRY CONWAY	17	45.95	17	0
126 MARK A. GOODLETT.	20	54.05	20	0
COMM DIST 1				
Vote For 1				
128 RICK STEPHENSON	30	100.00	30	0
COMM DIST 2				
Vote For 1				
130 JACK A. COFFMAN SR..	31	100.00	31	0



0015 JEFFERSONVILLE 5

TOTAL VOTES % EAGLES IVO'S

COUNCIL AT-LARGE

Vote For 3

132 RONALD BROGAN	25	30.12	25	0
133 ADAM HUTCHINSON	6	7.23	6	0
134 KELLY L. KHURI	16	19.28	16	0
135 CHUCK LATHAM	13	15.66	13	0
136 RYAN LYNCH.	12	14.46	12	0
137 MAC MCINTOSH	11	13.25	11	0

STATE DEL AT-LARGE

Vote For 18

168 ORRIS BENDER	6	2.08	6	0
169 MARVIN E. BOSTOCK JR.	12	4.15	12	0
170 RUSSELL BROOKSBANK	8	2.77	8	0
171 CAROLE CARTER.	11	3.81	11	0
172 E. WAYNE CARTER	15	5.19	15	0
173 KELLEY CURRAN.	15	5.19	15	0
174 LOIS ANN ENGBRETSON	15	5.19	15	0
175 LEAH FARRIS	13	4.50	13	0
176 JAMIE HUDGINS.	9	3.11	9	0
177 GARY R. KOPP	12	4.15	12	0
178 RYAN LYNCH.	15	5.19	15	0
179 JASPER MAY III	7	2.42	7	0
180 JERRY MCHUGH	8	2.77	8	0
181 LISA NOEL-GILL	15	5.19	15	0
182 DAVID REINHARDT	13	4.50	13	0
183 BARBARA ANN REYNOLDS	13	4.50	13	0
184 LYNN RHODEA	7	2.42	7	0
185 D. ERIC SCHANSBERG	6	2.08	6	0
186 TONY SINGLETON	14	4.84	14	0
187 R. MONTY SNELLING	21	7.27	21	0
188 MICHAEL R. VAUGHN	9	3.11	9	0
189 WIN WALKER, JR.	15	5.19	15	0
190 ABBIE L. ZASTAWNY	14	4.84	14	0
191 EDWARD "ED Z." ZASTAWNY	16	5.54	16	0

STATE DEL DIST 1

Vote For 5

192 TERESA J. BALLEW.	19	17.27	19	0
193 RAYMOND DAVIS.	8	7.27	8	0
194 RON GROOMS.	27	24.55	27	0
195 JOSHUA L. GROWE	9	8.18	9	0
196 SHELL LAW	15	13.64	15	0
197 BRIAN LENFERT.	11	10.00	11	0
198 MATTHEW "MATT" OWEN.	16	14.55	16	0
199 GLENN A. PORZIG	5	4.55	5	0

0015 JEFFERSONVILLE 5

TOTAL VOTES % EAGLES IVO'S

PRESIDENT

Vote For 1

105 BARACK OBAMA 89 100.00 89 0

US SENATOR

Vote For 1

108 JOE DONNELLY 85 100.00 85 0

GOVERNOR

Vote For 1

110 JOHN R. GREGG. 82 100.00 82 0

US REP IN CONG DIST 9

Vote For 1

112 JONATHAN GEORGE 15 15.15 15 0

113 JOHN GRIFFIN MILLER. 6 6.06 6 0

114 JOHN W. TILFORD 2 2.02 2 0

115 ROBERT WINNINGHAM 35 35.35 35 0

116 SHELLI YODER 41 41.41 41 0

STATE REP DISTRICT 71

Vote For 1

121 STEVEN R. STEMLER 98 100.00 98 0

JUDGE CIRCUIT 4

Vote For 1

124 VICKI L. CARMICHAEL. 97 100.00 97 0

CORONER

Vote For 1

127 JOHN HALL 89 100.00 89 0

COMM DIST 1

Vote For 1

129 ED MEYER 86 100.00 86 0

COMM DIST 2

Vote For 1

131 LES YOUNG 85 100.00 85 0

RUN DATE:05/08/12 08:45 PM

REPORT-EL30A PAGE 0015-05

0015 JEFFERSONVILLE 5

TOTAL VOTES % EAGLES IVO'S

COUNCIL AT-LARGE

Vote For 3

138 DAVID RAY ABBOTT.	20	8.03	20	0
139 CHARLES KING	20	8.03	20	0
140 SUSAN POPP.	66	26.51	66	0
141 BRENDA ROSS	37	14.86	37	0
142 PERRY SMITH	49	19.68	49	0
143 KEVIN L. VISSING.	57	22.89	57	0

WE, THE UNDERSIGNED, DO HEREBY CERTIFY
THAT THE ABOVE RESULTS ARE A TRUE AND
ACCURATE ACCOUNT OF ALL BALLOTS COUNTED
AND THAT ALL COUNTERS WERE ZERO (0)
WHEN THE POLLS OPENED AND THAT THE
ELECTION WAS HELD IN ACCORDANCE WITH
THE LAWS OF THE STATE.

ELECTION JUDGE

ELECTION JUDGE

ELECTION JUDGE

PREC REPORT-GROUP DETAIL

CLARK COUNTY, INDIANA
PRIMARY ELECTION
MAY 08, 2012
STATISTICS

Unofficial Results

RUN DATE:05/08/12 08:45 PM

REPORT-EL30A PAGE 0016-01

0016 JEFFERSONVILLE 6

	TOTAL VOTES	%	EAGLES	IVO'S
--	-------------	---	--------	-------

REGISTERED VOTERS - TOTAL	1,213			
BALLOTS CAST - TOTAL	112 113		112	0
BALLOTS CAST - REPUBLICAN	55 56	49.11	55	0
BALLOTS CAST - DEMOCRATIC	57	50.89	57	0
VOTER TURNOUT - TOTAL		9.23		

PREC REPORT-GROUP DETAIL

CLARK COUNTY, INDIANA
 PRIMARY ELECTION
 MAY 08, 2012
 REPUBLICAN

Unofficial Results

RUN DATE:05/08/12 08:45 PM

REPORT-EL30A PAGE 0016-02

0016 JEFFERSONVILLE 6

TOTAL VOTES % EAGLES IVO'S

PRESIDENT

Vote For 1					
101 NEWT GINGRICH.	5	9.62	5	0	
102 RON PAUL	7	13.46	7	0	
103 MITT ROMNEY	38 37	71.15	37	0	
104 RICK SANTORUM.	3	5.77	3	0	

US SENATOR

Vote For 1					
106 RICHARD G. LUGAR.	11 10	19.23	10	0	
107 RICHARD E. MOURDOCK.	42	80.77	42	0	

GOVERNOR

Vote For 1					
109 MIKE PENCE.	44 45	100.00	44	0	

US REP IN CONG DIST 9

Vote For 1					
111 TODD YOUNG.	42 43	100.00	42	0	

STATE REP DISTRICT 71

Vote For 1					
NO CANDIDATE POSITION	0		0	0	

JUDGE CIRCUIT 4

Vote For 1					
NO CANDIDATE POSITION	0		0	0	

CORONER

Vote For 1					
125 TERRY CONWAY	25	59.52	25	0	
126 MARK A. GOODLETT.	17	40.48	17	0	

COMM DIST 1

Vote For 1					
128 RICK STEPHENSON	37	100.00	37	0	

COMM DIST 2

Vote For 1					
130 JACK A. COFFMAN SR.	36 37	100.00	36	0	

0016 JEFFERSONVILLE 6

TOTAL VOTES % EAGLES IVO'S

COUNCIL AT-LARGE

Vote For 3

132 RONALD BROGAN.	24	22.02	24	0
133 ADAM HUTCHINSON	15	13.76	15	0
134 KELLY L. KHURI	16	14.68	16	0
135 CHUCK LATHAM	19	17.43	19	0
136 RYAN LYNCH.	+1 22 21	19.27	21	0
137 MAC MCINTOSH	14	12.84	14	0

STATE DEL AT-LARGE

Vote For 18

168 ORRIS BENDER	16	3.28	16	0
169 MARVIN E. BOSTOCK JR.	21	4.30	21	0
170 RUSSELL BROOKSBANK	12	2.46	12	0
171 CAROLE CARTER	20	4.10	20	0
172 E. WAYNE CARTER	21	4.30	21	0
173 KELLEY CURRAN	20	4.10	20	0
174 LOIS ANN ENGBRETSON	15	3.07	15	0
175 LEAH FARRIS	21	4.30	21	0
176 JAMIE HUDGINS	16	3.28	16	0
177 GARY R. KOPP	23	4.71	23	0
178 RYAN LYNCH.	+1 26 25	5.12	25	0
179 JASPER MAY III	12	2.46	12	0
180 JERRY MCHUGH	15	3.07	15	0
181 LISA NOEL-GILL	29	5.94	29	0
182 DAVID REINHARDT	+1 25 24	4.92	24	0
183 BARBARA ANN REYNOLDS	24	4.92	24	0
184 LYNN RHODEA	15	3.07	15	0
185 D. ERIC SCHANSBERG	18	3.69	18	0
186 TONY SINGLETON	23	4.71	23	0
187 R. MONTY SNELLING	+1 27 26	5.33	26	0
188 MICHAEL R. VAUGHN	21	4.30	21	0
189 WIN WALKER, JR.	23	4.71	23	0
190 ABBIE L. ZASTAWNY	+1 24 23	4.71	23	0
191 EDWARD "ED Z." ZASTAWNY	+1 26 25	5.12	25	0

STATE DEL DIST 1

Vote For 5

192 TERESA J. BALLEW	19	12.26	19	0
193 RAYMOND DAVIS	18	11.61	18	0
194 RON GROOMS	30	19.35	30	0
195 JOSHUA L. GROWE	22	14.19	22	0
196 SHELL LAW	17	10.97	17	0
197 BRIAN LENFERT	+1 18 17	10.97	17	0
198 MATTHEW "MATT" OWEN	+1 27 26	16.77	26	0
199 GLENN A. PORZIG	6	3.87	6	0

0016 JEFFERSONVILLE 6

TOTAL VOTES % EAGLES IVO'S

PRESIDENT

Vote For 1

105 BARACK OBAMA 47 100.00 47 0

US SENATOR

Vote For 1

108 JOE DONNELLY 44 100.00 44 0

GOVERNOR

Vote For 1

110 JOHN R. GREGG. 43 100.00 43 0

US REP IN CONG DIST 9

Vote For 1

112 JONATHAN GEORGE 8 15.09 8 0

113 JOHN GRIFFIN MILLER. 5 9.43 5 0

114 JOHN W. TILFORD 1 1.89 1 0

115 ROBERT WINNINGHAM 18 33.96 18 0

116 SHELLI YODER 21 39.62 21 0

STATE REP DISTRICT 71

Vote For 1

121 STEVEN R. STEMLER 49 100.00 49 0

JUDGE CIRCUIT 4

Vote For 1

124 VICKI L. CARMICHAEL. 49 100.00 49 0

CORONER

Vote For 1

127 JOHN HALL 45 100.00 45 0

COMM DIST 1

Vote For 1

129 ED MEYER 46 100.00 46 0

COMM DIST 2

Vote For 1

131 LES YOUNG 43 100.00 43 0

0016 JEFFERSONVILLE 6

	TOTAL VOTES	%	EAGLES	IVO'S
--	-------------	---	--------	-------

COUNCIL AT-LARGE

Vote For 3

138 DAVID RAY ABBOTT.	20	14.39	20	0
139 CHARLES KING	9	6.47	9	0
140 SUSAN POPP.	33	23.74	33	0
141 BRENDA ROSS	23	16.55	23	0
142 PERRY SMITH	27	19.42	27	0
143 KEVIN L. VISSING.	27	19.42	27	0

WE, THE UNDERSIGNED, DO HEREBY CERTIFY
THAT THE ABOVE RESULTS ARE A TRUE AND
ACCURATE ACCOUNT OF ALL BALLOTS COUNTED
AND THAT ALL COUNTERS WERE ZERO (0)
WHEN THE POLLS OPENED AND THAT THE
ELECTION WAS HELD IN ACCORDANCE WITH
THE LAWS OF THE STATE.

ELECTION JUDGE

ELECTION JUDGE

ELECTION JUDGE

PREC REPORT-GROUP DETAIL

CLARK COUNTY, INDIANA
PRIMARY ELECTION
MAY 08, 2012
STATISTICS

Unofficial Results

RUN DATE:05/08/12 08:45 PM

REPORT-EL30A PAGE 0017-01

0017 JEFFERSONVILLE 7

TOTAL VOTES % EAGLES IVO'S

REGISTERED VOTERS - TOTAL	1,011			
BALLOTS CAST - TOTAL	220		220	0
BALLOTS CAST - REPUBLICAN	112	50.91	112	0
BALLOTS CAST - DEMOCRATIC	108	49.09	108	0
VOTER TURNOUT - TOTAL		21.76		

0017 JEFFERSONVILLE 7

	TOTAL VOTES	%	EAGLES	IVO'S
PRESIDENT				
Vote For 1				
101 NEWT GINGRICH.	7	6.80	7	0
102 RON PAUL	19	18.45	19	0
103 MITT ROMNEY	+1 70 69	66.99	69	0
104 RICK SANTORUM.	8	7.77	8	0

US SENATOR

Vote For 1				
106 RICHARD G. LUGAR.	37	33.33	37	0
107 RICHARD E. MOURDOCK.	+1 75 74	66.67	74	0

GOVERNOR

Vote For 1				
109 MIKE PENCE.	+1 87 86	100.00	86	0

US REP IN CONG DIST 9

Vote For 1				
111 TODD YOUNG.	+1 82 81	100.00	81	0

STATE REP DISTRICT 71

Vote For 1				
NO CANDIDATE POSITION	0		0	0

JUDGE CIRCUIT 4

Vote For 1				
NO CANDIDATE POSITION	0		0	0

CORONER

Vote For 1				
125 TERRY CONWAY	39	52.00	39	0
126 MARK A. GOODLETT.	+1 37 36	48.00	36	0

COMM DIST 1

Vote For 1				
128 RICK STEPHENSON	67	100.00	67	0

COMM DIST 2

Vote For 1				
130 JACK A. COFFMAN SR.	65	100.00	65	0



RUN DATE:05/08/12 08:45 PM

REPORT-EL30A PAGE 0017-03

0017 JEFFERSONVILLE 7

TOTAL VOTES % EAGLES IVO'S

COUNCIL AT-LARGE

Vote For 3

132 RONALD BROGAN.		60	28.44	60	0
133 ADAM HUTCHINSON.	+1	27	12.32	26	0
134 KELLY L. KHURI		39	18.48	39	0
135 CHUCK LATHAM		40	18.96	40	0
136 RYAN LYNCH.	+1	33	15.17	32	0
137 MAC MCINTOSH	+1	15	6.64	14	0

STATE DEL AT-LARGE

Vote For 18

168 ORRIS BENDER	+1	15	2.17	14	0
169 MARVIN E. BOSTOCK JR.		26	4.03	26	0
170 RUSSELL BROOKSBANK		12	1.86	12	0
171 CAROLE CARTER.		28	4.34	28	0
172 E. WAYNE CARTER		26	4.03	26	0
173 KELLEY CURRAN.		27	4.19	27	0
174 LOIS ANN ENGBRETSON		31	4.81	31	0
175 LEAH FARRIS		19	2.95	19	0
176 JAMIE HUDGINS.		13	2.02	13	0
177 GARY R. KOPP	+1	31	4.65	30	0
178 RYAN LYNCH.	+1	35	5.27	34	0
179 JASPER MAY III		18	2.79	18	0
180 JERRY MCHUGH		19	2.95	19	0
181 LISA NOEL-GILL		27	4.19	27	0
182 DAVID REINHARDT	+1	41	6.20	40	0
183 BARBARA ANN REYNOLDS	+1	23	3.41	22	0
184 LYNN RHODEA		22	3.41	22	0
185 D. ERIC SCHANSBERG		26	4.03	26	0
186 TONY SINGLETON		23	3.57	23	0
187 R. MONTY SNEILING	+1	54	8.22	53	0
188 MICHAEL R. VAUGHN		19	2.95	19	0
189 WIN WALKER, JR.		45	6.98	45	0
190 ABBIE L. ZASTAWNY		31	4.81	31	0
191 EDWARD "ED Z." ZASTAWNY	+1	41	6.20	40	0

STATE DEL DIST 1

Vote For 5

192 TERESA J. BALLEW.		44	15.88	44	0
193 RAYMOND DAVIS.		18	6.50	18	0
194 RON GROOMS.	+1	72	25.63	71	0
195 JOSHUA L. GROWE		10	3.61	10	0
196 SHELL LAW	+1	26	9.03	25	0
197 BRIAN LENFERT.		34	12.27	34	0
198 MATTHEW "MATT" OWEN.	+1	60	21.30	59	0
199 GLENN A. PORZIG		16	5.78	16	0

RUN DATE:05/08/12 08:45 PM

REPORT-EL30A PAGE 0017-04

0017 JEFFERSONVILLE 7

	TOTAL VOTES	%	EAGLES	IVO'S
--	-------------	---	--------	-------

PRESIDENT

Vote For 1

105 BARACK OBAMA	79	100.00	79	0
----------------------------	----	--------	----	---

US SENATOR

Vote For 1

108 JOE DONNELLY	75	100.00	75	0
----------------------------	----	--------	----	---

GOVERNOR

Vote For 1

110 JOHN R. GREGG.	79	100.00	79	0
----------------------------	----	--------	----	---

US REP IN CONG DIST 9

Vote For 1

112 JONATHAN GEORGE	20	20.41	20	0
113 JOHN GRIFFIN MILLER.	5	5.10	5	0
114 JOHN W. TILFORD	3	3.06	3	0
115 ROBERT WINNINGHAM	35	35.71	35	0
116 SHELLI YODER	35	35.71	35	0

STATE REP DISTRICT 71

Vote For 1

121 STEVEN R. STEMLER	91	100.00	91	0
---------------------------------	----	--------	----	---

JUDGE CIRCUIT 4

Vote For 1

124 VICKI L. CARMICHAEL.	80	100.00	80	0
----------------------------------	----	--------	----	---

CORONER

Vote For 1

127 JOHN HALL	82	100.00	82	0
-------------------------	----	--------	----	---

COMM DIST 1

Vote For 1

129 ED MEYER	77	100.00	77	0
------------------------	----	--------	----	---

COMM DIST 2

Vote For 1

131 LES YOUNG :	73	100.00	73	0
---------------------------	----	--------	----	---

RUN DATE:05/08/12 08:45 PM

REPORT-EL30A PAGE 0017-05

0017 JEFFERSONVILLE 7

TOTAL VOTES % EAGLES IVO'S

COUNCIL AT-LARGE

Vote For 3

138 DAVID RAY ABBOTT.	26	10.66	26	0
139 CHARLES KING	17	6.97	17	0
140 SUSAN POPP.	66	27.05	66	0
141 BRENDA ROSS	38	15.57	38	0
142 PERRY SMITH	53	21.72	53	0
143 KEVIN L. VISSING.	44	18.03	44	0

WE, THE UNDERSIGNED, DO HEREBY CERTIFY
THAT THE ABOVE RESULTS ARE A TRUE AND
ACCURATE ACCOUNT OF ALL BALLOTS COUNTED
AND THAT ALL COUNTERS WERE ZERO (0)
WHEN THE POLLS OPENED AND THAT THE
ELECTION WAS HELD IN ACCORDANCE WITH
THE LAWS OF THE STATE.

ELECTION JUDGE

ELECTION JUDGE

ELECTION JUDGE

PREC REPORT-GROUP DETAIL

CLARK COUNTY, INDIANA
PRIMARY ELECTION
MAY 08, 2012
STATISTICS

Unofficial Results

RUN DATE:05/08/12 08:45 PM

REPORT-EL30A PAGE 0018-01

0018 JEFFERSONVILLE 8

	TOTAL VOTES	%	EAGLES	IVO'S
REGISTERED VOTERS - TOTAL	957			
BALLOTS CAST - TOTAL	135		135	0
BALLOTS CAST - REPUBLICAN	54	40.00	54	0
BALLOTS CAST - DEMOCRATIC	81	60.00	81	0
VOTER TURNOUT - TOTAL		14.11		

RUN DATE:05/08/12 08:45 PM

REPORT-EL30A PAGE 0018-02

0018 JEFFERSONVILLE 8

TOTAL VOTES % EAGLES IVO'S

PRESIDENT

Vote For 1				
101 NEWT GINGRICH.	3	6.00	3	0
102 RON PAUL	9	18.00	9	0
103 MITT ROMNEY	32	64.00	32	0
104 RICK SANTORUM.	6	12.00	6	0

US SENATOR

Vote For 1				
106 RICHARD G. LUGAR.	14	26.92	14	0
107 RICHARD E. MOURDOCK.	38	73.08	38	0

GOVERNOR

Vote For 1				
109 MIKE PENCE.	39	100.00	39	0

US REP IN CONG DIST 9

Vote For 1				
111 TODD YOUNG.	43	100.00	43	0

STATE REP DISTRICT 71

Vote For 1				
NO CANDIDATE POSITION	0		0	0

JUDGE CIRCUIT 4

Vote For 1				
NO CANDIDATE POSITION	0		0	0

CORONER

Vote For 1				
125 TERRY CONWAY	33	75.00	33	0
126 MARK A. GOODLETT.	11	25.00	11	0

COMM DIST 1

Vote For 1				
128 RICK STEPHENSON	35	100.00	35	0

COMM DIST 2

Vote For 1				
130 JACK A. COFFMAN SR..	37	100.00	37	0

0018 JEFFERSONVILLE 8

TOTAL VOTES % EAGLES IVO'S

COUNCIL AT-LARGE

Vote For 3

132 RONALD BROGAN.	21	20.79	21	0
133 ADAM HUTCHINSON	9	8.91	9	0
134 KELLY L. KHURI	20	19.80	20	0
135 CHUCK LATHAM	19	18.81	19	0
136 RYAN LYNCH.	21	20.79	21	0
137 MAC MCINTOSH	11	10.89	11	0

STATE DEL AT-LARGE

Vote For 18

168 ORRIS BENDER	11	3.07	11	0
169 MARVIN E. BOSTOCK JR.	14	3.91	14	0
170 RUSSELL BROOKSBANK	6	1.68	6	0
171 CAROLE CARTER.	19	5.31	19	0
172 E. WAYNE CARTER	19	5.31	19	0
173 KELLEY CURRAN.	20	5.59	20	0
174 LOIS ANN ENGBRETSON	14	3.91	14	0
175 LEAH FARRIS	16	4.47	16	0
176 JAMIE HUDGINS.	9	2.51	9	0
177 GARY R. KOPP	16	4.47	16	0
178 RYAN LYNCH.	21	5.87	21	0
179 JASPER MAY III	6	1.68	6	0
180 JERRY MCHUGH	7	1.96	7	0
181 LISA NOEL-GILL	22	6.15	22	0
182 DAVID REINHARDT	20	5.59	20	0
183 BARBARA ANN REYNOLDS	15	4.19	15	0
184 LYNN RHODEA	8	2.23	8	0
185 D. ERIC SCHANSBERG	5	1.40	5	0
186 TONY SINGLETON	18	5.03	18	0
187 R. MONTY SNELLING	27	7.54	27	0
188 MICHAEL R. VAUGHN	11	3.07	11	0
189 WIN WALKER, JR.	23	6.42	23	0
190 ABBIE L. ZASTAWNY	14	3.91	14	0
191 EDWARD "ED Z." ZASTAWNY	17	4.75	17	0

STATE DEL DIST 1

Vote For 5

192 TERESA J. BALLEW.	17	12.88	17	0
193 RAYMOND DAVIS.	8	6.06	8	0
194 RON GROOMS.	33	25.00	33	0
195 JOSHUA L. GROWE	9	6.82	9	0
196 SHELL LAW	16	12.12	16	0
197 BRIAN LENFERT.	13	9.85	13	0
198 MATTHEW "MATT" OWEN.	27	20.45	27	0
199 GLENN A. PORZIG	9	6.82	9	0

PREC REPORT-GROUP DETAIL

CLARK COUNTY, INDIANA
PRIMARY ELECTION
MAY 08, 2012
DEMOCRATIC

Unofficial Results

RUN DATE:05/08/12 08:45 PM

REPORT-EL30A PAGE 0018-04

0018 JEFFERSONVILLE 8

TOTAL VOTES % EAGLES IVO'S

PRESIDENT

Vote For 1

105 BARACK OBAMA 61 100.00 61 0

US SENATOR

Vote For 1

108 JOE DONNELLY 63 100.00 63 0

GOVERNOR

Vote For 1

110 JOHN R. GREGG. 66 100.00 66 0

US REP IN CONG DIST 9

Vote For 1

112 JONATHAN GEORGE 7 8.97 7 0

113 JOHN GRIFFIN MILLER. 5 6.41 5 0

114 JOHN W. TILFORD 2 2.56 2 0

115 ROBERT WINNINGHAM 26 33.33 26 0

116 SHELLI YODER 38 48.72 38 0

STATE REP DISTRICT 71

Vote For 1

121 STEVEN R. STEMLER 72 100.00 72 0

JUDGE CIRCUIT 4

Vote For 1

124 VICKI L. CARMICHAEL. 71 100.00 71 0

CORONER

Vote For 1

127 JOHN HALL 69 100.00 69 0

COMM DIST 1

Vote For 1

129 ED MEYER 67 100.00 67 0

COMM DIST 2

Vote For 1

131 LES YOUNG 63 100.00 63 0

PREC REPORT-GROUP DETAIL

CLARK COUNTY, INDIANA
PRIMARY ELECTION
MAY 08, 2012
DEMOCRATIC

RUN DATE:05/08/12 08:45 PM

0018 JEFFERSONVILLE 8

	TOTAL VOTES	%	EAGLES	IVO'S
COUNCIL AT-LARGE				0
Vote For 3	25	12.50	25	0
138 DAVID RAY ABBOTT.	21	10.50	21	0
139 CHARLES KING	43	21.50	43	0
140 SUSAN POPP.	26	13.00	26	0
141 BRENDA ROSS	41	20.50	41	0
142 PERRY SMITH	44	22.00	44	0
143 KEVIN L. VISSING.				

WE, THE UNDERSIGNED, DO HEREBY CERTIFY
THAT THE ABOVE RESULTS ARE A TRUE AND
ACCURATE ACCOUNT OF ALL BALLOTS COUNTED
AND THAT ALL COUNTERS WERE ZERO (0)
WHEN THE POLLS OPENED AND THAT THE
ELECTION WAS HELD IN ACCORDANCE WITH
THE LAWS OF THE STATE.

ELECTION JUDGE

ELECTION JUDGE

ELECTION JUDGE

PREC REPORT-GROUP DETAIL

RUN DATE:05/08/12 08:45 PM

CLARK COUNTY, INDIANA
PRIMARY ELECTION
MAY 08, 2012
STATISTICS

Unofficial Results

REPORT-EL30A PAGE 0019-01

0019 JEFFERSONVILLE 9

	TOTAL VOTES	%	EAGLES	IVO'S
REGISTERED VOTERS - TOTAL	1,199			
BALLOTS CAST - TOTAL	191		191	0
BALLOTS CAST - REPUBLICAN	90	47.12	90	0
BALLOTS CAST - DEMOCRATIC	101	52.88	101	0
VOTER TURNOUT - TOTAL		15.93		

PREC REPORT-GROUP DETAIL

CLARK COUNTY, INDIANA
PRIMARY ELECTION
MAY 08, 2012
REPUBLICAN

Unofficial Results

RUN DATE:05/08/12 08:45 PM

REPORT-EL30A PAGE 0019-02

0019 JEFFERSONVILLE 9

TOTAL VOTES % EAGLES IVO'S

PRESIDENT

Vote For 1				
101 NEWT GINGRICH.	2	2.63	2	0
102 RON PAUL	23	30.26	23	0
103 MITT ROMNEY	46	60.53	46	0
104 RICK SANTORUM.	5	6.58	5	0

US SENATOR

Vote For 1				
106 RICHARD G. LUGAR.	37	42.53	37	0
107 RICHARD E. MOURDOCK.	50	57.47	50	0

GOVERNOR

Vote For 1				
109 MIKE PENCE.	59	100.00	59	0

US REP IN CONG DIST 9

Vote For 1				
111 TODD YOUNG.	61	100.00	61	0

STATE REP DISTRICT 71

Vote For 1				
NO CANDIDATE POSITION	0		0	0

JUDGE CIRCUIT 4

Vote For 1				
NO CANDIDATE POSITION	0		0	0

CORONER

Vote For 1				
125 TERRY CONWAY	36	69.23	36	0
126 MARK A. GOODLETT.	16	30.77	16	0

COMM DIST 1

Vote For 1				
128 RICK STEPHENSON	46	100.00	46	0

COMM DIST 2

Vote For 1				
130 JACK A. COFFMAN SR..	47	100.00	47	0

PREC REPORT-GROUP DETAIL

CLARK COUNTY, INDIANA
PRIMARY ELECTION
MAY 08, 2012
REPUBLICAN

Unofficial Results

RUN DATE:05/08/12 08:45 PM

REPORT-EL30A PAGE 0019-03

0019 JEFFERSONVILLE 9

TOTAL VOTES % EAGLES IVO'S

COUNCIL AT-LARGE

Vote For 3

132 RONALD BROGAN	22	14.97	22	0
133 ADAM HUTCHINSON	12	8.16	12	0
134 KELLY L. KHURI	36	24.49	36	0
135 CHUCK LATHAM	24	16.33	24	0
136 RYAN LYNCH.	35	23.81	35	0
137 MAC MCINTOSH	18	12.24	18	0

PC JEFFERSONVILLE 09

Vote For 1

149 RAYMOND DAVIS.	29	55.77	29	0
150 RICHARD L. LAW	23	44.23	23	0

STATE DEL AT-LARGE

Vote For 18

168 ORRIS BENDER	13	2.52	13	0
169 MARVIN E. BOSTOCK JR.	26	5.04	26	0
170 RUSSELL BROOKSBANK	17	3.29	17	0
171 CAROLE CARTER.	22	4.26	22	0
172 E. WAYNE CARTER	26	5.04	26	0
173 KELLEY CURRAN.	25	4.84	25	0
174 LOIS ANN ENGBRETSON	29	5.62	29	0
175 LEAH FARRIS	23	4.46	23	0
176 JAMIE HUDGINS.	17	3.29	17	0
177 GARY R. KOPP	18	3.49	18	0
178 RYAN LYNCH.	29	5.62	29	0
179 JASPER MAY III	11	2.13	11	0
180 JERRY MCHUGH	16	3.10	16	0
181 LISA NOEL-GILL	29	5.62	29	0
182 DAVID REINHARDT	24	4.65	24	0
183 BARBARA ANN REYNOLDS	17	3.29	17	0
184 LYNN RHODEA	20	3.88	20	0
185 D. ERIC SCHANSBERG	15	2.91	15	0
186 TONY SINGLETON	16	3.10	16	0
187 R. MONTY SNELLING	28	5.43	28	0
188 MICHAEL R. VAUGHN	12	2.33	12	0
189 WIN WALKER, JR.	24	4.65	24	0
190 ABBIE L. ZASTAWNY	27	5.23	27	0
191 EDWARD "ED Z." ZASTAWNY	32	6.20	32	0

STATE DEL DIST 1

Vote For 5

192 TERESA J. BALLEW.	27	13.30	27	0
193 RAYMOND DAVIS.	20	9.85	20	0
194 RON GROOMS.	41	20.20	41	0
195 JOSHUA L. GROWE	14	6.90	14	0
196 SHELL LAW	30	14.78	30	0
197 BRIAN LENFERT.	23	11.33	23	0
198 MATTHEW "MATT" OWEN.	36	17.73	36	0
199 GLENN A. PORZIG	12	5.91	12	0

PREC REPORT-GROUP DETAIL

CLARK COUNTY, INDIANA
 PRIMARY ELECTION
 MAY 08, 2012
 DEMOCRATIC

Unofficial Results

RUN DATE:05/08/12 08:45 PM

REPORT-EL30A PAGE 0019-04

0019 JEFFERSONVILLE 9

TOTAL VOTES % EAGLES IVO'S

PRESIDENT

Vote For 1
 105 BARACK OBAMA 84 100.00 84 0

US SENATOR

Vote For 1
 108 JOE DONNELLY 72 100.00 72 0

GOVERNOR

Vote For 1
 110 JOHN R. GREGG. 69 100.00 69 0

US REP IN CONG DIST 9

Vote For 1
 112 JONATHAN GEORGE 14 15.73 14 0
 113 JOHN GRIFFIN MILLER. 8 8.99 8 0
 114 JOHN W. TILFORD 3 3.37 3 0
 115 ROBERT WINNINGHAM 26 29.21 26 0
 116 SHELLI YODER 38 42.70 38 0

STATE REP DISTRICT 71

Vote For 1
 121 STEVEN R. STEMLER 83 100.00 83 0

JUDGE CIRCUIT 4

Vote For 1
 124 VICKI L. CARMICHAEL. 79 100.00 79 0

CORONER

Vote For 1
 127 JOHN HALL 75 100.00 75 0

COMM DIST 1

Vote For 1
 129 ED MEYER 71 100.00 71 0

COMM DIST 2

Vote For 1
 131 LES YOUNG 67 100.00 67 0

PREC REPORT-GROUP DETAIL

CLARK COUNTY, INDIANA
PRIMARY ELECTION
MAY 08, 2012
DEMOCRATIC

Unofficial Results

RUN DATE:05/08/12 08:45 PM

REPORT-EL30A PAGE 0019-05

0019 JEFFERSONVILLE 9

	TOTAL VOTES	%	EAGLES	IVO'S
COUNCIL AT-LARGE				
Vote For 3				
138 DAVID RAY ABBOTT.	19	8.33	19	0
139 CHARLES KING	24	10.53	24	0
140 SUSAN POPP.	59	25.88	59	0
141 BRENDA ROSS	34	14.91	34	0
142 PERRY SMITH	45	19.74	45	0
143 KEVIN L. VISSING.	47	20.61	47	0

WE, THE UNDERSIGNED, DO HEREBY CERTIFY
THAT THE ABOVE RESULTS ARE A TRUE AND
ACCURATE ACCOUNT OF ALL BALLOTS COUNTED
AND THAT ALL COUNTERS WERE ZERO (0)
WHEN THE POLLS OPENED AND THAT THE
ELECTION WAS HELD IN ACCORDANCE WITH
THE LAWS OF THE STATE.

ELECTION JUDGE

ELECTION JUDGE

ELECTION JUDGE

PREC REPORT-GROUP DETAIL

CLARK COUNTY, INDIANA
PRIMARY ELECTION
MAY 08, 2012
STATISTICS

Unofficial Results

RUN DATE:05/08/12 08:45 PM

REPORT-EL30A PAGE 0020-01

0020 JEFFERSONVILLE 10

	TOTAL VOTES	%	EAGLES	IVO'S
REGISTERED VOTERS - TOTAL	968			
BALLOTS CAST - TOTAL	149		149	0
BALLOTS CAST - REPUBLICAN	69	46.31	69	0
BALLOTS CAST - DEMOCRATIC	80	53.69	80	0
VOTER TURNOUT - TOTAL		15.39		

PREC REPORT-GROUP DETAIL

CLARK COUNTY, INDIANA
 PRIMARY ELECTION
 MAY 08, 2012
 REPUBLICAN

Unofficial Results

REPORT-EL30A PAGE 0020-02

RUN DATE:05/08/12 08:45 PM

0020 JEFFERSONVILLE 10

TOTAL VOTES % EAGLES IVO'S

PRESIDENT

Vote For 1				
101 NEWT GINGRICH.	7	11.29	7	0
102 RON PAUL	9	14.52	9	0
103 MITT ROMNEY	38	61.29	38	0
104 RICK SANTORUM.	8	12.90	8	0

US SENATOR

Vote For 1				
106 RICHARD G. LUGAR.	25	37.31	25	0
107 RICHARD E. MOURDOCK.	42	62.69	42	0

GOVERNOR

Vote For 1				
109 MIKE PENCE.	50	100.00	50	0

US REP IN CONG DIST 9

Vote For 1				
111 TODD YOUNG.	52	100.00	52	0

STATE REP DISTRICT 71

Vote For 1				
NO CANDIDATE POSITION	0		0	0

JUDGE CIRCUIT 4

Vote For 1				
NO CANDIDATE POSITION	0		0	0

CORONER

Vote For 1				
125 TERRY CONWAY	32	64.00	32	0
126 MARK A. GOODLETT.	18	36.00	18	0

COMM DIST 1

Vote For 1				
128 RICK STEPHENSON	43	100.00	43	0

COMM DIST 2

Vote For 1				
130 JACK A. COFFMAN SR.	42	100.00	42	0

PREC REPORT-GROUP DETAIL

CLARK COUNTY, INDIANA
 PRIMARY ELECTION
 MAY 08, 2012
 REPUBLICAN

Unofficial Results

REPORT-EL30A PAGE 0020-03

RUN DATE:05/08/12 08:45 PM

0020 JEFFERSONVILLE 10

TOTAL VOTES % EAGLES IVO'S

COUNCIL AT-LARGE

	TOTAL VOTES	%	EAGLES	IVO'S
Vote For 3	30	22.73	30	0
132 RONALD BROGAN.	12	9.09	12	0
133 ADAM HUTCHINSON	28	21.21	28	0
134 KELLY L. KHURI	25	18.94	25	0
135 CHUCK LATHAM	24	18.18	24	0
136 RYAN LYNCH.	13	9.85	13	0
137 MAC MCINTOSH				

STATE DEL AT-LARGE

	TOTAL VOTES	%	EAGLES	IVO'S
Vote For 18	5	1.26	5	0
168 ORRIS BENDER	19	4.77	19	0
169 MARVIN E. BOSTOCK JR.	10	2.51	10	0
170 RUSSELL BROOKSBANK	21	5.28	21	0
171 CAROLE CARTER.	20	5.03	20	0
172 E. WAYNE CARTER	12	3.02	12	0
173 KELLEY CURRAN.	25	6.28	25	0
174 LOIS ANN ENGBRETSON	15	3.77	15	0
175 LEAH FARRIS	13	3.27	13	0
176 JAMIE HUDGINS.	17	4.27	17	0
177 GARY R. KOPP	23	5.78	23	0
178 RYAN LYNCH.	8	2.01	8	0
179 JASPER MAY III	11	2.76	11	0
180 JERRY MCHUGH	23	5.78	23	0
181 LISA NOEL-GILL	15	3.77	15	0
182 DAVID REINHARDT	19	4.77	19	0
183 BARBARA ANN REYNOLDS	11	2.76	11	0
184 LYNN RHODEA	15	3.77	15	0
185 D. ERIC SCHANSBERG	14	3.52	14	0
186 TONY SINGLETON	29	7.29	29	0
187 R. MONTY SNELLING	13	3.27	13	0
188 MICHAEL R. VAUGHN	23	5.78	23	0
189 WIN WALKER, JR.	19	4.77	19	0
190 ABBIE L. ZASTAWNY	18	4.52	18	0
191 EDWARD "ED Z." ZASTAWNY				

STATE DEL DIST 1

	TOTAL VOTES	%	EAGLES	IVO'S
Vote For 5	20	13.61	20	0
192 TERESA J. BALLEW.	12	8.16	12	0
193 RAYMOND DAVIS.	39	26.53	39	0
194 RON GROOMS.	10	6.80	10	0
195 JOSHUA L. GROWE	15	10.20	15	0
196 SHELL LAW	16	10.88	16	0
197 BRIAN LENFERT.	29	19.73	29	0
198 MATTHEW "MATT" OWEN.	6	4.08	6	0
199 GLENN A. PORZIG				

PREC REPORT-GROUP DETAIL

CLARK COUNTY, INDIANA
 PRIMARY ELECTION
 MAY 08, 2012
 DEMOCRATIC

Unofficial Results

REPORT-EL30A PAGE 0020-04

RUN DATE:05/08/12 08:45 PM

0020 JEFFERSONVILLE 10

	TOTAL VOTES	%	EAGLES	IVO'S
PRESIDENT				
Vote For 1				
105 BARACK OBAMA	63	100.00	63	0
US SENATOR				
Vote For 1				
108 JOE DONNELLY	55	100.00	55	0
GOVERNOR				
Vote For 1				
110 JOHN R. GREGG.	52	100.00	52	0
US REP IN CONG DIST 9				
Vote For 1				
112 JONATHAN GEORGE	6	8.45	6	0
113 JOHN GRIFFIN MILLER.	4	5.63	4	0
114 JOHN W. TILFORD	3	4.23	3	0
115 ROBERT WINNINGHAM	27	38.03	27	0
116 SHELLI YODER	31	43.66	31	0
STATE REP DISTRICT 71				
Vote For 1				
121 STEVEN R. STEMLER	63	100.00	63	0
JUDGE CIRCUIT 4				
Vote For 1				
124 VICKI L. CARMICHAEL.	64	100.00	64	0
CORONER				
Vote For 1				
127 JOHN HALL	58	100.00	58	0
COMM DIST 1				
Vote For 1				
129 ED MEYER	55	100.00	55	0
COMM DIST 2				
Vote For 1				
131 LES YOUNG	52	100.00	52	0

PREC REPORT-GROUP DETAIL

CLARK COUNTY, INDIANA
PRIMARY ELECTION
MAY 08, 2012
DEMOCRATIC

Unofficial Results

RUN DATE:05/08/12 08:45 PM

REPORT-EL30A PAGE 0020-05

0020 JEFFERSONVILLE 10

	TOTAL VOTES	%	EAGLES	IVO'S
COUNCIL AT-LARGE				
Vote For 3	13	7.51	13	0
138 DAVID RAY ABBOTT.	26	15.03	26	0
139 CHARLES KING	42	24.28	42	0
140 SUSAN POPP.	33	19.08	33	0
141 BRENDA ROSS	29	16.76	29	0
142 PERRY SMITH	30	17.34	30	0
143 KEVIN L. VISSING.				

WE, THE UNDERSIGNED, DO HEREBY CERTIFY
THAT THE ABOVE RESULTS ARE A TRUE AND
ACCURATE ACCOUNT OF ALL BALLOTS COUNTED
AND THAT ALL COUNTERS WERE ZERO (0)
WHEN THE POLLS OPENED AND THAT THE
ELECTION WAS HELD IN ACCORDANCE WITH
THE LAWS OF THE STATE.

ELECTION JUDGE

ELECTION JUDGE

ELECTION JUDGE

PREC REPORT-GROUP DETAIL

CLARK COUNTY, INDIANA
PRIMARY ELECTION
MAY 08, 2012
STATISTICS

Unofficial Results

RUN DATE:05/08/12 08:45 PM

REPORT-EL30A PAGE 0021-01

0021 JEFFERSONVILLE 11

	TOTAL VOTES	%	EAGLES	IVO'S
REGISTERED VOTERS - TOTAL	1,259			
BALLOTS CAST - TOTAL	153		153	0
BALLOTS CAST - REPUBLICAN	68	44.44	68	0
BALLOTS CAST - DEMOCRATIC	85	55.56	85	0
VOTER TURNOUT - TOTAL		12.15		

PREC REPORT-GROUP DETAIL

CLARK COUNTY, INDIANA
 PRIMARY ELECTION
 MAY 08, 2012
 REPUBLICAN

Unofficial Results

REPORT-EL30A PAGE 0021-02

RUN DATE:05/08/12 08:45 PM

0021 JEFFERSONVILLE 11

TOTAL VOTES % EAGLES IVO'S

PRESIDENT

Vote For 1				
101 NEWT GINGRICH.	3	4.48	3	0
102 RON PAUL	11	16.42	11	0
103 MITT ROMNEY	41	61.19	41	0
104 RICK SANTORUM.	12	17.91	12	0

US SENATOR

Vote For 1				
106 RICHARD G. LUGAR.	12	17.65	12	0
107 RICHARD E. MOURDOCK.	56	82.35	56	0

GOVERNOR

Vote For 1				
109 MIKE PENCE.	61	100.00	61	0

US REP IN CONG DIST 9

Vote For 1				
111 TODD YOUNG.	56	100.00	56	0

STATE REP DISTRICT 71

Vote For 1				
NO CANDIDATE POSITION	0		0	0

JUDGE CIRCUIT 4

Vote For 1				
NO CANDIDATE POSITION	0		0	0

CORONER

Vote For 1				
125 TERRY CONWAY	33	61.11	33	0
126 MARK A. GOODLETT.	21	38.89	21	0

COMM DIST 1

Vote For 1				
128 RICK STEPHENSON	52	100.00	52	0

COMM DIST 2

Vote For 1				
130 JACK A. COFFMAN SR.	53	100.00	53	0

PREC REPORT-GROUP DETAIL

CLARK COUNTY, INDIANA
 PRIMARY ELECTION
 MAY 08, 2012
 REPUBLICAN

Unofficial Results

REPORT-EL30A PAGE 0021-03

RUN DATE:05/08/12 08:45 PM

0021 JEFFERSONVILLE 11

TOTAL VOTES % EAGLES IVO'S

COUNCIL AT-LARGE

Vote For					
3	33	21.57	33	0	
132 RONALD BROGAN.	15	9.80	15	0	
133 ADAM HUTCHINSON.	42	27.45	42	0	
134 KELLY L. KHURI.	27	17.65	27	0	
135 CHUCK LATHAM.	20	13.07	20	0	
136 RYAN LYNCH.	16	10.46	16	0	
137 MAC MCINTOSH.					

STATE DEL AT-LARGE

Vote For					
18	12	2.40	12	0	
168 ORRIS BENDER.	28	5.60	28	0	
169 MARVIN E. BOSTOCK JR.	12	2.40	12	0	
170 RUSSELL BROOKSBANK.	16	3.20	16	0	
171 CAROLE CARTER.	22	4.40	22	0	
172 E. WAYNE CARTER.	21	4.20	21	0	
173 KELLEY CURRAN.	19	3.80	19	0	
174 LOIS ANN ENGBRETSON.	19	3.80	19	0	
175 LEAH FARRIS.	14	2.80	14	0	
176 JAMIE HUDGINS.	31	6.20	31	0	
177 GARY R. KOPP.	27	5.40	27	0	
178 RYAN LYNCH.	12	2.40	12	0	
179 JASPER MAY III.	17	3.40	17	0	
180 JERRY MCHUGH.	26	5.20	26	0	
181 LISA NOEL-GILL.	24	4.80	24	0	
182 DAVID REINHARDT.	21	4.20	21	0	
183 BARBARA ANN REYNOLDS.	16	3.20	16	0	
184 LYNN RHODEA.	20	4.00	20	0	
185 D. ERIC SCHANSBERG.	25	5.00	25	0	
186 TONY SINGLETON.	37	7.40	37	0	
187 R. MONTY SNELLING.	16	3.20	16	0	
188 MICHAEL R. VAUGHN.	26	5.20	26	0	
189 WIN WALKER, JR.	14	2.80	14	0	
190 ABBIE L. ZASTAWNY.	25	5.00	25	0	
191 EDWARD "ED Z." ZASTAWNY.					

STATE DEL DIST 1

Vote For					
5	25	13.66	25	0	
192 TERESA J. BALLEW.	16	8.74	16	0	
193 RAYMOND DAVIS.	50	27.32	50	0	
194 RON GROOMS.	14	7.65	14	0	
195 JOSHUA L. GROWE.	17	9.29	17	0	
196 SHELL LAW.	17	9.29	17	0	
197 BRIAN LENFERT.	33	18.03	33	0	
198 MATTHEW "MATT" OWEN.	11	6.01	11	0	
199 GLENN A. PORZIG.					

PREC REPORT-GROUP DETAIL

CLARK COUNTY, INDIANA
 PRIMARY ELECTION
 MAY 08, 2012
 DEMOCRATIC

Unofficial Results

REPORT-EL30A PAGE 0021-04

RUN DATE:05/08/12 08:45 PM

0021 JEFFERSONVILLE 11

TOTAL VOTES % EAGLES IVO'S

PRESIDENT

Vote For 1
 105 BARACK OBAMA 72 100.00 72 0

US SENATOR

Vote For 1
 108 JOE DONNELLY 58 100.00 58 0

GOVERNOR

Vote For 1
 110 JOHN R. GREGG. 62 100.00 62 0

US REP IN CONG DIST 9

Vote For 1
 112 JONATHAN GEORGE 12 16.00 12 0
 113 JOHN GRIFFIN MILLER. 5 6.67 5 0
 114 JOHN W. TILFORD 1 1.33 1 0
 115 ROBERT WINNINGHAM 23 30.67 23 0
 116 SHELLI YODER 34 45.33 34 0

STATE REP DISTRICT 71

Vote For 1
 121 STEVEN R. STEMLER 74 100.00 74 0

JUDGE CIRCUIT 4

Vote For 1
 124 VICKI L. CARMICHAEL. 76 100.00 76 0

CORONER

Vote For 1
 127 JOHN HALL 64 100.00 64 0

COMM DIST 1

Vote For 1
 129 ED MEYER 64 100.00 64 0

COMM DIST 2

Vote For 1
 131 LES YOUNG 64 100.00 64 0

PREC REPORT-GROUP DETAIL

CLARK COUNTY, INDIANA
PRIMARY ELECTION
MAY 08, 2012
DEMOCRATIC

Unofficial Results

RUN DATE:05/08/12 08:45 PM

REPORT-EL30A PAGE 0021-05

0021 JEFFERSONVILLE 11

	TOTAL VOTES	%	EAGLES	IVO'S
--	-------------	---	--------	-------

COUNCIL AT-LARGE

Vote For 3

138 DAVID RAY ABBOTT.	21	11.41	21	0
139 CHARLES KING	26	14.13	26	0
140 SUSAN POPP.	48	26.09	48	0
141 BRENDA ROSS	28	15.22	28	0
142 PERRY SMITH	32	17.39	32	0
143 KEVIN L. VISSING.	29	15.76	29	0

WE, THE UNDERSIGNED, DO HEREBY CERTIFY
THAT THE ABOVE RESULTS ARE A TRUE AND
ACCURATE ACCOUNT OF ALL BALLOTS COUNTED
AND THAT ALL COUNTERS WERE ZERO (0)
WHEN THE POLLS OPENED AND THAT THE
ELECTION WAS HELD IN ACCORDANCE WITH
THE LAWS OF THE STATE.

ELECTION JUDGE

ELECTION JUDGE

ELECTION JUDGE

0022 JEFFERSONVILLE 11A

	TOTAL VOTES	%	EAGLES	IVO'S
REGISTERED VOTERS - TOTAL	361			
BALLOTS CAST - TOTAL	87		87	0
BALLOTS CAST - REPUBLICAN	40	45.98	40	0
BALLOTS CAST - DEMOCRATIC	47	54.02	47	0
VOTER TURNOUT - TOTAL		24.10		

PREC REPORT-GROUP DETAIL

CLARK COUNTY, INDIANA
 PRIMARY ELECTION
 MAY 08, 2012
 REPUBLICAN

Unofficial Results

RUN DATE:05/08/12 08:45 PM

REPORT-EL30A PAGE 0022-02

0022 JEFFERSONVILLE 11A

	TOTAL VOTES	%	EAGLES	IVO'S
PRESIDENT				
Vote For 1				
101 NEWT GINGRICH.	2	5.00	2	0
102 RON PAUL	7	17.50	7	0
103 MITT ROMNEY	24	60.00	24	0
104 RICK SANTORUM.	7	17.50	7	0
US SENATOR				
Vote For 1				
106 RICHARD G. LUGAR.	7	17.95	7	0
107 RICHARD E. MOURDOCK.	32	82.05	32	0
GOVERNOR				
Vote For 1				
109 MIKE PENCE.	35	100.00	35	0
US REP IN CONG DIST 9				
Vote For 1				
111 TODD YOUNG.	34	100.00	34	0
STATE REP DISTRICT 71				
Vote For 1				
NO CANDIDATE POSITION	0		0	0
JUDGE CIRCUIT 4				
Vote For 1				
NO CANDIDATE POSITION	0		0	0
CORONER				
Vote For 1				
125 TERRY CONWAY	19	76.00	19	0
126 MARK A. GOODLETT.	6	24.00	6	0
COMM DIST 1				
Vote For 1				
128 RICK STEPHENSON	25	100.00	25	0
COMM DIST 2				
Vote For 1				
130 JACK A. COFFMAN SR..	26	100.00	26	0

PREC REPORT-GROUP DETAIL

CLARK COUNTY, INDIANA
 PRIMARY ELECTION
 MAY 08, 2012
 REPUBLICAN

Unofficial Results

RUN DATE:05/08/12 08:45 PM

REPORT-EL30A PAGE 0022-03

0022 JEFFERSONVILLE 11A

	TOTAL VOTES	%	EAGLES	IVO'S
COUNCIL AT-LARGE				
Vote For 3				
132 RONALD BROGAN.	18	25.00	18	0
133 ADAM HUTCHINSON	8	11.11	8	0
134 KELLY L. KHURI	18	25.00	18	0
135 CHUCK LATHAM	11	15.28	11	0
136 RYAN LYNCH.	7	9.72	7	0
137 MAC MCINTOSH	10	13.89	10	0

STATE DEL AT-LARGE

	TOTAL VOTES	%	EAGLES	IVO'S
Vote For 18				
168 ORRIS BENDER	7	2.69	7	0
169 MARVIN E. BOSTOCK JR.	12	4.62	12	0
170 RUSSELL BROOKSBANK	4	1.54	4	0
171 CAROLE CARTER.	13	5.00	13	0
172 E. WAYNE CARTER	10	3.85	10	0
173 KELLEY CURRAN.	13	5.00	13	0
174 LOIS ANN ENGBRETSON	9	3.46	9	0
175 LEAH FARRIS	9	3.46	9	0
176 JAMIE HUDGINS.	6	2.31	6	0
177 GARY R. KOPP	16	6.15	16	0
178 RYAN LYNCH.	10	3.85	10	0
179 JASPER MAY III	6	2.31	6	0
180 JERRY MCHUGH	10	3.85	10	0
181 LISA NOEL-GILL	17	6.54	17	0
182 DAVID REINHARDT	11	4.23	11	0
183 BARBARA ANN REYNOLDS	9	3.46	9	0
184 LYNN RHODEA	8	3.08	8	0
185 D. ERIC SCHANSBERG	8	3.08	8	0
186 TONY SINGLETON	12	4.62	12	0
187 R. MONTY SNELLING	18	6.92	18	0
188 MICHAEL R. VAUGHN	8	3.08	8	0
189 WIN WALKER, JR.	15	5.77	15	0
190 ABBIE L. ZASTAWNY	13	5.00	13	0
191 EDWARD "ED Z." ZASTAWNY	16	6.15	16	0

STATE DEL DIST 1

	TOTAL VOTES	%	EAGLES	IVO'S
Vote For 5				
192 TERESA J. BALLEW.	13	13.00	13	0
193 RAYMOND DAVIS.	8	8.00	8	0
194 RON GROOMS.	26	26.00	26	0
195 JOSHUA L. GROWE	6	6.00	6	0
196 SHELL LAW	11	11.00	11	0
197 BRIAN LENFERT.	12	12.00	12	0
198 MATTHEW "MATT" OWEN.	20	20.00	20	0
199 GLENN A. PORZIG	4	4.00	4	0

RUN DATE:05/08/12 08:45 PM

REPORT-EL30A PAGE 0022-04

0022 JEFFERSONVILLE 11A

	TOTAL VOTES	%	EAGLES	IVO'S
PRESIDENT				
Vote For 1				
105 BARACK OBAMA	34	100.00	34	0
US SENATOR				
Vote For 1				
108 JOE DONNELLY	33	100.00	33	0
GOVERNOR				
Vote For 1				
110 JOHN R. GREGG.	35	100.00	35	0
US REP IN CONG DIST 9				
Vote For 1				
112 JONATHAN GEORGE	7	16.28	7	0
113 JOHN GRIFFIN MILLER.	0		0	0
114 JOHN W. TILFORD	1	2.33	1	0
115 ROBERT WINNINGHAM	17	39.53	17	0
116 SHELLI YODER	18	41.86	18	0
STATE REP DISTRICT 71				
Vote For 1				
121 STEVEN R. STEMLER	41	100.00	41	0
JUDGE CIRCUIT 4				
Vote For 1				
124 VICKI L. CARMICHAEL.	40	100.00	40	0
CORONER				
Vote For 1				
127 JOHN HALL	36	100.00	36	0
COMM DIST 1				
Vote For 1				
129 ED MEYER	38	100.00	38	0
COMM DIST 2				
Vote For 1				
131 LES YOUNG	36	100.00	36	0



PREC REPORT-GROUP DETAIL

CLARK COUNTY, INDIANA
PRIMARY ELECTION
MAY 08, 2012
DEMOCRATIC

Unofficial Results

RUN DATE:05/08/12 08:45 PM

REPORT-EL30A PAGE 0022-05

0022 JEFFERSONVILLE 11A

	TOTAL VOTES	%	EAGLES	IVO'S
COUNCIL AT-LARGE				
Vote For 3				
138 DAVID RAY ABBOTT.	8	6.96	8	0
139 CHARLES KING	11	9.57	11	0
140 SUSAN POPP.	25	21.74	25	0
141 BRENDA ROSS	15	13.04	15	0
142 PERRY SMITH	16	13.91	16	0
143 KEVIN L. VISSING.	40	34.78	40	0

WE, THE UNDERSIGNED, DO HEREBY CERTIFY
THAT THE ABOVE RESULTS ARE A TRUE AND
ACCURATE ACCOUNT OF ALL BALLOTS COUNTED
AND THAT ALL COUNTERS WERE ZERO (0)
WHEN THE POLLS OPENED AND THAT THE
ELECTION WAS HELD IN ACCORDANCE WITH
THE LAWS OF THE STATE.

ELECTION JUDGE

ELECTION JUDGE

ELECTION JUDGE

0023 JEFFERSONVILLE 12

	TOTAL VOTES	%	EAGLES	IVO'S
REGISTERED VOTERS - TOTAL	992			
BALLOTS CAST - TOTAL	143		143	0
BALLOTS CAST - REPUBLICAN	71	49.65	71	0
BALLOTS CAST - DEMOCRATIC	72	50.35	72	0
VOTER TURNOUT - TOTAL		14.42		

RUN DATE:05/08/12 08:45 PM

REPORT-EL30A PAGE 0023-02

0023 JEFFERSONVILLE 12

	TOTAL VOTES	%	EAGLES	IVO'S
PRESIDENT				
Vote For 1				
101 NEWT GINGRICH.	1	1.49	1	0
102 RON PAUL	12	17.91	12	0
103 MITT ROMNEY	46	68.66	46	0
104 RICK SANTORUM.	8	11.94	8	0
US SENATOR				
Vote For 1				
106 RICHARD G. LUGAR.	17	23.94	17	0
107 RICHARD E. MOURDOCK.	54	76.06	54	0
GOVERNOR				
Vote For 1				
109 MIKE PENCE.	53	100.00	53	0
US REP IN CONG DIST 9				
Vote For 1				
111 TODD YOUNG.	50	100.00	50	0
STATE REP DISTRICT 71				
Vote For 1				
NO CANDIDATE POSITION	0		0	0
JUDGE CIRCUIT 4				
Vote For 1				
NO CANDIDATE POSITION	0		0	0
CORONER				
Vote For 1				
125 TERRY CONWAY	31	58.49	31	0
126 MARK A. GOODLETT.	22	41.51	22	0
COMM DIST 1				
Vote For 1				
128 RICK STEPHENSON	41	100.00	41	0
COMM DIST 2				
Vote For 1				
130 JACK A. COFFMAN SR..	44	100.00	44	0



0023 JEFFERSONVILLE 12

	TOTAL VOTES	%	EAGLES	IVO'S
COUNCIL AT-LARGE				
Vote For 3				
132 RONALD BROGAN	33	21.43	33	0
133 ADAM HUTCHINSON	17	11.04	17	0
134 KELLY L. KHURI	32	20.78	32	0
135 CHUCK LATHAM	24	15.58	24	0
136 RYAN LYNCH.	29	18.83	29	0
137 MAC MCINTOSH	19	12.34	19	0

STATE DEL AT-LARGE

Vote For 18				
168 ORRIS BENDER	8	1.61	8	0
169 MARVIN E. BOSTOCK JR.	21	4.22	21	0
170 RUSSELL BROOKSBANK	13	2.61	13	0
171 CAROLE CARTER.	21	4.22	21	0
172 E. WAYNE CARTER	25	5.02	25	0
173 KELLEY CURRAN.	22	4.42	22	0
174 LOIS ANN ENGBRETSON	19	3.82	19	0
175 LEAH FARRIS	18	3.61	18	0
176 JAMIE HUDGINS.	16	3.21	16	0
177 GARY R. KOPP	20	4.02	20	0
178 RYAN LYNCH.	26	5.22	26	0
179 JASPER MAY III	13	2.61	13	0
180 JERRY MCHUGH	14	2.81	14	0
181 LISA NOEL-GILL	21	4.22	21	0
182 DAVID REINHARDT	24	4.82	24	0
183 BARBARA ANN REYNOLDS	17	3.41	17	0
184 LYNN RHODEA	13	2.61	13	0
185 D. ERIC SCHANSBERG	18	3.61	18	0
186 TONY SINGLETON	22	4.42	22	0
187 R. MONTY SNELLING	37	7.43	37	0
188 MICHAEL R. VAUGHN	14	2.81	14	0
189 WIN WALKER, JR.	34	6.83	34	0
190 ABBIE L. ZASTAWNY	28	5.62	28	0
191 EDWARD "ED Z." ZASTAWNY	34	6.83	34	0

STATE DEL DIST 1

Vote For 5				
192 TERESA J. BALLEW.	21	11.17	21	0
193 RAYMOND DAVIS.	12	6.38	12	0
194 RON GROOMS.	49	26.06	49	0
195 JOSHUA L. GROWE	17	9.04	17	0
196 SHELL LAW	15	7.98	15	0
197 BRIAN LENFERT.	28	14.89	28	0
198 MATTHEW "MATT" OWEN.	35	18.62	35	0
199 GLENN A. PORZIG	11	5.85	11	0



PREC REPORT-GROUP DETAIL

CLARK COUNTY, INDIANA
PRIMARY ELECTION
MAY 08, 2012
DEMOCRATIC

Unofficial Results

RUN DATE:05/08/12 08:45 PM

REPORT-EL30A PAGE 0023-04

0023 JEFFERSONVILLE 12

	TOTAL VOTES	%	EAGLES	IVO'S
PRESIDENT				
Vote For 1				
105 BARACK OBAMA	47	100.00	47	0
US SENATOR				
Vote For 1				
108 JOE DONNELLY	48	100.00	48	0
GOVERNOR				
Vote For 1				
110 JOHN R. GREGG.	53	100.00	53	0
US REP IN CONG DIST 9				
Vote For 1				
112 JONATHAN GEORGE	5	7.58	5	0
113 JOHN GRIFFIN MILLER.	3	4.55	3	0
114 JOHN W. TILFORD	0		0	0
115 ROBERT WINNINGHAM	21	31.82	21	0
116 SHELLI YODER	37	56.06	37	0
STATE REP DISTRICT 71				
Vote For 1				
121 STEVEN R. STEMLER	65	100.00	65	0
JUDGE CIRCUIT 4				
Vote For 1				
124 VICKI L. CARMICHAEL.	58	100.00	58	0
CORONER				
Vote For 1				
127 JOHN HALL	51	100.00	51	0
COMM DIST 1				
Vote For 1				
129 ED MEYER	53	100.00	53	0
COMM DIST 2				
Vote For 1				
131 LES YOUNG	46	100.00	46	0

PREC REPORT-GROUP DETAIL

CLARK COUNTY, INDIANA
PRIMARY ELECTION
MAY 08, 2012
DEMOCRATIC

Unofficial Results

RUN DATE:05/08/12 08:45 PM

REPORT-EL30A PAGE 0023-05

0023 JEFFERSONVILLE 12

	TOTAL VOTES	%	EAGLES	IVO'S
--	-------------	---	--------	-------

COUNCIL AT-LARGE

Vote For 3

138 DAVID RAY ABBOTT.	14	8.09	14	0
139 CHARLES KING	21	12.14	21	0
140 SUSAN POPP.	39	22.54	39	0
141 BRENDA ROSS	24	13.87	24	0
142 PERRY SMITH	37	21.39	37	0
143 KEVIN L. VISSING.	38	21.97	38	0

WE, THE UNDERSIGNED, DO HEREBY CERTIFY
THAT THE ABOVE RESULTS ARE A TRUE AND
ACCURATE ACCOUNT OF ALL BALLOTS COUNTED
AND THAT ALL COUNTERS WERE ZERO (0)
WHEN THE POLLS OPENED AND THAT THE
ELECTION WAS HELD IN ACCORDANCE WITH
THE LAWS OF THE STATE.

ELECTION JUDGE

ELECTION JUDGE

ELECTION JUDGE

PREC REPORT-GROUP DETAIL

CLARK COUNTY, INDIANA
PRIMARY ELECTION
MAY 08, 2012
STATISTICS

Unofficial Results

RUN DATE:05/08/12 08:45 PM

REPORT-EL30A PAGE 0024-01

0024 JEFFERSONVILLE 13

	TOTAL VOTES	%	EAGLES	IVO'S
--	-------------	---	--------	-------

REGISTERED VOTERS - TOTAL	1,954			
BALLOTS CAST - TOTAL	174 175		174	0
BALLOTS CAST - REPUBLICAN	105 106	60.34	105	0
BALLOTS CAST - DEMOCRATIC	69	39.66	69	0
VOTER TURNOUT - TOTAL		8.90		

PREC REPORT-GROUP DETAIL

CLARK COUNTY, INDIANA
PRIMARY ELECTION
MAY 08, 2012
REPUBLICAN

Unofficial Results

RUN DATE:05/08/12 08:45 PM

REPORT-EL30A PAGE 0024-02

0024 JEFFERSONVILLE 13

TOTAL VOTES % EAGLES IVO'S

PRESIDENT

Vote For 1

101 NEWT GINGRICH.		7	6.93	7	0
102 RON PAUL	+1	22 21	20.79	21	0
103 MITT ROMNEY		64	63.37	64	0
104 RICK SANTORUM.		9	8.91	9	0

US SENATOR

Vote For 1

106 RICHARD G. LUGAR.	+1	41 40	38.46	40	0
107 RICHARD E. MOURDOCK.		64	61.54	64	0

GOVERNOR

Vote For 1

109 MIKE PENCE.	+1	87 86	100.00	86	0
-----------------	----	-------	--------	----	---

US REP IN CONG DIST 9

Vote For 1

111 TODD YOUNG.	+1	89 88	100.00	88	0
-----------------	----	-------	--------	----	---

STATE REP DISTRICT 71

Vote For 1

NO CANDIDATE POSITION		0		0	0
-----------------------	--	---	--	---	---

JUDGE CIRCUIT 4

Vote For 1

NO CANDIDATE POSITION		0		0	0
-----------------------	--	---	--	---	---

CORONER

Vote For 1

125 TERRY CONWAY		49	61.25	49	0
126 MARK A. GOODLETT.	+1	32 31	38.75	31	0

COMM DIST 1

Vote For 1

128 RICK STEPHENSON	+1	72 71	100.00	71	0
---------------------	----	-------	--------	----	---

COMM DIST 2

Vote For 1

130 JACK A. COFFMAN SR.	+1	71 70	100.00	70	0
-------------------------	----	-------	--------	----	---

0024 JEFFERSONVILLE 13

TOTAL VOTES % EAGLES IVO'S

COUNCIL AT-LARGE

Vote For 3

132 RONALD BROGAN	+1	42	41	19.81	41	0
133 ADAM HUTCHINSON			18	8.70	18	0
134 KELLY L. KHURI			42	20.29	42	0
135 CHUCK LATHAM	+1	35	34	16.43	34	0
136 RYAN LYNCH			48	23.19	48	0
137 MAC MCINTOSH	+1	25	24	11.59	24	0

STATE DEL AT-LARGE

Vote For 18

168 ORRIS BENDER	+1	27	26	3.74	26	0
169 MARVIN E. BOSTOCK JR.	+1	29	28	4.03	28	0
170 RUSSELL BROOKSBANK			23	3.31	23	0
171 CAROLE CARTER	+1	27	26	3.74	26	0
172 E. WAYNE CARTER			31	4.46	31	0
173 KELLEY CURRAN	+1	36	35	5.04	35	0
174 LOIS ANN ENGBRETSON	+1	22	21	3.02	21	0
175 LEAH FARRIS	+1	26	24	3.45	24	0
176 JAMIE HUDGINS			19	2.73	19	0
177 GARY R. KOPP	+1	40	39	5.61	39	0
178 RYAN LYNCH			42	6.04	42	0
179 JASPER MAY III	+1	25	24	3.45	24	0
180 JERRY MCHUGH	+1	29	28	4.03	28	0
181 LISA NOEL-GILL	+1	51	50	7.19	50	0
182 DAVID REINHARDT			31	4.46	31	0
183 BARBARA ANN REYNOLDS	+1	23	22	3.17	22	0
184 LYNN RHODEA	+1	26	25	3.60	25	0
185 D. ERIC SCHANSBERG	+1	30	29	4.17	29	0
186 TONY SINGLETON			19	2.73	19	0
187 R. MONTY SNELLING	+1	55	51	7.34	51	0
188 MICHAEL R. VAUGHN	+1	17	16	2.30	16	0
189 WIN WALKER, JR.	+1	41	40	5.76	40	0
190 ABBIE L. ZASTAWNY	+1	18	17	2.45	17	0
191 EDWARD "ED Z." ZASTAWNY	+1	30	29	4.17	29	0

STATE DEL DIST 1

Vote For 5

192 TERESA J. BALLEW	+1	49	48	17.45	48	0
193 RAYMOND DAVIS			31	11.27	31	0
194 RON GROOMS	+1	60	59	21.45	59	0
195 JOSHUA L. GROWE			12	4.36	12	0
196 SHELL LAW	+1	31	30	10.91	30	0
197 BRIAN LENFERT	+1	28	27	9.82	27	0
198 MATTHEW "MATT" OWEN	+1	48	47	17.09	47	0
199 GLENN A. PORZIG			21	7.64	21	0

0024 JEFFERSONVILLE 13

	TOTAL VOTES	%	EAGLES	IVO'S
PRESIDENT				
Vote For 1				
105 BARACK OBAMA	54	100.00	54	0
US SENATOR				
Vote For 1				
108 JOE DONNELLY	59	100.00	59	0
GOVERNOR				
Vote For 1				
110 JOHN R. GREGG.	53	100.00	53	0
US REP IN CONG DIST 9				
Vote For 1				
112 JONATHAN GEORGE	14	20.90	14	0
113 JOHN GRIFFIN MILLER.	3	4.48	3	0
114 JOHN W. TILFORD	1	1.49	1	0
115 ROBERT WINNINGHAM	17	25.37	17	0
116 SHELLI YODER	32	47.76	32	0
STATE REP DISTRICT 71				
Vote For 1				
121 STEVEN R. STEMLER	56	100.00	56	0
JUDGE CIRCUIT 4				
Vote For 1				
124 VICKI L. CARMICHAEL.	63	100.00	63	0
CORONER				
Vote For 1				
127 JOHN HALL	55	100.00	55	0
COMM DIST 1				
Vote For 1				
129 ED MEYER	58	100.00	58	0
COMM DIST 2				
Vote For 1				
131 LES YOUNG	57	100.00	57	0

RUN DATE:05/08/12 08:45 PM

REPORT-EL30A PAGE 0024-05

0024 JEFFERSONVILLE 13

	TOTAL VOTES	%	EAGLES	IVO'S
--	-------------	---	--------	-------

COUNCIL AT-LARGE

Vote For 3

138 DAVID RAY ABBOTT.	20	12.27	20	0
139 CHARLES KING	13	7.98	13	0
140 SUSAN POPP.	49	30.06	49	0
141 BRENDA ROSS	31	19.02	31	0
142 PERRY SMITH	21	12.88	21	0
143 KEVIN L. VISSING.	29	17.79	29	0

WE, THE UNDERSIGNED, DO HEREBY CERTIFY
THAT THE ABOVE RESULTS ARE A TRUE AND
ACCURATE ACCOUNT OF ALL BALLOTS COUNTED
AND THAT ALL COUNTERS WERE ZERO (0)
WHEN THE POLLS OPENED AND THAT THE
ELECTION WAS HELD IN ACCORDANCE WITH
THE LAWS OF THE STATE.

ELECTION JUDGE

ELECTION JUDGE

ELECTION JUDGE

0025 JEFFERSONVILLE 14

	TOTAL VOTES	%	EAGLES	IVO'S
REGISTERED VOTERS - TOTAL	991			
BALLOTS CAST - TOTAL	117		117	0
BALLOTS CAST - REPUBLICAN	51	43.59	51	0
BALLOTS CAST - DEMOCRATIC	66	56.41	66	0
VOTER TURNOUT - TOTAL		11.81		

RUN DATE:05/08/12 08:45 PM

REPORT-EL30A PAGE 0025-02

0025 JEFFERSONVILLE 14

TOTAL VOTES % EAGLES IVO'S

PRESIDENT

Vote For 1

101 NEWT GINGRICH.	9	17.65	9	0
102 RON PAUL	8	15.69	8	0
103 MITT ROMNEY	29	56.86	29	0
104 RICK SANTORUM.	5	9.80	5	0

US SENATOR

Vote For 1

106 RICHARD G. LUGAR.	11	22.00	11	0
107 RICHARD E. MOURDOCK.	39	78.00	39	0

GOVERNOR

Vote For 1

109 MIKE PENCE.	44	100.00	44	0
-------------------------	----	--------	----	---

US REP IN CONG DIST 9

Vote For 1

111 TODD YOUNG.	44	100.00	44	0
-------------------------	----	--------	----	---

STATE REP DISTRICT 71

Vote For 1

NO CANDIDATE POSITION	0		0	0
---------------------------------	---	--	---	---

JUDGE CIRCUIT 4

Vote For 1

NO CANDIDATE POSITION	0		0	0
---------------------------------	---	--	---	---

CORONER

Vote For 1

125 TERRY CONWAY	29	67.44	29	0
126 MARK A. GOODLETT.	14	32.56	14	0

COMM DIST 1

Vote For 1

128 RICK STEPHENSON	37	100.00	37	0
-------------------------------	----	--------	----	---

COMM DIST 2

Vote For 1

130 JACK A. COFFMAN SR.	39	100.00	39	0
---------------------------------	----	--------	----	---

0025 JEFFERSONVILLE 14

TOTAL VOTES % EAGLES IVO'S

COUNCIL AT-LARGE

Vote For 3

132 RONALD BROGAN	22	19.30	22	0
133 ADAM HUTCHINSON	10	8.77	10	0
134 KELLY L. KHURI	20	17.54	20	0
135 CHUCK LATHAM	20	17.54	20	0
136 RYAN LYNCH	24	21.05	24	0
137 MAC MCINTOSH	18	15.79	18	0

STATE DEL AT-LARGE

Vote For 18

168 ORRIS BENDER	12	2.93	12	0
169 MARVIN E. BOSTOCK JR.	19	4.63	19	0
170 RUSSELL BROOKSBANK	13	3.17	13	0
171 CAROLE CARTER	19	4.63	19	0
172 E. WAYNE CARTER	19	4.63	19	0
173 KELLEY CURRAN	20	4.88	20	0
174 LOIS ANN ENGBRETSON	15	3.66	15	0
175 LEAH FARRIS	16	3.90	16	0
176 JAMIE HUDGINS	16	3.90	16	0
177 GARY R. KOPP	17	4.15	17	0
178 RYAN LYNCH	22	5.37	22	0
179 JASPER MAY III	8	1.95	8	0
180 JERRY MCHUGH	15	3.66	15	0
181 LISA NOEL-GILL	18	4.39	18	0
182 DAVID REINHARDT	21	5.12	21	0
183 BARBARA ANN REYNOLDS	18	4.39	18	0
184 LYNN RHODEA	15	3.66	15	0
185 D. ERIC SCHANSBERG	10	2.44	10	0
186 TONY SINGLETON	12	2.93	12	0
187 R. MONTY SNELLING	31	7.56	31	0
188 MICHAEL R. VAUGHN	14	3.41	14	0
189 WIN WALKER, JR.	22	5.37	22	0
190 ABBIE L. ZASTAWNY	17	4.15	17	0
191 EDWARD "ED Z." ZASTAWNY	21	5.12	21	0

STATE DEL DIST 1

Vote For 5

192 TERESA J. BALLEW	20	13.42	20	0
193 RAYMOND DAVIS	14	9.40	14	0
194 RON GROOMS	33	22.15	33	0
195 JOSHUA L. GROWE	9	6.04	9	0
196 SHELL LAW	14	9.40	14	0
197 BRIAN LENFERT	18	12.08	18	0
198 MATTHEW "MATT" OWEN	29	19.46	29	0
199 GLENN A. PORZIG	12	8.05	12	0

0025 JEFFERSONVILLE 14

	TOTAL VOTES	%	EAGLES	IVO'S
PRESIDENT				
Vote For 1				
105 BARACK OBAMA	56	100.00	56	0
US SENATOR				
Vote For 1				
108 JOE DONNELLY	52	100.00	52	0
GOVERNOR				
Vote For 1				
110 JOHN R. GREGG.	51	100.00	51	0
US REP IN CONG DIST 9				
Vote For 1				
112 JONATHAN GEORGE	6	10.17	6	0
113 JOHN GRIFFIN MILLER.	5	8.47	5	0
114 JOHN W. TILFORD	5	8.47	5	0
115 ROBERT WINNINGHAM	21	35.59	21	0
116 SHELLI YODER	22	37.29	22	0
STATE REP DISTRICT 71				
Vote For 1				
121 STEVEN R. STEMLER	58	100.00	58	0
JUDGE CIRCUIT 4				
Vote For 1				
124 VICKI L. CARMICHAEL.	54	100.00	54	0
CORONER				
Vote For 1				
127 JOHN HALL	53	100.00	53	0
COMM DIST 1				
Vote For 1				
129 ED MEYER	45	100.00	45	0
COMM DIST 2				
Vote For 1				
131 LES YOUNG	42	100.00	42	0

0025 JEFFERSONVILLE 14

TOTAL VOTES % EAGLES IVO'S

COUNCIL AT-LARGE

Vote For 3

138 DAVID RAY ABBOTT.	20	12.42	20	0
139 CHARLES KING	17	10.56	17	0
140 SUSAN POPP.	39	24.22	39	0
141 BRENDA ROSS	26	16.15	26	0
142 PERRY SMITH	31	19.25	31	0
143 KEVIN L. VISSING.	28	17.39	28	0

WE, THE UNDERSIGNED, DO HEREBY CERTIFY
THAT THE ABOVE RESULTS ARE A TRUE AND
ACCURATE ACCOUNT OF ALL BALLOTS COUNTED
AND THAT ALL COUNTERS WERE ZERO (0)
WHEN THE POLLS OPENED AND THAT THE
ELECTION WAS HELD IN ACCORDANCE WITH
THE LAWS OF THE STATE.

ELECTION JUDGE

ELECTION JUDGE

ELECTION JUDGE

RUN DATE:05/08/12 08:45 PM

REPORT-EL30A PAGE 0026-01

0026 JEFFERSONVILLE 15

	TOTAL VOTES	%	EAGLES	IVO'S
REGISTERED VOTERS - TOTAL	935			
BALLOTS CAST - TOTAL	+3 195	192	192	0
BALLOTS CAST - REPUBLICAN	+2 121	119	119	0
BALLOTS CAST - DEMOCRATIC	+1 74	73	73	0
VOTER TURNOUT - TOTAL		20.53		



RUN DATE:05/08/12 08:45 PM

REPORT-EL30A PAGE 0026-02

0026 JEFFERSONVILLE 15

TOTAL VOTES % EAGLES IVO'S

PRESIDENT

Vote For 1					
101 NEWT GINGRICH.		6	5.36	6	0
102 RON PAUL		15	13.39	15	0
103 MITT ROMNEY	+2	80	78 69.64	78	0
104 RICK SANTORUM.		13	11.61	13	0

US SENATOR

Vote For 1					
106 RICHARD G. LUGAR.		47	39.50	47	0
107 RICHARD E. MOURDOCK.	+2	74	72 60.50	72	0

GOVERNOR

Vote For 1					
109 MIKE PENCE.	+2	86	84 100.00	84	0

US REP IN CONG DIST 9

Vote For 1					
111 TODD YOUNG.	+2	96	94 100.00	94	0

STATE REP DISTRICT 71

Vote For 1					
NO CANDIDATE POSITION		0		0	0

JUDGE CIRCUIT 4

Vote For 1					
NO CANDIDATE POSITION		0		0	0

CORONER

Vote For 1					
125 TERRY CONWAY	+1	51	50 65.79	50	0
126 MARK A. GOODLETT.	+1	27	26 34.21	26	0

COMM DIST 1

Vote For 1					
128 RICK STEPHENSON	+2	74	72 100.00	72	0

COMM DIST 2

Vote For 1					
130 JACK A. COFFMAN SR..	+2	74	72 100.00	72	0







RUN DATE:05/08/12 08:45 PM

REPORT-EL30A PAGE 0026-03

0026 JEFFERSONVILLE 15


	TOTAL VOTES	%	EAGLES	IVO'S	
COUNCIL AT-LARGE					
Vote For 3					
132 RONALD BROGAN.	+2 54	52	24.64	52	0
133 ADAM HUTCHINSON	16	7.58	16	16	0
134 KELLY L. KHURI	51	24.17	51	51	0
135 CHUCK LATHAM	+2 27	25	11.85	25	0
136 RYAN LYNCH.	+2 53	51	24.17	51	0
137 MAC MCINTOSH	16	7.58	16	16	0

STATE DEL AT-LARGE

	TOTAL VOTES	%	EAGLES	IVO'S	
Vote For 18					
168 ORRIS BENDER	+1 24	23	2.99	23	0
169 MARVIN E. BOSTOCK JR.	+1 31	30	3.90	30	0
170 RUSSELL BROOKSBANK	+1 19	18	2.34	18	0
171 CAROLE CARTER.	+2 33	31	4.03	31	0
172 E. WAYNE CARTER	+2 40	38	4.94	38	0
173 KELLEY CURRAN.	25	3.25	25	25	0
174 LOIS ANN ENGBRETSON	+1 39	38	4.94	38	0
175 LEAH FARRIS	25	3.25	25	25	0
176 JAMIE HUDGINS.	15	1.95	15	15	0
177 GARY R. KOPP	27	3.51	27	27	0
178 RYAN LYNCH.	+2 42	40	5.19	40	0
179 JASPER MAY III	16	2.08	16	16	0
180 JERRY MCHUGH	21	2.73	21	21	0
181 LISA NOEL-GILL	+2 41	39	5.06	39	0
182 DAVID REINHARDT	+2 40	38	4.94	38	0
183 BARBARA ANN REYNOLDS	19	2.47	19	19	0
184 LYNN RHODEA	18	2.34	18	18	0
185 D. ERIC SCHANSBERG	28	3.64	28	28	0
186 TONY SINGLETON	+2 30	30	3.90	30	0
187 R. MONTY SNELLING	45	5.84	45	45	0
188 MICHAEL R. VAUGHN	17	2.21	17	17	0
189 WIN WALKER, JR.	+2 60	58	7.53	58	0
190 ABBIE L. ZASTAWNY	+2 63	61	7.92	61	0
191 EDWARD "ED Z." ZASTAWNY	+2 72	70	9.09	70	0

STATE DEL DIST 1

	TOTAL VOTES	%	EAGLES	IVO'S	
Vote For 5					
192 TERESA J. BALLEW.	36	12.46	36	36	0
193 RAYMOND DAVIS.	25	8.65	25	25	0
194 RON GROOMS.	+2 81	79	27.34	79	0
195 JOSHUA L. GROWE	17	5.88	17	17	0
196 SHELL LAW	+2 35	33	11.42	33	0
197 BRIAN LENFERT.	+1 34	33	11.42	33	0
198 MATTHEW "MATT" OWEN.	+1 59	58	20.07	58	0
199 GLENN A. PORZIG	8	2.77	8	8	0









RUN DATE:05/08/12 08:45 PM

REPORT-EL30A PAGE 0026-04

0026 JEFFERSONVILLE 15

	TOTAL VOTES	%	EAGLES	IVO'S
PRESIDENT				
Vote For 1				
105 BARACK OBAMA +1	57 56	100.00	56	0
US SENATOR				
Vote For 1				
108 JOE DONNELLY +1	63 62	100.00	62	0
GOVERNOR				
Vote For 1				
110 JOHN R. GREGG. +1	58 57	100.00	57	0
US REP IN CONG DIST 9				
Vote For 1				
112 JONATHAN GEORGE	22	32.35	22	0
113 JOHN GRIFFIN MILLER.	2	2.94	2	0
114 JOHN W. TILFORD +1	5 4	5.88	4	0
115 ROBERT WINNINGHAM	21	30.88	21	0
116 SHELLI YODER	19	27.94	19	0
STATE REP DISTRICT 71				
Vote For 1				
121 STEVEN R. STEMLER +1	69 68	100.00	68	0
JUDGE CIRCUIT 4				
Vote For 1				
124 VICKI L. CARMICHAEL. +1	65 64	100.00	64	0
CORONER				
Vote For 1				
127 JOHN HALL +1	55 54	100.00	54	0
COMM DIST 1				
Vote For 1				
129 ED MEYER +1	57 56	100.00	56	0
COMM DIST 2				
Vote For 1				
131 LES YOUNG +1	53 52	100.00	52	0

RUN DATE:05/08/12 08:45 PM

REPORT-EL30A PAGE 0026-05

0026 JEFFERSONVILLE 15

TOTAL VOTES % EAGLES IVO'S

COUNCIL AT-LARGE

Vote For 3

138 DAVID RAY ABBOTT.	+1	17	16	9.04	16	0
139 CHARLES KING . . .	+1	31	30	16.95	30	0
140 SUSAN POPP.		36	36	20.34	36	0
141 BRENDA ROSS		26	26	14.69	26	0
142 PERRY SMITH		28	28	15.82	28	0
143 KEVIN L. VISSING. . .	+1	42	41	23.16	41	0

WE, THE UNDERSIGNED, DO HEREBY CERTIFY
THAT THE ABOVE RESULTS ARE A TRUE AND
ACCURATE ACCOUNT OF ALL BALLOTS COUNTED
AND THAT ALL COUNTERS WERE ZERO (0)
WHEN THE POLLS OPENED AND THAT THE
ELECTION WAS HELD IN ACCORDANCE WITH
THE LAWS OF THE STATE.

ELECTION JUDGE

ELECTION JUDGE

ELECTION JUDGE

RUN DATE:05/08/12 08:45 PM

REPORT-EL30A PAGE 0024-01

0024 JEFFERSONVILLE 13

	TOTAL VOTES	%	EAGLES	IVO'S
REGISTERED VOTERS - TOTAL	1,954			
BALLOTS CAST - TOTAL	174 175		174	0
BALLOTS CAST - REPUBLICAN	105 106	60.34	105	0
BALLOTS CAST - DEMOCRATIC	69	39.66	69	0
VOTER TURNOUT - TOTAL		8.90		

RUN DATE:05/08/12 08:45 PM

REPORT-EL30A PAGE 0024-02

0024 JEFFERSONVILLE 13

TOTAL VOTES % EAGLES IVO'S

PRESIDENT

Vote For 1					
101 NEWT GINGRICH.		7	6.93	7	0
102 RON PAUL	+1	22 21	20.79	21	0
103 MITT ROMNEY		64	63.37	64	0
104 RICK SANTORUM.		9	8.91	9	0

US SENATOR

Vote For 1					
106 RICHARD G. LUGAR.	+1	41 40	38.46	40	0
107 RICHARD E. MOURDOCK.		64	61.54	64	0

GOVERNOR

Vote For 1					
109 MIKE PENCE.	+1	87 86	100.00	86	0

US REP IN CONG DIST 9

Vote For 1					
111 TODD YOUNG.	+1	89 88	100.00	88	0

STATE REP DISTRICT 71

Vote For 1					
NO CANDIDATE POSITION		0		0	0

JUDGE CIRCUIT 4

Vote For 1					
NO CANDIDATE POSITION		0		0	0

CORONER

Vote For 1					
125 TERRY CONWAY		49	61.25	49	0
126 MARK A. GOODLETT.	+1	32 31	38.75	31	0

COMM DIST 1

Vote For 1					
128 RICK STEPHENSON	+1	72 71	100.00	71	0

COMM DIST 2

Vote For 1					
130 JACK A. COFFMAN SR.	+1	71 70	100.00	70	0



PREC REPORT-GROUP DETAIL

CLARK COUNTY, INDIANA
 PRIMARY ELECTION
 MAY 08, 2012
 REPUBLICAN

Unofficial Results

RUN DATE:05/08/12 08:45 PM

REPORT-EL30A PAGE 0024-03

0024 JEFFERSONVILLE 13

TOTAL VOTES % EAGLES IVO'S

COUNCIL AT-LARGE

Vote For 3

132 RONALD BROGAN.	+1	42	41	19.81	41	0
133 ADAM HUTCHINSON		18		8.70	18	0
134 KELLY L. KHURI		42		20.29	42	0
135 CHUCK LATHAM	+1	35	34	16.43	34	0
136 RYAN LYNCH.		48		23.19	48	0
137 MAC MCINTOSH	+1	25	24	11.59	24	0

STATE DEL AT-LARGE

Vote For 18

168 ORRIS BENDER	+1	27	26	3.74	26	0
169 MARVIN E. BOSTOCK JR.	+1	29	28	4.03	28	0
170 RUSSELL BROOKSBANK			23	3.31	23	0
171 CAROLE CARTER.	+1	27	26	3.74	26	0
172 E. WAYNE CARTER			31	4.46	31	0
173 KELLEY CURRAN.	+1	36	35	5.04	35	0
174 LOIS ANN ENGBRETSON	+1	22	21	3.02	21	0
175 LEAH FARRIS	+1	25	24	3.45	24	0
176 JAMIE HUDGINS.			19	2.73	19	0
177 GARY R. KOPP	+1	40	39	5.61	39	0
178 RYAN LYNCH.			42	6.04	42	0
179 JASPER MAY III	+1	25	24	3.45	24	0
180 JERRY MCHUGH	+1	29	28	4.03	28	0
181 LISA NOEL-GILL	+1	51	50	7.19	50	0
182 DAVID REINHARDT			31	4.46	31	0
183 BARBARA ANN REYNOLDS	+1	23	22	3.17	22	0
184 LYNN RHODEA	+1	26	25	3.60	25	0
185 D. ERIC SCHANSBERG	+1	30	29	4.17	29	0
186 TONY SINGLETON			19	2.73	19	0
187 R. MONTY SNELLING	+1	52	51	7.34	51	0
188 MICHAEL R. VAUGHN	+1	17	16	2.30	16	0
189 WIN WALKER, JR.	+1	41	40	5.76	40	0
190 ABBIE L. ZASTAWNY	+1	18	17	2.45	17	0
191 EDWARD "ED Z." ZASTAWNY	+1	30	29	4.17	29	0

STATE DEL DIST 1

Vote For 5

192 TERESA J. BALLEW.	+1	49	48	17.45	48	0
193 RAYMOND DAVIS.			31	11.27	31	0
194 RON GROOMS.	+1	60	59	21.45	59	0
195 JOSHUA L. GROWE			12	4.36	12	0
196 SHELL LAW	+1	31	30	10.91	30	0
197 BRIAN LENFERT.	+1	28	27	9.82	27	0
198 MATTHEW "MATT" OWEN.	+1	48	47	17.09	47	0
199 GLENN A. PORZIG			21	7.64	21	0

RUN DATE:05/08/12 08:45 PM

REPORT-EL30A PAGE 0024-04

0024 JEFFERSONVILLE 13

TOTAL VOTES % EAGLES IVO'S

PRESIDENT

Vote For 1
105 BARACK OBAMA 54 100.00 54 0

US SENATOR

Vote For 1
108 JOE DONNELLY 59 100.00 59 0

GOVERNOR

Vote For 1
110 JOHN R. GREGG. 53 100.00 53 0

US REP IN CONG DIST 9

Vote For 1
112 JONATHAN GEORGE 14 20.90 14 0
113 JOHN GRIFFIN MILLER. 3 4.48 3 0
114 JOHN W. TILFORD 1 1.49 1 0
115 ROBERT WINNINGHAM 17 25.37 17 0
116 SHELLI YODER 32 47.76 32 0

STATE REP DISTRICT 71

Vote For 1
121 STEVEN R. STEMLER 56 100.00 56 0

JUDGE CIRCUIT 4

Vote For 1
124 VICKI L. CARMICHAEL. 63 100.00 63 0

CORONER

Vote For 1
127 JOHN HALL 55 100.00 55 0

COMM DIST 1

Vote For 1
129 ED MEYER 58 100.00 58 0

COMM DIST 2

Vote For 1
131 LES YOUNG 57 100.00 57 0

0024 JEFFERSONVILLE 13

	TOTAL VOTES	%	EAGLES	IVO'S
--	-------------	---	--------	-------

COUNCIL AT-LARGE

Vote For 3

138 DAVID RAY ABBOTT.	20	12.27	20	0
139 CHARLES KING	13	7.98	13	0
140 SUSAN POPP.	49	30.06	49	0
141 BRENDA ROSS	31	19.02	31	0
142 PERRY SMITH	21	12.88	21	0
143 KEVIN L. VISSING.	29	17.79	29	0

WE, THE UNDERSIGNED, DO HEREBY CERTIFY
THAT THE ABOVE RESULTS ARE A TRUE AND
ACCURATE ACCOUNT OF ALL BALLOTS COUNTED
AND THAT ALL COUNTERS WERE ZERO (0)
WHEN THE POLLS OPENED AND THAT THE
ELECTION WAS HELD IN ACCORDANCE WITH
THE LAWS OF THE STATE.

ELECTION JUDGE

ELECTION JUDGE

ELECTION JUDGE

PREC REPORT-GROUP DETAIL

CLARK COUNTY, INDIANA
PRIMARY ELECTION
MAY 08, 2012
STATISTICS

Unofficial Results

RUN DATE:05/08/12 08:45 PM

REPORT-EL30A PAGE 0025-01

0025 JEFFERSONVILLE 14

	TOTAL VOTES	%	EAGLES	IVO'S
REGISTERED VOTERS - TOTAL	991			
BALLOTS CAST - TOTAL	117		117	0
BALLOTS CAST - REPUBLICAN	51	43.59	51	0
BALLOTS CAST - DEMOCRATIC	66	56.41	66	0
VOTER TURNOUT - TOTAL		11.81		

RUN DATE:05/08/12 08:45 PM

REPORT-EL30A PAGE 0025-02

0025 JEFFERSONVILLE 14

	TOTAL VOTES	%	EAGLES	IVO'S
PRESIDENT				
Vote For 1				
101 NEWT GINGRICH.	9	17.65	9	0
102 RON PAUL	8	15.69	8	0
103 MITT ROMNEY	29	56.86	29	0
104 RICK SANTORUM.	5	9.80	5	0
US SENATOR				
Vote For 1				
106 RICHARD G. LUGAR.	11	22.00	11	0
107 RICHARD E. MOURDOCK.	39	78.00	39	0
GOVERNOR				
Vote For 1				
109 MIKE PENCE.	44	100.00	44	0
US REP IN CONG DIST 9				
Vote For 1				
111 TODD YOUNG.	44	100.00	44	0
STATE REP DISTRICT 71				
Vote For 1				
NO CANDIDATE POSITION	0		0	0
JUDGE CIRCUIT 4				
Vote For 1				
NO CANDIDATE POSITION	0		0	0
CORONER				
Vote For 1				
125 TERRY CONWAY	29	67.44	29	0
126 MARK A. GOODLETT.	14	32.56	14	0
COMM DIST 1				
Vote For 1				
128 RICK STEPHENSON	37	100.00	37	0
COMM DIST 2				
Vote For 1				
130 JACK A. COFFMAN SR.	39	100.00	39	0



0025 JEFFERSONVILLE 14

TOTAL VOTES % EAGLES IVO'S

COUNCIL AT-LARGE

Vote For 3

132 RONALD BROGAN.	22	19.30	22	0
133 ADAM HUTCHINSON	10	8.77	10	0
134 KELLY L. KHURI	20	17.54	20	0
135 CHUCK LATHAM	20	17.54	20	0
136 RYAN LYNCH.	24	21.05	24	0
137 MAC MCINTOSH	18	15.79	18	0

STATE DEL AT-LARGE

Vote For 18

168 ORRIS BENDER	12	2.93	12	0
169 MARVIN E. BOSTOCK JR.	19	4.63	19	0
170 RUSSELL BROOKSBANK	13	3.17	13	0
171 CAROLE CARTER.	19	4.63	19	0
172 E. WAYNE CARTER	19	4.63	19	0
173 KELLEY CURRAN.	20	4.88	20	0
174 LOIS ANN ENGBRETSON	15	3.66	15	0
175 LEAH FARRIS	16	3.90	16	0
176 JAMIE HUDGINS.	16	3.90	16	0
177 GARY R. KOPP	17	4.15	17	0
178 RYAN LYNCH.	22	5.37	22	0
179 JASPER MAY III	8	1.95	8	0
180 JERRY MCHUGH	15	3.66	15	0
181 LISA NOEL-GILL	18	4.39	18	0
182 DAVID REINHARDT	21	5.12	21	0
183 BARBARA ANN REYNOLDS	18	4.39	18	0
184 LYNN RHODEA	15	3.66	15	0
185 D. ERIC SCHANSBERG	10	2.44	10	0
186 TONY SINGLETON	12	2.93	12	0
187 R. MONTY SNELLING	31	7.56	31	0
188 MICHAEL R. VAUGHN	14	3.41	14	0
189 WIN WALKER, JR.	22	5.37	22	0
190 ABBIE L. ZASTAWNY	17	4.15	17	0
191 EDWARD "ED Z." ZASTAWNY	21	5.12	21	0

STATE DEL DIST 1

Vote For 5

192 TERESA J. BALLEW.	20	13.42	20	0
193 RAYMOND DAVIS.	14	9.40	14	0
194 RON GROOMS.	33	22.15	33	0
195 JOSHUA L. GROWE	9	6.04	9	0
196 SHELL LAW	14	9.40	14	0
197 BRIAN LENFERT.	18	12.08	18	0
198 MATTHEW "MATT" OWEN.	29	19.46	29	0
199 GLENN A. PORZIG	12	8.05	12	0

RUN DATE:05/08/12 08:45 PM

REPORT-EL30A PAGE 0025-04

0025 JEFFERSONVILLE 14

	TOTAL VOTES	%	EAGLES	IVO'S
PRESIDENT				
Vote For 1				
105 BARACK OBAMA	56	100.00	56	0
US SENATOR				
Vote For 1				
108 JOE DONNELLY	52	100.00	52	0
GOVERNOR				
Vote For 1				
110 JOHN R. GREGG.	51	100.00	51	0
US REP IN CONG DIST 9				
Vote For 1				
112 JONATHAN GEORGE	6	10.17	6	0
113 JOHN GRIFFIN MILLER.	5	8.47	5	0
114 JOHN W. TILFORD	5	8.47	5	0
115 ROBERT WINNINGHAM	21	35.59	21	0
116 SHELLI YODER	22	37.29	22	0
STATE REP DISTRICT 71				
Vote For 1				
121 STEVEN R. STEMLER	58	100.00	58	0
JUDGE CIRCUIT 4				
Vote For 1				
124 VICKI L. CARMICHAEL.	54	100.00	54	0
CORONER				
Vote For 1				
127 JOHN HALL	53	100.00	53	0
COMM DIST 1				
Vote For 1				
129 ED MEYER	45	100.00	45	0
COMM DIST 2				
Vote For 1				
131 LES YOUNG	42	100.00	42	0

RUN DATE:05/08/12 08:45 PM

REPORT-EL30A PAGE 0025-05

0025 JEFFERSONVILLE 14

	TOTAL VOTES	%	EAGLES	IVO'S
--	-------------	---	--------	-------

COUNCIL AT-LARGE

Vote For 3

138 DAVID RAY ABBOTT.	20	12.42	20	0
139 CHARLES KING	17	10.56	17	0
140 SUSAN POPP.	39	24.22	39	0
141 BRENDA ROSS	26	16.15	26	0
142 PERRY SMITH	31	19.25	31	0
143 KEVIN L. VISSING.	28	17.39	28	0

WE, THE UNDERSIGNED, DO HEREBY CERTIFY
THAT THE ABOVE RESULTS ARE A TRUE AND
ACCURATE ACCOUNT OF ALL BALLOTS COUNTED
AND THAT ALL COUNTERS WERE ZERO (0)
WHEN THE POLLS OPENED AND THAT THE
ELECTION WAS HELD IN ACCORDANCE WITH
THE LAWS OF THE STATE.

ELECTION JUDGE

ELECTION JUDGE

ELECTION JUDGE

PREC REPORT-GROUP DETAIL

CLARK COUNTY, INDIANA
PRIMARY ELECTION
MAY 08, 2012
STATISTICS

Unofficial Results

RUN DATE:05/08/12 08:45 PM

REPORT-EL30A PAGE 0027-01

0027 JEFFERSONVILLE 16

	TOTAL VOTES	%	EAGLES	IVO'S
REGISTERED VOTERS - TOTAL	1,791			
BALLOTS CAST - TOTAL	334		334	0
BALLOTS CAST - REPUBLICAN	196	58.68	196	0
BALLOTS CAST - DEMOCRATIC	138	41.32	138	0
VOTER TURNOUT - TOTAL		18.65		

0027 JEFFERSONVILLE 16

TOTAL VOTES % EAGLES IVO'S

PRESIDENT

Vote For 1

101 NEWT GINGRICH.	12	6.78	12	0
102 RON PAUL	18	10.17	18	0
103 MITT ROMNEY	127	71.75	127	0
104 RICK SANTORUM.	20	11.30	20	0

US SENATOR

Vote For 1

106 RICHARD G. LUGAR.	54	28.27	54	0
107 RICHARD E. MOURDOCK.	137	71.73	137	0

GOVERNOR

Vote For 1

109 MIKE PENCE.	141	100.00	141	0
-------------------------	-----	--------	-----	---

US REP IN CONG DIST 9

Vote For 1

111 TODD YOUNG.	152	100.00	152	0
-------------------------	-----	--------	-----	---

STATE REP DISTRICT 71

Vote For 1

NO CANDIDATE POSITION	0		0	0
---------------------------------	---	--	---	---

JUDGE CIRCUIT 4

Vote For 1

NO CANDIDATE POSITION	0		0	0
---------------------------------	---	--	---	---

CORONER

Vote For 1

125 TERRY CONWAY	81	60.45	81	0
126 MARK A. GOODLETT.	53	39.55	53	0

COMM DIST 1

Vote For 1

128 RICK STEPHENSON	113	100.00	113	0
-------------------------------	-----	--------	-----	---

COMM DIST 2

Vote For 1

130 JACK A. COFFMAN SR..	118	100.00	118	0
----------------------------------	-----	--------	-----	---



0027 JEFFERSONVILLE 16

TOTAL VOTES % EAGLES IVO'S

COUNCIL AT-LARGE

Vote For 3

132 RONALD BROGAN	61	17.58	61	0
133 ADAM HUTCHINSON	29	8.36	29	0
134 KELLY L. KHURI	107	30.84	107	0
135 CHUCK LATHAM	47	13.54	47	0
136 RYAN LYNCH	62	17.87	62	0
137 MAC MCINTOSH	41	11.82	41	0

STATE DEL AT-LARGE

Vote For 18

168 ORRIS BENDER	30	2.62	30	0
169 MARVIN E. BOSTOCK JR.	54	4.71	54	0
170 RUSSELL BROOKSBANK	21	1.83	21	0
171 CAROLE CARTER	42	3.66	42	0
172 E. WAYNE CARTER	50	4.36	50	0
173 KELLEY CURRAN	54	4.71	54	0
174 LOIS ANN ENGBRETSON	59	5.15	59	0
175 LEAH FARRIS	35	3.05	35	0
176 JAMIE HUDGINS	31	2.71	31	0
177 GARY R. KOPP	48	4.19	48	0
178 RYAN LYNCH	54	4.71	54	0
179 JASPER MAY III	20	1.75	20	0
180 JERRY MCHUGH	26	2.27	26	0
181 LISA NOEL-GILL	40	3.49	40	0
182 DAVID REINHARDT	46	4.01	46	0
183 BARBARA ANN REYNOLDS	42	3.66	42	0
184 LYNN RHODEA	35	3.05	35	0
185 D. ERIC SCHANSBERG	38	3.32	38	0
186 TONY SINGLETON	45	3.93	45	0
187 R. MONTY SNELLING	81	7.07	81	0
188 MICHAEL R. VAUGHN	29	2.53	29	0
189 WIN WALKER, JR.	89	7.77	89	0
190 ABBIE L. ZASTAWNY	73	6.37	73	0
191 EDWARD "ED Z." ZASTAWNY	104	9.08	104	0

STATE DEL DIST 1

Vote For 5

192 TERESA J. BALLEW	68	14.62	68	0
193 RAYMOND DAVIS	29	6.24	29	0
194 RON GROOMS	138	29.68	138	0
195 JOSHUA L. GROWE	28	6.02	28	0
196 SHELL LAW	45	9.68	45	0
197 BRIAN LENFERT	54	11.61	54	0
198 MATTHEW "MATT" OWEN	77	16.56	77	0
199 GLENN A. PORZIG	26	5.59	26	0

RUN DATE:05/08/12 08:45 PM

REPORT-EL30A PAGE 0027-04

0027 JEFFERSONVILLE 16

	TOTAL VOTES	%	EAGLES	IVO'S
PRESIDENT				
Vote For 1				
105 BARACK OBAMA	102	100.00	102	0
US SENATOR				
Vote For 1				
108 JOE DONNELLY	92	100.00	92	0
GOVERNOR				
Vote For 1				
110 JOHN R. GREGG.	97	100.00	97	0
US REP IN CONG DIST 9				
Vote For 1				
112 JONATHAN GEORGE	28	21.54	28	0
113 JOHN GRIFFIN MILLER.	4	3.08	4	0
114 JOHN W. TILFORD	2	1.54	2	0
115 ROBERT WINNINGHAM	45	34.62	45	0
116 SHELLI YODER	51	39.23	51	0
STATE REP DISTRICT 71				
Vote For 1				
121 STEVEN R. STEMLER	123	100.00	123	0
JUDGE CIRCUIT 4				
Vote For 1				
124 VICKI L. CARMICHAEL.	114	100.00	114	0
CORONER				
Vote For 1				
127 JOHN HALL	98	100.00	98	0
COMM DIST 1				
Vote For 1				
129 ED MEYER	101	100.00	101	0
COMM DIST 2				
Vote For 1				
131 LES YOUNG	96	100.00	96	0

0027 JEFFERSONVILLE 16

	TOTAL VOTES	%	EAGLES	IVO'S
--	-------------	---	--------	-------

COUNCIL AT-LARGE

Vote For 3

138 DAVID RAY ABBOTT.	30	9.38	30	0
139 CHARLES KING	31	9.69	31	0
140 SUSAN POPP.	80	25.00	80	0
141 BRENDA ROSS	44	13.75	44	0
142 PERRY SMITH	66	20.63	66	0
143 KEVIN L. VISSING.	69	21.56	69	0

WE, THE UNDERSIGNED, DO HEREBY CERTIFY
THAT THE ABOVE RESULTS ARE A TRUE AND
ACCURATE ACCOUNT OF ALL BALLOTS COUNTED
AND THAT ALL COUNTERS WERE ZERO (0)
WHEN THE POLLS OPENED AND THAT THE
ELECTION WAS HELD IN ACCORDANCE WITH
THE LAWS OF THE STATE.

ELECTION JUDGE

ELECTION JUDGE

ELECTION JUDGE

PREC REPORT-GROUP DETAIL

CLARK COUNTY, INDIANA
PRIMARY ELECTION
MAY 08, 2012
STATISTICS

Unofficial Results

RUN DATE:05/08/12 08:45 PM

REPORT-EL30A PAGE 0028-01

0028 JEFFERSONVILLE 17

	TOTAL VOTES	%	EAGLES	IVO'S
REGISTERED VOTERS - TOTAL	1,758			
BALLOTS CAST - TOTAL	274		274	0
BALLOTS CAST - REPUBLICAN	148	54.01	148	0
BALLOTS CAST - DEMOCRATIC	126	45.99	126	0
VOTER TURNOUT - TOTAL		15.59		

RUN DATE:05/08/12 08:45 PM

REPORT-EL30A PAGE 0028-02

0028 JEFFERSONVILLE 17

	TOTAL VOTES	%	EAGLES	IVO'S
PRESIDENT				
Vote For 1				
101 NEWT GINGRICH.	11	7.75	11	0
102 RON PAUL	33	23.24	33	0
103 MITT ROMNEY	85	59.86	85	0
104 RICK SANTORUM.	13	9.15	13	0
US SENATOR				
Vote For 1				
106 RICHARD G. LUGAR.	35	24.31	35	0
107 RICHARD E. MOURDOCK.	109	75.69	109	0
GOVERNOR				
Vote For 1				
109 MIKE PENCE.	110	100.00	110	0
US REP IN CONG DIST 9				
Vote For 1				
111 TODD YOUNG.	119	100.00	119	0
STATE REP DISTRICT 71				
Vote For 1				
NO CANDIDATE POSITION	0		0	0
JUDGE CIRCUIT 4				
Vote For 1				
NO CANDIDATE POSITION	0		0	0
CORONER				
Vote For 1				
125 TERRY CONWAY	54	50.94	54	0
126 MARK A. GOODLETT.	52	49.06	52	0
COMM DIST 1				
Vote For 1				
128 RICK STEPHENSON	98	100.00	98	0
COMM DIST 2				
Vote For 1				
130 JACK A. COFFMAN SR..	103	100.00	103	0

0028 JEFFERSONVILLE 17

TOTAL VOTES % EAGLES IVO'S

COUNCIL AT-LARGE

Vote For 3

132 RONALD BROGAN.	37	13.70	37	0
133 ADAM HUTCHINSON .	32	11.85	32	0
134 KELLY L. KHURI .	68	25.19	68	0
135 CHUCK LATHAM .	42	15.56	42	0
136 RYAN LYNCH. .	56	20.74	56	0
137 MAC MCINTOSH .	35	12.96	35	0

PC JEFFERSONVILLE 17

Vote For 1

151 GLENN A. PORZIG .	30	22.39	30	0
152 CONNIE SELLERS .	104	77.61	104	0

STATE DEL AT-LARGE

Vote For 18

168 ORRIS BENDER .	34	3.64	34	0
169 MARVIN E. BOSTOCK JR. .	34	3.64	34	0
170 RUSSELL BROOKSBANK .	34	3.64	34	0
171 CAROLE CARTER. .	28	2.99	28	0
172 E. WAYNE CARTER .	39	4.17	39	0
173 KELLEY CURRAN. .	47	5.03	47	0
174 LOIS ANN ENGBRETSON .	31	3.32	31	0
175 LEAH FARRIS .	36	3.85	36	0
176 JAMIE HUDGINS. .	25	2.67	25	0
177 GARY R. KOPP .	51	5.45	51	0
178 RYAN LYNCH. .	48	5.13	48	0
179 JASPER MAY III .	31	3.32	31	0
180 JERRY MCHUGH .	35	3.74	35	0
181 LISA NOEL-GILL .	41	4.39	41	0
182 DAVID REINHARDT .	44	4.71	44	0
183 BARBARA ANN REYNOLDS .	37	3.96	37	0
184 LYNN RHODEA .	43	4.60	43	0
185 D. ERIC SCHANSBERG .	46	4.92	46	0
186 TONY SINGLETON .	34	3.64	34	0
187 R. MONTY SNELLING .	70	7.49	70	0
188 MICHAEL R. VAUGHN .	26	2.78	26	0
189 WIN WALKER, JR. .	40	4.28	40	0
190 ABBIE L. ZASTAWNY .	36	3.85	36	0
191 EDWARD "ED Z." ZASTAWNY .	45	4.81	45	0

STATE DEL DIST 1

Vote For 5

192 TERESA J. BALLEW. .	64	17.11	64	0
193 RAYMOND DAVIS. .	31	8.29	31	0
194 RON GROOMS. .	82	21.93	82	0
195 JOSHUA L. GROWE .	15	4.01	15	0
196 SHELL LAW .	37	9.89	37	0
197 BRIAN LENFERT. .	29	7.75	29	0
198 MATTHEW "MATT" OWEN. .	59	15.78	59	0
199 GLENN A. PORZIG .	57	15.24	57	0

RUN DATE:05/08/12 08:45 PM

REPORT-EL30A PAGE 0028-04

0028 JEFFERSONVILLE 17

	TOTAL VOTES	%	EAGLES	IVO'S
PRESIDENT				
Vote For 1				
105 BARACK OBAMA	99	100.00	99	0
US SENATOR				
Vote For 1				
108 JOE DONNELLY	101	100.00	101	0
GOVERNOR				
Vote For 1				
110 JOHN R. GREGG.	103	100.00	103	0
US REP IN CONG DIST 9				
Vote For 1				
112 JONATHAN GEORGE	16	13.91	16	0
113 JOHN GRIFFIN MILLER.	8	6.96	8	0
114 JOHN W. TILFORD	5	4.35	5	0
115 ROBERT WINNINGHAM	27	23.48	27	0
116 SHELLI YODER	59	51.30	59	0
STATE REP DISTRICT 71				
Vote For 1				
121 STEVEN R. STEMLER	115	100.00	115	0
JUDGE CIRCUIT 4				
Vote For 1				
124 VICKI L. CARMICHAEL.	117	100.00	117	0
CORONER				
Vote For 1				
127 JOHN HALL	102	100.00	102	0
COMM DIST 1				
Vote For 1				
129 ED MEYER	102	100.00	102	0
COMM DIST 2				
Vote For 1				
131 LES YOUNG	102	100.00	102	0

RUN DATE:05/08/12 08:45 PM

REPORT-EL30A PAGE 0028-05

0028 JEFFERSONVILLE 17

	TOTAL VOTES	%	EAGLES	IVO'S
--	-------------	---	--------	-------

COUNCIL AT-LARGE

Vote For 3

138 DAVID RAY ABBOTT.	24	7.72	24	0
139 CHARLES KING	48	15.43	48	0
140 SUSAN POPP.	77	24.76	77	0
141 BRENDA ROSS	52	16.72	52	0
142 PERRY SMITH	39	12.54	39	0
143 KEVIN L. VISSING.	71	22.83	71	0

WE, THE UNDERSIGNED, DO HEREBY CERTIFY
THAT THE ABOVE RESULTS ARE A TRUE AND
ACCURATE ACCOUNT OF ALL BALLOTS COUNTED
AND THAT ALL COUNTERS WERE ZERO (0)
WHEN THE POLLS OPENED AND THAT THE
ELECTION WAS HELD IN ACCORDANCE WITH
THE LAWS OF THE STATE.

ELECTION JUDGE

ELECTION JUDGE

ELECTION JUDGE

0029 JEFFERSONVILLE 18

	TOTAL VOTES	%	EAGLES	IVO'S
REGISTERED VOTERS - TOTAL	3,094			
BALLOTS CAST - TOTAL	393		393	0
BALLOTS CAST - REPUBLICAN	242	61.58	242	0
BALLOTS CAST - DEMOCRATIC	151	38.42	151	0
VOTER TURNOUT - TOTAL		12.70		

RUN DATE:05/08/12 08:45 PM

REPORT-EL30A PAGE 0029-02

0029 JEFFERSONVILLE 18

	TOTAL VOTES	%	EAGLES	IVO'S
PRESIDENT				
Vote For 1				
101 NEWT GINGRICH.	16	6.99	16	0
102 RON PAUL	34	14.85	34	0
103 MITT ROMNEY	153	66.81	153	0
104 RICK SANTORUM.	26	11.35	26	0
US SENATOR				
Vote For 1				
106 RICHARD G. LUGAR.	84	36.21	84	0
107 RICHARD E. MOURDOCK.	148	63.79	148	0
GOVERNOR				
Vote For 1				
109 MIKE PENCE.	194	100.00	194	0
US REP IN CONG DIST 9				
Vote For 1				
111 TODD YOUNG.	199	100.00	199	0
STATE REP DISTRICT 71				
Vote For 1				
NO CANDIDATE POSITION	0		0	0
JUDGE CIRCUIT 4				
Vote For 1				
NO CANDIDATE POSITION	0		0	0
CORONER				
Vote For 1				
125 TERRY CONWAY	100	55.87	100	0
126 MARK A. GOODLETT.	79	44.13	79	0
COMM DIST 1				
Vote For 1				
128 RICK STEPHENSON	166	100.00	166	0
COMM DIST 2				
Vote For 1				
130 JACK A. COFFMAN SR..	163	100.00	163	0

RUN DATE:05/08/12 08:45 PM

REPORT-EL30A PAGE 0029-03

0029 JEFFERSONVILLE 18

	TOTAL VOTES	%	EAGLES	IVO'S
COUNCIL AT-LARGE				
Vote For 3				
132 RONALD BROGAN	100	22.03	100	0
133 ADAM HUTCHINSON	52	11.45	52	0
134 KELLY L. KHURI	84	18.50	84	0
135 CHUCK LATHAM	66	14.54	66	0
136 RYAN LYNCH	85	18.72	85	0
137 MAC MCINTOSH	67	14.76	67	0

STATE DEL AT-LARGE

Vote For 18				
168 ORRIS BENDER	43	3.07	43	0
169 MARVIN E. BOSTOCK JR.	63	4.49	63	0
170 RUSSELL BROOKSBANK	41	2.92	41	0
171 CAROLE CARTER	60	4.28	60	0
172 E. WAYNE CARTER	55	3.92	55	0
173 KELLEY CURRAN	56	3.99	56	0
174 LOIS ANN ENGBRETSON	57	4.07	57	0
175 LEAH FARRIS	53	3.78	53	0
176 JAMIE HUDGINS	43	3.07	43	0
177 GARY R. KOPP	81	5.78	81	0
178 RYAN LYNCH	68	4.85	68	0
179 JASPER MAY III	40	2.85	40	0
180 JERRY MCHUGH	44	3.14	44	0
181 LISA NOEL-GILL	60	4.28	60	0
182 DAVID REINHARDT	61	4.35	61	0
183 BARBARA ANN REYNOLDS	60	4.28	60	0
184 LYNN RHODEA	47	3.35	47	0
185 D. ERIC SCHANSBERG	42	3.00	42	0
186 TONY SINGLETON	60	4.28	60	0
187 R. MONTY SNELLING	99	7.06	99	0
188 MICHAEL R. VAUGHN	39	2.78	39	0
189 WIN WALKER, JR.	80	5.71	80	0
190 ABBIE L. ZASTAWNY	63	4.49	63	0
191 EDWARD "ED Z." ZASTAWNY	87	6.21	87	0

STATE DEL DIST 1

Vote For 5				
192 TERESA J. BALLEW	83	14.95	83	0
193 RAYMOND DAVIS	49	8.83	49	0
194 RON GROOMS	137	24.68	137	0
195 JOSHUA L. GROWE	34	6.13	34	0
196 SHELL LAW	47	8.47	47	0
197 BRIAN LENFERT	66	11.89	66	0
198 MATTHEW "MATT" OWEN	99	17.84	99	0
199 GLENN A. PORZIG	40	7.21	40	0



PREC REPORT-GROUP DETAIL

CLARK COUNTY, INDIANA
 PRIMARY ELECTION
 MAY 08, 2012
 DEMOCRATIC

Unofficial Results

RUN DATE:05/08/12 08:45 PM

REPORT-EL30A PAGE 0029-04

0029 JEFFERSONVILLE 18

	TOTAL VOTES	%	EAGLES	IVO'S
PRESIDENT				
Vote For 1				
105 BARACK OBAMA	121	100.00	121	0
US SENATOR				
Vote For 1				
108 JOE DONNELLY	120	100.00	120	0
GOVERNOR				
Vote For 1				
110 JOHN R. GREGG.	122	100.00	122	0
US REP IN CONG DIST 9				
Vote For 1				
112 JONATHAN GEORGE	40	30.08	40	0
113 JOHN GRIFFIN MILLER.	6	4.51	6	0
114 JOHN W. TILFORD	7	5.26	7	0
115 ROBERT WINNINGHAM	27	20.30	27	0
116 SHELLI YODER	53	39.85	53	0
STATE REP DISTRICT 71				
Vote For 1				
121 STEVEN R. STEMLER	136	100.00	136	0
JUDGE CIRCUIT 4				
Vote For 1				
124 VICKI L. CARMICHAEL.	138	100.00	138	0
CORONER				
Vote For 1				
127 JOHN HALL	129	100.00	129	0
COMM DIST 1				
Vote For 1				
129 ED MEYER	122	100.00	122	0
COMM DIST 2				
Vote For 1				
131 LES YOUNG	119	100.00	119	0

RUN DATE:05/08/12 08:45 PM

REPORT-EL30A PAGE 0029-05

0029 JEFFERSONVILLE 18

	TOTAL VOTES	%	EAGLES	IVO'S
--	-------------	---	--------	-------

COUNCIL AT-LARGE

Vote For 3

138 DAVID RAY ABBOTT.	25	7.00	25	0
139 CHARLES KING	41	11.48	41	0
140 SUSAN POPP.	85	23.81	85	0
141 BRENDA ROSS	66	18.49	66	0
142 PERRY SMITH	54	15.13	54	0
143 KEVIN L. VISSING.	86	24.09	86	0

WE, THE UNDERSIGNED, DO HEREBY CERTIFY
THAT THE ABOVE RESULTS ARE A TRUE AND
ACCURATE ACCOUNT OF ALL BALLOTS COUNTED
AND THAT ALL COUNTERS WERE ZERO (0)
WHEN THE POLLS OPENED AND THAT THE
ELECTION WAS HELD IN ACCORDANCE WITH
THE LAWS OF THE STATE.

ELECTION JUDGE

ELECTION JUDGE

ELECTION JUDGE

PREC REPORT-GROUP DETAIL

CLARK COUNTY, INDIANA
PRIMARY ELECTION
MAY 08, 2012
STATISTICS

Unofficial Results

RUN DATE:05/08/12 08:45 PM

REPORT-EL30A PAGE 0030-01

0030 JEFFERSONVILLE 20

	TOTAL VOTES	%	EAGLES	IVO'S
REGISTERED VOTERS - TOTAL	928			
BALLOTS CAST - TOTAL	266		266	0
BALLOTS CAST - REPUBLICAN	147	55.26	147	0
BALLOTS CAST - DEMOCRATIC	119	44.74	119	0
VOTER TURNOUT - TOTAL		28.66		

0030 JEFFERSONVILLE 20

	TOTAL VOTES	%	EAGLES	IVO'S
PRESIDENT				
Vote For 1				
101 NEWT GINGRICH.	9	6.67	9	0
102 RON PAUL	15	11.11	15	0
103 MITT ROMNEY	98	72.59	98	0
104 RICK SANTORUM.	13	9.63	13	0
US SENATOR				
Vote For 1				
106 RICHARD G. LUGAR.	62	42.76	62	0
107 RICHARD E. MOURDOCK.	83	57.24	83	0
GOVERNOR				
Vote For 1				
109 MIKE PENCE.	113	100.00	113	0
US REP IN CONG DIST 9				
Vote For 1				
111 TODD YOUNG.	112	100.00	112	0
STATE REP DISTRICT 71				
Vote For 1				
NO CANDIDATE POSITION	0		0	0
JUDGE CIRCUIT 4				
Vote For 1				
NO CANDIDATE POSITION	0		0	0
CORONER				
Vote For 1				
125 TERRY CONWAY	63	61.17	63	0
126 MARK A. GOODLETT.	40	38.83	40	0
COMM DIST 1				
Vote For 1				
128 RICK STEPHENSON	86	100.00	86	0
COMM DIST 2				
Vote For 1				
130 JACK A. COFFMAN SR..	86	100.00	86	0

0030 JEFFERSONVILLE 20

TOTAL VOTES % EAGLES IVO'S

COUNCIL AT-LARGE

Vote For 3

132 RONALD BROGAN	72	25.62	72	0
133 ADAM HUTCHINSON	21	7.47	21	0
134 KELLY L. KHURI	47	16.73	47	0
135 CHUCK LATHAM	59	21.00	59	0
136 RYAN LYNCH.	54	19.22	54	0
137 MAC MCINTOSH	28	9.96	28	0

STATE DEL AT-LARGE

Vote For 18

168 ORRIS BENDER	18	2.48	18	0
169 MARVIN E. BOSTOCK JR.	37	5.09	37	0
170 RUSSELL BROOKSBANK	14	1.93	14	0
171 CAROLE CARTER.	28	3.85	28	0
172 E. WAYNE CARTER	37	5.09	37	0
173 KELLEY CURRAN.	35	4.81	35	0
174 LOIS ANN ENGBRETSON	39	5.36	39	0
175 LEAH FARRIS	30	4.13	30	0
176 JAMIE HUDGINS.	15	2.06	15	0
177 GARY R. KOPP	20	2.75	20	0
178 RYAN LYNCH.	40	5.50	40	0
179 JASPER MAY III	12	1.65	12	0
180 JERRY MCHUGH	20	2.75	20	0
181 LISA NOEL-GILL	35	4.81	35	0
182 DAVID REINHARDT	48	6.60	48	0
183 BARBARA ANN REYNOLDS	20	2.75	20	0
184 LYNN RHODEA	17	2.34	17	0
185 D. ERIC SCHANSBERG	20	2.75	20	0
186 TONY SINGLETON	24	3.30	24	0
187 R. MONTY SNELLING	50	6.88	50	0
188 MICHAEL R. VAUGHN	18	2.48	18	0
189 WIN WALKER, JR.	50	6.88	50	0
190 ABBIE L. ZASTAWNY	39	5.36	39	0
191 EDWARD "ED Z." ZASTAWNY	61	8.39	61	0

STATE DEL DIST 1

Vote For 5

192 TERESA J. BALLEW.	33	11.04	33	0
193 RAYMOND DAVIS.	16	5.35	16	0
194 RON GROOMS.	85	28.43	85	0
195 JOSHUA L. GROWE	19	6.35	19	0
196 SHELL LAW	34	11.37	34	0
197 BRIAN LENFERT.	39	13.04	39	0
198 MATTHEW "MATT" OWEN.	61	20.40	61	0
199 GLENN A. PORZIG	12	4.01	12	0



0030 JEFFERSONVILLE 20

	TOTAL VOTES	%	EAGLES	IVO'S
PRESIDENT				
Vote For 1				
105 BARACK OBAMA	88	100.00	88	0
US SENATOR				
Vote For 1				
108 JOE DONNELLY	84	100.00	84	0
GOVERNOR				
Vote For 1				
110 JOHN R. GREGG.	86	100.00	86	0
US REP IN CONG DIST 9				
Vote For 1				
112 JONATHAN GEORGE	19	17.76	19	0
113 JOHN GRIFFIN MILLER.	3	2.80	3	0
114 JOHN W. TILFORD	4	3.74	4	0
115 ROBERT WINNINGHAM	45	42.06	45	0
116 SHELLI YODER	36	33.64	36	0
STATE REP DISTRICT 71				
Vote For 1				
121 STEVEN R. STEMLER	102	100.00	102	0
JUDGE CIRCUIT 4				
Vote For 1				
124 VICKI L. CARMICHAEL.	96	100.00	96	0
CORONER				
Vote For 1				
127 JOHN HALL	95	100.00	95	0
COMM DIST 1				
Vote For 1				
129 ED MEYER	90	100.00	90	0
COMM DIST 2				
Vote For 1				
131 LES YOUNG	88	100.00	88	0

RUN DATE:05/08/12 08:45 PM

REPORT-EL30A PAGE 0030-05

0030 JEFFERSONVILLE 20

	TOTAL VOTES	%	EAGLES	IVO'S
--	-------------	---	--------	-------

COUNCIL AT-LARGE

Vote For 3

138 DAVID RAY ABBOTT.	26	8.97	26	0
139 CHARLES KING	30	10.34	30	0
140 SUSAN POPP.	73	25.17	73	0
141 BRENDA ROSS	51	17.59	51	0
142 PERRY SMITH	56	19.31	56	0
143 KEVIN L. VISSING.	54	18.62	54	0

WE, THE UNDERSIGNED, DO HEREBY CERTIFY
THAT THE ABOVE RESULTS ARE A TRUE AND
ACCURATE ACCOUNT OF ALL BALLOTS COUNTED
AND THAT ALL COUNTERS WERE ZERO (0)
WHEN THE POLLS OPENED AND THAT THE
ELECTION WAS HELD IN ACCORDANCE WITH
THE LAWS OF THE STATE.

ELECTION JUDGE

ELECTION JUDGE

ELECTION JUDGE

PREC REPORT-GROUP DETAIL

CLARK COUNTY, INDIANA
PRIMARY ELECTION
MAY 08, 2012
STATISTICS

Unofficial Results

RUN DATE:05/08/12 08:45 PM

REPORT-EL30A PAGE 0031-01

0031 JEFFERSONVILLE 21

	TOTAL VOTES	%	EAGLES	IVO'S
REGISTERED VOTERS - TOTAL	680			
BALLOTS CAST - TOTAL	139		139	0
BALLOTS CAST - REPUBLICAN	60	43.17	60	0
BALLOTS CAST - DEMOCRATIC	79	56.83	79	0
VOTER TURNOUT - TOTAL		20.44		

RUN DATE:05/08/12 08:45 PM

REPORT-EL30A PAGE 0031-02

0031 JEFFERSONVILLE 21

TOTAL VOTES % EAGLES IVO'S

PRESIDENT

Vote For 1				
101 NEWT GINGRICH.	2	3.51	2	0
102 RON PAUL	8	14.04	8	0
103 MITT ROMNEY	44	77.19	44	0
104 RICK SANTORUM.	3	5.26	3	0

US SENATOR

Vote For 1				
106 RICHARD G. LUGAR.	15	25.42	15	0
107 RICHARD E. MOURDOCK.	44	74.58	44	0

GOVERNOR

Vote For 1				
109 MIKE PENCE.	41	100.00	41	0

US REP IN CONG DIST 9

Vote For 1				
111 TODD YOUNG.	41	100.00	41	0

STATE REP DISTRICT 71

Vote For 1				
NO CANDIDATE POSITION	0		0	0

JUDGE CIRCUIT 4

Vote For 1				
NO CANDIDATE POSITION	0		0	0

CORONER

Vote For 1				
125 TERRY CONWAY	25	55.56	25	0
126 MARK A. GOODLETT.	20	44.44	20	0

COMM DIST 1

Vote For 1				
128 RICK STEPHENSON	32	100.00	32	0

COMM DIST 2

Vote For 1				
130 JACK A. COFFMAN SR..	30	100.00	30	0

0031 JEFFERSONVILLE 21

	TOTAL VOTES	%	EAGLES	IVO'S
COUNCIL AT-LARGE				
Vote For 3				
132 RONALD BROGAN	25	21.55	25	0
133 ADAM HUTCHINSON	12	10.34	12	0
134 KELLY L. KHURI	19	16.38	19	0
135 CHUCK LATHAM	23	19.83	23	0
136 RYAN LYNCH.	25	21.55	25	0
137 MAC MCINTOSH	12	10.34	12	0

STATE DEL AT-LARGE

	TOTAL VOTES	%	EAGLES	IVO'S
Vote For 18				
168 ORRIS BENDER	11	3.23	11	0
169 MARVIN E. BOSTOCK JR.	11	3.23	11	0
170 RUSSELL BROOKSBANK	5	1.47	5	0
171 CAROLE CARTER.	18	5.28	18	0
172 E. WAYNE CARTER	18	5.28	18	0
173 KELLEY CURRAN.	11	3.23	11	0
174 LOIS ANN ENGBRETSON	16	4.69	16	0
175 LEAH FARRIS	14	4.11	14	0
176 JAMIE HUDGINS.	9	2.64	9	0
177 GARY R. KOPP	13	3.81	13	0
178 RYAN LYNCH.	20	5.87	20	0
179 JASPER MAY III	8	2.35	8	0
180 JERRY MCHUGH	10	2.93	10	0
181 LISA NOEL-GILL	14	4.11	14	0
182 DAVID REINHARDT	18	5.28	18	0
183 BARBARA ANN REYNOLDS	16	4.69	16	0
184 LYNN RHODEA	10	2.93	10	0
185 D. ERIC SCHANSBERG	8	2.35	8	0
186 TONY SINGLETON	18	5.28	18	0
187 R. MONTY SNELLING	27	7.92	27	0
188 MICHAEL R. VAUGHN	12	3.52	12	0
189 WIN WALKER, JR.	21	6.16	21	0
190 ABBIE L. ZASTAWNY	14	4.11	14	0
191 EDWARD "ED Z." ZASTAWNY	19	5.57	19	0

STATE DEL DIST 1

	TOTAL VOTES	%	EAGLES	IVO'S
Vote For 5				
192 TERESA J. BALLEW.	19	14.07	19	0
193 RAYMOND DAVIS.	14	10.37	14	0
194 RON GROOMS.	30	22.22	30	0
195 JOSHUA L. GROWE	8	5.93	8	0
196 SHELL LAW	15	11.11	15	0
197 BRIAN LENFERT.	12	8.89	12	0
198 MATTHEW "MATT" OWEN.	28	20.74	28	0
199 GLENN A. PORZIG	9	6.67	9	0

RUN DATE:05/08/12 08:45 PM

REPORT-EL30A PAGE 0031-04

0031 JEFFERSONVILLE 21

	TOTAL VOTES	%	EAGLES	IVO'S
PRESIDENT				
Vote For 1				
105 BARACK OBAMA	63	100.00	63	0
US SENATOR				
Vote For 1				
108 JOE DONNELLY	58	100.00	58	0
GOVERNOR				
Vote For 1				
110 JOHN R. GREGG.	60	100.00	60	0
US REP IN CONG DIST 9				
Vote For 1				
112 JONATHAN GEORGE	8	10.81	8	0
113 JOHN GRIFFIN MILLER.	4	5.41	4	0
114 JOHN W. TILFORD	1	1.35	1	0
115 ROBERT WINNINGHAM	34	45.95	34	0
116 SHELLI YODER	27	36.49	27	0
STATE REP DISTRICT 71				
Vote For 1				
121 STEVEN R. STEMLER	67	100.00	67	0
JUDGE CIRCUIT 4				
Vote For 1				
124 VICKI L. CARMICHAEL.	65	100.00	65	0
CORONER				
Vote For 1				
127 JOHN HALL	61	100.00	61	0
COMM DIST 1				
Vote For 1				
129 ED MEYER	52	100.00	52	0
COMM DIST 2				
Vote For 1				
131 LES YOUNG	55	100.00	55	0

RUN DATE:05/08/12 08:45 PM

REPORT-EL30A PAGE 0031-05

0031 JEFFERSONVILLE 21

	TOTAL VOTES	%	EAGLES	IVO'S
--	-------------	---	--------	-------

COUNCIL AT-LARGE

Vote For 3

138 DAVID RAY ABBOTT.	19	9.55	19	0
139 CHARLES KING	27	13.57	27	0
140 SUSAN POPP.	51	25.63	51	0
141 BRENDA ROSS	33	16.58	33	0
142 PERRY SMITH	32	16.08	32	0
143 KEVIN L. VISSING.	37	18.59	37	0

WE, THE UNDERSIGNED, DO HEREBY CERTIFY
THAT THE ABOVE RESULTS ARE A TRUE AND
ACCURATE ACCOUNT OF ALL BALLOTS COUNTED
AND THAT ALL COUNTERS WERE ZERO (0)
WHEN THE POLLS OPENED AND THAT THE
ELECTION WAS HELD IN ACCORDANCE WITH
THE LAWS OF THE STATE.

ELECTION JUDGE

ELECTION JUDGE

ELECTION JUDGE

0032 JEFFERSONVILLE 22

	TOTAL VOTES	%	EAGLES	IVO'S
REGISTERED VOTERS - TOTAL	1,175			
BALLOTS CAST - TOTAL	171		171	0
BALLOTS CAST - REPUBLICAN	90	52.63	90	0
BALLOTS CAST - DEMOCRATIC	81	47.37	81	0
VOTER TURNOUT - TOTAL		14.55		

0032 JEFFERSONVILLE 22

	TOTAL VOTES	%	EAGLES	IVO'S
PRESIDENT				
Vote For 1				
101 NEWT GINGRICH.	2	2.41	2	0
102 RON PAUL	19	22.89	19	0
103 MITT ROMNEY	56	67.47	56	0
104 RICK SANTORUM.	6	7.23	6	0
US SENATOR				
Vote For 1				
106 RICHARD G. LUGAR.	33	37.93	33	0
107 RICHARD E. MOURDOCK.	54	62.07	54	0
GOVERNOR				
Vote For 1				
109 MIKE PENCE.	64	100.00	64	0
US REP IN CONG DIST 9				
Vote For 1				
111 TODD YOUNG.	72	100.00	72	0
STATE REP DISTRICT 71				
Vote For 1				
NO CANDIDATE POSITION	0		0	0
JUDGE CIRCUIT 4				
Vote For 1				
NO CANDIDATE POSITION	0		0	0
CORONER				
Vote For 1				
125 TERRY CONWAY	50	78.13	50	0
126 MARK A. GOODLETT.	14	21.88	14	0
COMM DIST 1				
Vote For 1				
128 RICK STEPHENSON	57	100.00	57	0
COMM DIST 2				
Vote For 1				
130 JACK A. COFFMAN SR..	57	100.00	57	0

0032 JEFFERSONVILLE 22

TOTAL VOTES % EAGLES IVO'S

COUNCIL AT-LARGE

Vote For 3

132 RONALD BROGAN	31	19.02	31	0
133 ADAM HUTCHINSON	15	9.20	15	0
134 KELLY L. KHURI	33	20.25	33	0
135 CHUCK LATHAM	31	19.02	31	0
136 RYAN LYNCH.	35	21.47	35	0
137 MAC MCINTOSH	18	11.04	18	0

STATE DEL AT-LARGE

Vote For 18

168 ORRIS BENDER	19	2.73	19	0
169 MARVIN E. BOSTOCK JR.	33	4.75	33	0
170 RUSSELL BROOKSBANK	20	2.88	20	0
171 CAROLE CARTER.	35	5.04	35	0
172 E. WAYNE CARTER	33	4.75	33	0
173 KELLEY CURRAN.	29	4.17	29	0
174 LOIS ANN ENGBRETSON	28	4.03	28	0
175 LEAH FARRIS	32	4.60	32	0
176 JAMIE HUDGINS.	19	2.73	19	0
177 GARY R. KOPP	28	4.03	28	0
178 RYAN LYNCH.	35	5.04	35	0
179 JASPER MAY III	20	2.88	20	0
180 JERRY MCHUGH	20	2.88	20	0
181 LISA NOEL-GILL	35	5.04	35	0
182 DAVID REINHARDT	33	4.75	33	0
183 BARBARA ANN REYNOLDS	27	3.88	27	0
184 LYNN RHODEA	26	3.74	26	0
185 D. ERIC SCHANSBERG	25	3.60	25	0
186 TONY SINGLETON	23	3.31	23	0
187 R. MONTY SNELLING	48	6.91	48	0
188 MICHAEL R. VAUGHN	21	3.02	21	0
189 WIN WALKER, JR.	35	5.04	35	0
190 ABBIE L. ZASTAWNY	34	4.89	34	0
191 EDWARD "ED Z." ZASTAWNY	37	5.32	37	0

STATE DEL DIST 1

Vote For 5

192 TERESA J. BALLEW.	36	15.45	36	0
193 RAYMOND DAVIS.	21	9.01	21	0
194 RON GROOMS.	45	19.31	45	0
195 JOSHUA L. GROWE	18	7.73	18	0
196 SHELL LAW	31	13.30	31	0
197 BRIAN LENFERT.	20	8.58	20	0
198 MATTHEW "MATT" OWEN.	49	21.03	49	0
199 GLENN A. PORZIG	13	5.58	13	0

RUN DATE:05/08/12 08:45 PM

REPORT-EL30A PAGE 0032-04

0032 JEFFERSONVILLE 22

	TOTAL VOTES	%	EAGLES	IVO'S
PRESIDENT				
Vote For 1				
105 BARACK OBAMA	67	100.00	67	0
US SENATOR				
Vote For 1				
108 JOE DONNELLY	56	100.00	56	0
GOVERNOR				
Vote For 1				
110 JOHN R. GREGG.	61	100.00	61	0
US REP IN CONG DIST 9				
Vote For 1				
112 JONATHAN GEORGE	7	9.59	7	0
113 JOHN GRIFFIN MILLER.	3	4.11	3	0
114 JOHN W. TILFORD	5	6.85	5	0
115 ROBERT WINNINGHAM	28	38.36	28	0
116 SHELLI YODER	30	41.10	30	0
STATE REP DISTRICT 71				
Vote For 1				
121 STEVEN R. STEMLER	65	100.00	65	0
JUDGE CIRCUIT 4				
Vote For 1				
124 VICKI L. CARMICHAEL.	65	100.00	65	0
CORONER				
Vote For 1				
127 JOHN HALL	63	100.00	63	0
COMM DIST 1				
Vote For 1				
129 ED MEYER	61	100.00	61	0
COMM DIST 2				
Vote For 1				
131 LES YOUNG	56	100.00	56	0

0032 JEFFERSONVILLE 22

	TOTAL VOTES	%	EAGLES	IVO'S
COUNCIL AT-LARGE				
Vote For 3				
138 DAVID RAY ABBOTT.	27	13.64	27	0
139 CHARLES KING	22	11.11	22	0
140 SUSAN POPP.	50	25.25	50	0
141 BRENDA ROSS	39	19.70	39	0
142 PERRY SMITH	19	9.60	19	0
143 KEVIN L. VISSING.	41	20.71	41	0

WE, THE UNDERSIGNED, DO HEREBY CERTIFY
THAT THE ABOVE RESULTS ARE A TRUE AND
ACCURATE ACCOUNT OF ALL BALLOTS COUNTED
AND THAT ALL COUNTERS WERE ZERO (0)
WHEN THE POLLS OPENED AND THAT THE
ELECTION WAS HELD IN ACCORDANCE WITH
THE LAWS OF THE STATE.

ELECTION JUDGE

ELECTION JUDGE

ELECTION JUDGE

0033 JEFFERSONVILLE 23

	TOTAL VOTES	%	EAGLES	IVO'S
REGISTERED VOTERS - TOTAL	1,578			
BALLOTS CAST - TOTAL	174		174	0
BALLOTS CAST - REPUBLICAN	85	48.85	85	0
BALLOTS CAST - DEMOCRATIC	89	51.15	89	0
VOTER TURNOUT - TOTAL		11.03		

RUN DATE:05/08/12 08:45 PM

REPORT-EL30A PAGE 0033-02

0033 JEFFERSONVILLE 23

	TOTAL VOTES	%	EAGLES	IVO'S
PRESIDENT				
Vote For 1				
101 NEWT GINGRICH.	7	8.75	7	0
102 RON PAUL	10	12.50	10	0
103 MITT ROMNEY	50	62.50	50	0
104 RICK SANTORUM.	13	16.25	13	0
US SENATOR				
Vote For 1				
106 RICHARD G. LUGAR.	22	26.83	22	0
107 RICHARD E. MOURDOCK.	60	73.17	60	0
GOVERNOR				
Vote For 1				
109 MIKE PENCE.	59	100.00	59	0
US REP IN CONG DIST 9				
Vote For 1				
111 TODD YOUNG.	65	100.00	65	0
STATE REP DISTRICT 71				
Vote For 1				
NO CANDIDATE POSITION	0		0	0
JUDGE CIRCUIT 4				
Vote For 1				
NO CANDIDATE POSITION	0		0	0
CORONER				
Vote For 1				
125 TERRY CONWAY	46	73.02	46	0
126 MARK A. GOODLETT.	17	26.98	17	0
COMM DIST 1				
Vote For 1				
128 RICK STEPHENSON	53	100.00	53	0
COMM DIST 2				
Vote For 1				
130 JACK A. COFFMAN SR..	50	100.00	50	0

0033 JEFFERSONVILLE 23

TOTAL VOTES % EAGLES IVO'S

COUNCIL AT-LARGE

Vote For 3

132 RONALD BROGAN	40	21.51	40	0
133 ADAM HUTCHINSON	10	5.38	10	0
134 KELLY L. KHURI	43	23.12	43	0
135 CHUCK LATHAM	41	22.04	41	0
136 RYAN LYNCH	35	18.82	35	0
137 MAC MCINTOSH	17	9.14	17	0

STATE DEL AT-LARGE

Vote For 18

168 ORRIS BENDER	16	2.89	16	0
169 MARVIN E. BOSTOCK JR.	25	4.51	25	0
170 RUSSELL BROOKSBANK	17	3.07	17	0
171 CAROLE CARTER	20	3.61	20	0
172 E. WAYNE CARTER	23	4.15	23	0
173 KELLEY CURRAN	26	4.69	26	0
174 LOIS ANN ENGBRETSON	27	4.87	27	0
175 LEAH FARRIS	22	3.97	22	0
176 JAMIE HUDGINS	14	2.53	14	0
177 GARY R. KOPP	26	4.69	26	0
178 RYAN LYNCH	24	4.33	24	0
179 JASPER MAY III	18	3.25	18	0
180 JERRY MCHUGH	16	2.89	16	0
181 LISA NOEL-GILL	36	6.50	36	0
182 DAVID REINHARDT	23	4.15	23	0
183 BARBARA ANN REYNOLDS	19	3.43	19	0
184 LYNN RHODEA	21	3.79	21	0
185 D. ERIC SCHANSBERG	19	3.43	19	0
186 TONY SINGLETON	26	4.69	26	0
187 R. MONTY SNELLING	38	6.86	38	0
188 MICHAEL R. VAUGHN	23	4.15	23	0
189 WIN WALKER, JR.	28	5.05	28	0
190 ABBIE L. ZASTAWNY	22	3.97	22	0
191 EDWARD "ED Z." ZASTAWNY	25	4.51	25	0

STATE DEL DIST 1

Vote For 5

192 TERESA J. BALLEW	37	16.02	37	0
193 RAYMOND DAVIS	18	7.79	18	0
194 RON GROOMS	50	21.65	50	0
195 JOSHUA L. GROWE	14	6.06	14	0
196 SHELL LAW	27	11.69	27	0
197 BRIAN LENFERT	24	10.39	24	0
198 MATTHEW "MATT" OWEN	48	20.78	48	0
199 GLENN A. PORZIG	13	5.63	13	0

PREC REPORT-GROUP DETAIL

CLARK COUNTY, INDIANA
PRIMARY ELECTION
MAY 08, 2012
DEMOCRATIC

Unofficial Results

RUN DATE:05/08/12 08:45 PM

REPORT-EL30A PAGE 0033-04

0033 JEFFERSONVILLE 23

	TOTAL VOTES	%	EAGLES	IVO'S
PRESIDENT				
Vote For 1				
105 BARACK OBAMA	67	100.00	67	0
US SENATOR				
Vote For 1				
108 JOE DONNELLY	67	100.00	67	0
GOVERNOR				
Vote For 1				
110 JOHN R. GREGG.	70	100.00	70	0
US REP IN CONG DIST 9				
Vote For 1				
112 JONATHAN GEORGE	18	21.95	18	0
113 JOHN GRIFFIN MILLER.	1	1.22	1	0
114 JOHN W. TILFORD	2	2.44	2	0
115 ROBERT WINNINGHAM	30	36.59	30	0
116 SHELLI YODER	31	37.80	31	0
STATE REP DISTRICT 71				
Vote For 1				
121 STEVEN R. STEMLER	80	100.00	80	0
JUDGE CIRCUIT 4				
Vote For 1				
124 VICKI L. CARMICHAEL.	76	100.00	76	0
CORONER				
Vote For 1				
127 JOHN HALL	69	100.00	69	0
COMM DIST 1				
Vote For 1				
129 ED MEYER	66	100.00	66	0
COMM DIST 2				
Vote For 1				
131 LES YOUNG	65	100.00	65	0

0033 JEFFERSONVILLE 23

	TOTAL VOTES	%	EAGLES	IVO'S
COUNCIL AT-LARGE				
Vote For 3				
138 DAVID RAY ABBOTT.	18	8.53	18	0
139 CHARLES KING	16	7.58	16	0
140 SUSAN POPP.	48	22.75	48	0
141 BRENDA ROSS	38	18.01	38	0
142 PERRY SMITH	42	19.91	42	0
143 KEVIN L. VISSING.	49	23.22	49	0

WE, THE UNDERSIGNED, DO HEREBY CERTIFY
THAT THE ABOVE RESULTS ARE A TRUE AND
ACCURATE ACCOUNT OF ALL BALLOTS COUNTED
AND THAT ALL COUNTERS WERE ZERO (0)
WHEN THE POLLS OPENED AND THAT THE
ELECTION WAS HELD IN ACCORDANCE WITH
THE LAWS OF THE STATE.

ELECTION JUDGE

ELECTION JUDGE

ELECTION JUDGE

0034 JEFFERSONVILLE 24

	TOTAL VOTES	%	EAGLES	IVO'S
REGISTERED VOTERS - TOTAL	2,930			
BALLOTS CAST - TOTAL	211		211	0
BALLOTS CAST - REPUBLICAN	133	63.03	133	0
BALLOTS CAST - DEMOCRATIC	78	36.97	78	0
VOTER TURNOUT - TOTAL		7.20		

RUN DATE:05/08/12 08:45 PM

REPORT-EL30A PAGE 0034-02

0034 JEFFERSONVILLE 24

TOTAL VOTES % EAGLES IVO'S

PRESIDENT

Vote For 1				
101 NEWT GINGRICH.	3	2.36	3	0
102 RON PAUL	18	14.17	18	0
103 MITT ROMNEY	94	74.02	94	0
104 RICK SANTORUM.	12	9.45	12	0

US SENATOR

Vote For 1				
106 RICHARD G. LUGAR.	36	27.91	36	0
107 RICHARD E. MOURDOCK.	93	72.09	93	0

GOVERNOR

Vote For 1				
109 MIKE PENCE.	113	100.00	113	0

US REP IN CONG DIST 9

Vote For 1				
111 TODD YOUNG.	118	100.00	118	0

STATE REP DISTRICT 71

Vote For 1				
NO CANDIDATE POSITION	0		0	0

JUDGE CIRCUIT 4

Vote For 1				
NO CANDIDATE POSITION	0		0	0

CORONER

Vote For 1				
125 TERRY CONWAY	87	77.68	87	0
126 MARK A. GOODLETT.	25	22.32	25	0

COMM DIST 1

Vote For 1				
128 RICK STEPHENSON	98	100.00	98	0

COMM DIST 2

Vote For 1				
130 JACK A. COFFMAN SR..	95	100.00	95	0

0034 JEFFERSONVILLE 24

	TOTAL VOTES	%	EAGLES	IVO'S
COUNCIL AT-LARGE				
Vote For 3				
132 RONALD BROGAN.	53	19.63	53	0
133 ADAM HUTCHINSON	28	10.37	28	0
134 KELLY L. KHURI	52	19.26	52	0
135 CHUCK LATHAM	45	16.67	45	0
136 RYAN LYNCH.	65	24.07	65	0
137 MAC MCINTOSH	27	10.00	27	0

STATE DEL AT-LARGE

Vote For 18				
168 ORRIS BENDER	27	3.08	27	0
169 MARVIN E. BOSTOCK JR.	40	4.57	40	0
170 RUSSELL BROOKSBANK	26	2.97	26	0
171 CAROLE CARTER.	39	4.45	39	0
172 E. WAYNE CARTER	43	4.91	43	0
173 KELLEY CURRAN.	43	4.91	43	0
174 LOIS ANN ENGBRETSON	34	3.88	34	0
175 LEAH FARRIS	38	4.34	38	0
176 JAMIE HUDGINS.	20	2.28	20	0
177 GARY R. KOPP	46	5.25	46	0
178 RYAN LYNCH.	50	5.71	50	0
179 JASPER MAY III	24	2.74	24	0
180 JERRY MCHUGH	23	2.63	23	0
181 LISA NOEL-GILL	55	6.28	55	0
182 DAVID REINHARDT	43	4.91	43	0
183 BARBARA ANN REYNOLDS	29	3.31	29	0
184 LYNN RHODEA	28	3.20	28	0
185 D. ERIC SCHANSBERG	22	2.51	22	0
186 TONY SINGLETON	34	3.88	34	0
187 R. MONTY SNELLING	63	7.19	63	0
188 MICHAEL R. VAUGHN	27	3.08	27	0
189 WIN WALKER, JR.	44	5.02	44	0
190 ABBIE L. ZASTAWNY	30	3.42	30	0
191 EDWARD "ED Z." ZASTAWNY	48	5.48	48	0

STATE DEL DIST 1

Vote For 5				
192 TERESA J. BALLEW.	53	15.45	53	0
193 RAYMOND DAVIS.	34	9.91	34	0
194 RON GROOMS.	80	23.32	80	0
195 JOSHUA L. GROWE	19	5.54	19	0
196 SHELL LAW	34	9.91	34	0
197 BRIAN LENFERT.	40	11.66	40	0
198 MATTHEW "MATT" OWEN.	62	18.08	62	0
199 GLENN A. PORZIG	21	6.12	21	0

0034 JEFFERSONVILLE 24

	TOTAL VOTES	%	EAGLES	IVO'S
PRESIDENT				
Vote For 1				
105 BARACK OBAMA	65	100.00	65	0
US SENATOR				
Vote For 1				
108 JOE DONNELLY	63	100.00	63	0
GOVERNOR				
Vote For 1				
110 JOHN R. GREGG.	62	100.00	62	0
US REP IN CONG DIST 9				
Vote For 1				
112 JONATHAN GEORGE	18	25.71	18	0
113 JOHN GRIFFIN MILLER.	5	7.14	5	0
114 JOHN W. TILFORD	1	1.43	1	0
115 ROBERT WINNINGHAM	14	20.00	14	0
116 SHELLI YODER	32	45.71	32	0
STATE REP DISTRICT 71				
Vote For 1				
121 STEVEN R. STEMLER	72	100.00	72	0
JUDGE CIRCUIT 4				
Vote For 1				
124 VICKI L. CARMICHAEL.	72	100.00	72	0
CORONER				
Vote For 1				
127 JOHN HALL	61	100.00	61	0
COMM DIST 1				
Vote For 1				
129 ED MEYER	64	100.00	64	0
COMM DIST 2				
Vote For 1				
131 LES YOUNG	59	100.00	59	0

0034 JEFFERSONVILLE 24

	TOTAL VOTES	%	EAGLES	IVO'S
COUNCIL AT-LARGE				
Vote For 3				
138 DAVID RAY ABBOTT.	11	6.04	11	0
139 CHARLES KING	13	7.14	13	0
140 SUSAN POPP.	49	26.92	49	0
141 BRENDA ROSS	37	20.33	37	0
142 PERRY SMITH	28	15.38	28	0
143 KEVIN L. VISSING.	44	24.18	44	0

WE, THE UNDERSIGNED, DO HEREBY CERTIFY THAT THE ABOVE RESULTS ARE A TRUE AND ACCURATE ACCOUNT OF ALL BALLOTS COUNTED AND THAT ALL COUNTERS WERE ZERO (0) WHEN THE POLLS OPENED AND THAT THE ELECTION WAS HELD IN ACCORDANCE WITH THE LAWS OF THE STATE.

ELECTION JUDGE

ELECTION JUDGE

ELECTION JUDGE

0035 JEFFERSONVILLE 25

	TOTAL VOTES	%	EAGLES	IVO'S
REGISTERED VOTERS - TOTAL	1,480			
BALLOTS CAST - TOTAL	221		221	0
BALLOTS CAST - REPUBLICAN	144	62.90	139	0
BALLOTS CAST - DEMOCRATIC	82	37.10	82	0
VOTER TURNOUT - TOTAL	14.93			

PREC REPORT-GROUP DETAIL

CLARK COUNTY, INDIANA
PRIMARY ELECTION
MAY 08, 2012
REPUBLICAN

Unofficial Results

RUN DATE:05/08/12 08:45 PM

REPORT-EL30A PAGE 0035-02

0035 JEFFERSONVILLE 25

TOTAL VOTES % EAGLES IVO'S

PRESIDENT

Vote For 1

101 NEWT GINGRICH.		13	9.56	13	0
102 RON PAUL	+ 2	18	11.76	16	0
103 MITT ROMNEY	+ 2	95	68.38	93	0
104 RICK SANTORUM.		14	10.29	14	0

US SENATOR

Vote For 1

106 RICHARD G. LUGAR.	+ 1	44	31.39	43	0
107 RICHARD E. MOURDOCK.	+ 3	97	68.61	94	0

GOVERNOR

Vote For 1

109 MIKE PENCE.	+ 2	114	100.00	112	0
-------------------------	-----	-----	--------	-----	---

US REP IN CONG DIST 9

Vote For 1

111 TODD YOUNG.	+ 2	120	100.00	118	0
-------------------------	-----	-----	--------	-----	---

STATE REP DISTRICT 71

Vote For 1

NO CANDIDATE POSITION		0		0	0
---------------------------------	--	---	--	---	---

JUDGE CIRCUIT 4

Vote For 1

NO CANDIDATE POSITION		0		0	0
---------------------------------	--	---	--	---	---

CORONER

Vote For 1

125 TERRY CONWAY	+ 2	48	60.55	66	0
126 MARK A. GOODLETT.	+ 1	44	39.45	43	0

COMM DIST 1

Vote For 1

128 RICK STEPHENSON	+ 2	105	100.00	103	0
-------------------------------	-----	-----	--------	-----	---

COMM DIST 2

Vote For 1

130 JACK A. COFFMAN SR..	+ 2	110	100.00	108	0
----------------------------------	-----	-----	--------	-----	---

RUN DATE:05/08/12 08:45 PM

REPORT-EL30A PAGE 0035-03

0035 JEFFERSONVILLE 25

	TOTAL VOTES	%	EAGLES	IVO'S	
COUNCIL AT-LARGE					
Vote For 3					
132 RONALD BROGAN	55	54	18.69	54	0
133 ADAM HUTCHINSON	30	30	10.38	30	0
134 KELLY L. KHURI	68	66	22.84	66	0
135 CHUCK LATHAM	50	49	16.96	49	0
136 RYAN LYNCH	65	63	21.80	63	0
137 MAC MCINTOSH	28	27	9.34	27	0

PC JEFFERSONVILLE 25

Vote For 1					
153 MATTHEW "MATT" OWEN	83	83	72.17	83	0
154 D. ERIC SCHANSBERG	33	32	27.83	32	0

STATE DEL AT-LARGE

Vote For 18					
168 ORRIS BENDER	35	34	3.05	34	0
169 MARVIN E. BOSTOCK JR.	53	53	4.76	53	0
170 RUSSELL BROOKSBANK	36	36	3.23	36	0
171 CAROLE CARTER	51	51	4.58	51	0
172 E. WAYNE CARTER	41	41	3.68	41	0
173 KELLEY CURRAN	54	54	4.85	54	0
174 LOIS ANN ENGBRETSON	56	56	5.03	56	0
175 LEAH FARRIS	55	55	4.94	55	0
176 JAMIE HUDGINS	34	34	3.05	34	0
177 GARY R. KOPP	47	47	4.22	47	0
178 RYAN LYNCH	60	60	5.39	60	0
179 JASPER MAY III	27	27	2.43	27	0
180 JERRY MCHUGH	32	32	2.88	32	0
181 LISA NOEL-GILL	48	48	4.31	48	0
182 DAVID REINHARDT	54	54	4.85	54	0
183 BARBARA ANN REYNOLDS	53	53	4.76	53	0
184 LYNN RHODEA	33	33	2.96	33	0
185 D. ERIC SCHANSBERG	38	38	3.41	38	0
186 TONY SINGLETON	48	48	4.31	48	0
187 R. MONTY SNELLING	74	74	6.65	74	0
188 MICHAEL R. VAUGHN	29	29	2.61	29	0
189 WIN WALKER, JR.	61	61	5.48	61	0
190 ABBIE L. ZASTAWNY	46	46	4.13	46	0
191 EDWARD "ED Z." ZASTAWNY	49	49	4.40	49	0

STATE DEL DIST 1

Vote For 5					
192 TERESA J. BALLEW	60	60	14.49	60	0
193 RAYMOND DAVIS	38	38	9.18	38	0
194 RON GROOMS	93	93	22.46	93	0
195 JOSHUA L. GROWE	23	23	5.56	23	0
196 SHELL LAW	44	44	10.63	44	0
197 BRIAN LENFERT	43	43	10.39	43	0
198 MATTHEW "MATT" OWEN	83	83	20.05	83	0
199 GLENN A. PORZIG	30	30	7.25	30	0



0035 JEFFERSONVILLE 25

	TOTAL VOTES	%	EAGLES	IVO'S
PRESIDENT				
Vote For 1				
105 BARACK OBAMA	67	100.00	67	0
US SENATOR				
Vote For 1				
108 JOE DONNELLY	58	100.00	58	0
GOVERNOR				
Vote For 1				
110 JOHN R. GREGG.	58	100.00	58	0
US REP IN CONG DIST 9				
Vote For 1				
112 JONATHAN GEORGE	21	28.00	21	0
113 JOHN GRIFFIN MILLER.	4	5.33	4	0
114 JOHN W. TILFORD	3	4.00	3	0
115 ROBERT WINNINGHAM	14	18.67	14	0
116 SHELLI YODER	33	44.00	33	0
STATE REP DISTRICT 71				
Vote For 1				
121 STEVEN R. STEMLER	75	100.00	75	0
JUDGE CIRCUIT 4				
Vote For 1				
124 VICKI L. CARMICHAEL.	72	100.00	72	0
CORONER				
Vote For 1.				
127 JOHN HALL	62	100.00	62	0
COMM DIST 1				
Vote For 1				
129 ED MEYER	58	100.00	58	0
COMM DIST 2				
Vote For 1				
131 LES YOUNG	56	100.00	56	0

RUN DATE:05/08/12 08:45 PM

REPORT-EL30A PAGE 0035-05

0035 JEFFERSONVILLE 25

	TOTAL VOTES	%	EAGLES	IVO'S
--	-------------	---	--------	-------

COUNCIL AT-LARGE

Vote For 3

138 DAVID RAY ABBOTT.	23	11.22	23	0
139 CHARLES KING	20	9.76	20	0
140 SUSAN POPP.	46	22.44	46	0
141 BRENDA ROSS	30	14.63	30	0
142 PERRY SMITH	39	19.02	39	0
143 KEVIN L. VISSING.	47	22.93	47	0

WE, THE UNDERSIGNED, DO HEREBY CERTIFY
THAT THE ABOVE RESULTS ARE A TRUE AND
ACCURATE ACCOUNT OF ALL BALLOTS COUNTED
AND THAT ALL COUNTERS WERE ZERO (0)
WHEN THE POLLS OPENED AND THAT THE
ELECTION WAS HELD IN ACCORDANCE WITH
THE LAWS OF THE STATE.

ELECTION JUDGE

ELECTION JUDGE

ELECTION JUDGE

0036 JEFFERSONVILLE 27

	TOTAL VOTES	%	EAGLES	IVO'S
REGISTERED VOTERS - TOTAL	564			
BALLOTS CAST - TOTAL	69		69	0
BALLOTS CAST - REPUBLICAN	32	46.38	32	0
BALLOTS CAST - DEMOCRATIC	37	53.62	37	0
VOTER TURNOUT - TOTAL		12.23		

RUN DATE:05/08/12 08:45 PM

REPORT-EL30A PAGE 0036-02

0036 JEFFERSONVILLE 27

TOTAL VOTES % EAGLES IVO'S

PRESIDENT

Vote For 1

101 NEWT GINGRICH.	2	7.14	2	0
102 RON PAUL	5	17.86	5	0
103 MITT ROMNEY	19	67.86	19	0
104 RICK SANTORUM.	2	7.14	2	0

US SENATOR

Vote For 1

106 RICHARD G. LUGAR.	11	34.38	11	0
107 RICHARD E. MOURDOCK.	21	65.63	21	0

GOVERNOR

Vote For 1

109 MIKE PENCE.	26	100.00	26	0
-------------------------	----	--------	----	---

US REP IN CONG DIST 9

Vote For 1

111 TODD YOUNG.	28	100.00	28	0
-------------------------	----	--------	----	---

STATE REP DISTRICT 71

Vote For 1

NO CANDIDATE POSITION	0		0	0
---------------------------------	---	--	---	---

JUDGE CIRCUIT 4

Vote For 1

NO CANDIDATE POSITION	0		0	0
---------------------------------	---	--	---	---

CORONER

Vote For 1

125 TERRY CONWAY	20	83.33	20	0
126 MARK A. GOODLETT.	4	16.67	4	0

COMM DIST 1

Vote For 1

128 RICK STEPHENSON	22	100.00	22	0
-------------------------------	----	--------	----	---

COMM DIST 2

Vote For 1

130 JACK A. COFFMAN SR.	22	100.00	22	0
---------------------------------	----	--------	----	---

0036 JEFFERSONVILLE 27

	TOTAL VOTES	%	EAGLES	IVO'S
COUNCIL AT-LARGE				
Vote For 3				
132 RONALD BROGAN.	8	12.70	8	0
133 ADAM HUTCHINSON	10	15.87	10	0
134 KELLY L. KHURI	14	22.22	14	0
135 CHUCK LATHAM	7	11.11	7	0
136 RYAN LYNCH.	10	15.87	10	0
137 MAC MCINTOSH	14	22.22	14	0

STATE DEL AT-LARGE

Vote For 18				
168 ORRIS BENDER	8	2.72	8	0
169 MARVIN E. BOSTOCK JR.	17	5.78	17	0
170 RUSSELL BROOKSBANK	8	2.72	8	0
171 CAROLE CARTER.	13	4.42	13	0
172 E. WAYNE CARTER	10	3.40	10	0
173 KELLEY CURRAN.	14	4.76	14	0
174 LOIS ANN ENGBRETSON	16	5.44	16	0
175 LEAH FARRIS	16	5.44	16	0
176 JAMIE HUDGINS.	10	3.40	10	0
177 GARY R. KOPP	15	5.10	15	0
178 RYAN LYNCH.	14	4.76	14	0
179 JASPER MAY III	7	2.38	7	0
180 JERRY MCHUGH	11	3.74	11	0
181 LISA NOEL-GILL	15	5.10	15	0
182 DAVID REINHARDT	13	4.42	13	0
183 BARBARA ANN REYNOLDS	18	6.12	18	0
184 LYNN RHODEA	11	3.74	11	0
185 D. ERIC SCHANSBERG	12	4.08	12	0
186 TONY SINGLETON	14	4.76	14	0
187 R. MONTY SNELLING	15	5.10	15	0
188 MICHAEL R. VAUGHN	11	3.74	11	0
189 WIN WALKER, JR.	14	4.76	14	0
190 ABBIE L. ZASTAWNY	7	2.38	7	0
191 EDWARD "ED Z." ZASTAWNY	5	1.70	5	0

STATE DEL DIST 1

Vote For 5				
192 TERESA J. BALLEW.	17	17.35	17	0
193 RAYMOND DAVIS.	11	11.22	11	0
194 RON GROOMS.	16	16.33	16	0
195 JOSHUA L. GROWE	7	7.14	7	0
196 SHELL LAW	10	10.20	10	0
197 BRIAN LENFERT.	15	15.31	15	0
198 MATTHEW "MATT" OWEN.	17	17.35	17	0
199 GLENN A. PORZIG	5	5.10	5	0

RUN DATE:05/08/12 08:45 PM

REPORT-EL30A PAGE 0036-04

0036 JEFFERSONVILLE 27

	TOTAL VOTES	%	EAGLES	IVO'S
PRESIDENT				
Vote For 1				
105 BARACK OBAMA	24	100.00	24	0
US SENATOR				
Vote For 1				
108 JOE DONNELLY	24	100.00	24	0
GOVERNOR				
Vote For 1				
110 JOHN R. GREGG.	24	100.00	24	0
US REP IN CONG DIST 9				
Vote For 1				
112 JONATHAN GEORGE	6	16.67	6	0
113 JOHN GRIFFIN MILLER.	1	2.78	1	0
114 JOHN W. TILFORD	0		0	0
115 ROBERT WINNINGHAM	13	36.11	13	0
116 SHELLI YODER	16	44.44	16	0
STATE REP DISTRICT 71				
Vote For 1				
121 STEVEN R. STEMLER	27	100.00	27	0
JUDGE CIRCUIT 4				
Vote For 1				
124 VICKI L. CARMICHAEL.	31	100.00	31	0
CORONER				
Vote For 1				
127 JOHN HALL	28	100.00	28	0
COMM DIST 1				
Vote For 1				
129 ED MEYER	27	100.00	27	0
COMM DIST 2				
Vote For 1				
131 LES YOUNG	27	100.00	27	0

RUN DATE:05/08/12 08:45 PM

REPORT-EL30A PAGE 0036-05

0036 JEFFERSONVILLE 27

	TOTAL VOTES	%	EAGLES	IVO'S
--	-------------	---	--------	-------

COUNCIL AT-LARGE

Vote For 3

138 DAVID RAY ABBOTT.	13	14.94	13	0
139 CHARLES KING	9	10.34	9	0
140 SUSAN POPP.	26	29.89	26	0
141 BRENDA ROSS	16	18.39	16	0
142 PERRY SMITH	13	14.94	13	0
143 KEVIN L. VISSING.	10	11.49	10	0

WE, THE UNDERSIGNED, DO HEREBY CERTIFY
THAT THE ABOVE RESULTS ARE A TRUE AND
ACCURATE ACCOUNT OF ALL BALLOTS COUNTED
AND THAT ALL COUNTERS WERE ZERO (0)
WHEN THE POLLS OPENED AND THAT THE
ELECTION WAS HELD IN ACCORDANCE WITH
THE LAWS OF THE STATE.

ELECTION JUDGE

ELECTION JUDGE

ELECTION JUDGE

PREC REPORT-GROUP DETAIL

CLARK COUNTY, INDIANA
PRIMARY ELECTION
MAY 08, 2012
STATISTICS

Unofficial Results

RUN DATE:05/08/12 08:45 PM

REPORT-EL30A PAGE 0037-01

0037 JEFFERSONVILLE 30

	TOTAL VOTES	%	EAGLES	IVO'S
REGISTERED VOTERS - TOTAL	820			
BALLOTS CAST - TOTAL	99		99	0
BALLOTS CAST - REPUBLICAN	45	45.45	45	0
BALLOTS CAST - DEMOCRATIC	54	54.55	54	0
VOTER TURNOUT - TOTAL		12.07		



RUN DATE:05/08/12 08:45 PM

REPORT-EL30A PAGE 0037-02

0037 JEFFERSONVILLE 30

TOTAL VOTES % EAGLES IVO'S

PRESIDENT

Vote For 1

101 NEWT GINGRICH.	0		0	0
102 RON PAUL	8	19.05	8	0
103 MITT ROMNEY	31	73.81	31	0
104 RICK SANTORUM.	3	7.14	3	0

US SENATOR

Vote For 1

106 RICHARD G. LUGAR.	11	26.19	11	0
107 RICHARD E. MOURDOCK.	31	73.81	31	0

GOVERNOR

Vote For 1

109 MIKE PENCE.	33	100.00	33	0
-------------------------	----	--------	----	---

US REP IN CONG DIST 9

Vote For 1

111 TODD YOUNG.	35	100.00	35	0
-------------------------	----	--------	----	---

STATE REP DISTRICT 71

Vote For 1

NO CANDIDATE POSITION	0		0	0
---------------------------------	---	--	---	---

JUDGE CIRCUIT 4

Vote For 1

NO CANDIDATE POSITION	0		0	0
---------------------------------	---	--	---	---

CORONER

Vote For 1

125 TERRY CONWAY	22	59.46	22	0
126 MARK A. GOODLETT.	15	40.54	15	0

COMM DIST 1

Vote For 1

128 RICK STEPHENSON	30	100.00	30	0
-------------------------------	----	--------	----	---

COMM DIST 2

Vote For 1

130 JACK A. COFFMAN SR..	29	100.00	29	0
----------------------------------	----	--------	----	---

0037 JEFFERSONVILLE 30

TOTAL VOTES % EAGLES IVO'S

COUNCIL AT-LARGE

Vote For 3

132 RONALD BROGAN	10	11.11	10	0
133 ADAM HUTCHINSON	13	14.44	13	0
134 KELLY L. KHURI	22	24.44	22	0
135 CHUCK LATHAM	13	14.44	13	0
136 RYAN LYNCH.	16	17.78	16	0
137 MAC MCINTOSH	16	17.78	16	0

STATE DEL AT-LARGE

Vote For 18

168 ORRIS BENDER	11	3.70	11	0
169 MARVIN E. BOSTOCK JR.	22	7.41	22	0
170 RUSSELL BROOKSBANK	12	4.04	12	0
171 CAROLE CARTER.	13	4.38	13	0
172 E. WAYNE CARTER	15	5.05	15	0
173 KELLEY CURRAN.	14	4.71	14	0
174 LOIS ANN ENGBRETSON	13	4.38	13	0
175 LEAH FARRIS	14	4.71	14	0
176 JAMIE HUDGINS.	6	2.02	6	0
177 GARY R. KOPP	17	5.72	17	0
178 RYAN LYNCH.	16	5.39	16	0
179 JASPER MAY III	10	3.37	10	0
180 JERRY MCHUGH	11	3.70	11	0
181 LISA NOEL-GILL	12	4.04	12	0
182 DAVID REINHARDT	10	3.37	10	0
183 BARBARA ANN REYNOLDS	12	4.04	12	0
184 LYNN RHODEA	9	3.03	9	0
185 D. ERIC SCHANSBERG	9	3.03	9	0
186 TONY SINGLETON	10	3.37	10	0
187 R. MONTY SNELLING	14	4.71	14	0
188 MICHAEL R. VAUGHN	10	3.37	10	0
189 WIN WALKER, JR.	14	4.71	14	0
190 ABBIE L. ZASTAWNY	10	3.37	10	0
191 EDWARD "ED Z." ZASTAWNY	13	4.38	13	0

STATE DEL DIST 1

Vote For 5

192 TERESA J. BALLEW.	15	13.64	15	0
193 RAYMOND DAVIS.	10	9.09	10	0
194 RON GROOMS.	22	20.00	22	0
195 JOSHUA L. GROWE	7	6.36	7	0
196 SHELL LAW	8	7.27	8	0
197 BRIAN LENFERT.	20	18.18	20	0
198 MATTHEW "MATT" OWEN.	18	16.36	18	0
199 GLENN A. PORZIG	10	9.09	10	0

0037 JEFFERSONVILLE 30

	TOTAL VOTES	%	EAGLES	IVO'S
PRESIDENT				
Vote For 1				
105 BARACK OBAMA	38	100.00	38	0
US SENATOR				
Vote For 1				
108 JOE DONNELLY	42	100.00	42	0
GOVERNOR				
Vote For 1				
110 JOHN R. GREGG.	36	100.00	36	0
US REP IN CONG DIST 9				
Vote For 1				
112 JONATHAN GEORGE	8	16.00	8	0
113 JOHN GRIFFIN MILLER.	2	4.00	2	0
114 JOHN W. TILFORD	1	2.00	1	0
115 ROBERT WINNINGHAM	16	32.00	16	0
116 SHELLI YODER	23	46.00	23	0
STATE REP DISTRICT 71				
Vote For 1				
121 STEVEN R. STEMLER	46	100.00	46	0
JUDGE CIRCUIT 4				
Vote For 1				
124 VICKI L. CARMICHAEL.	47	100.00	47	0
CORONER				
Vote For 1				
127 JOHN HALL	43	100.00	43	0
COMM DIST 1				
Vote For 1				
129 ED MEYER	42	100.00	42	0
COMM DIST 2				
Vote For 1				
131 LES YOUNG	41	100.00	41	0

0037 JEFFERSONVILLE 30

	TOTAL VOTES	%	EAGLES	IVO'S
COUNCIL AT-LARGE				
Vote For 3				
138 DAVID RAY ABBOTT	10	8.00	10	0
139 CHARLES KING	15	12.00	15	0
140 SUSAN POPP.	41	32.80	41	0
141 BRENDA ROSS	13	10.40	13	0
142 PERRY SMITH	26	20.80	26	0
143 KEVIN L. VISSING.	20	16.00	20	0

WE, THE UNDERSIGNED, DO HEREBY CERTIFY
THAT THE ABOVE RESULTS ARE A TRUE AND
ACCURATE ACCOUNT OF ALL BALLOTS COUNTED
AND THAT ALL COUNTERS WERE ZERO (0)
WHEN THE POLLS OPENED AND THAT THE
ELECTION WAS HELD IN ACCORDANCE WITH
THE LAWS OF THE STATE.

ELECTION JUDGE

ELECTION JUDGE

ELECTION JUDGE

0038 JEFFERSONVILLE 31

	TOTAL VOTES	%	EAGLES	IVO'S
REGISTERED VOTERS - TOTAL	941			
BALLOTS CAST - TOTAL	94		94	0
BALLOTS CAST - REPUBLICAN	48	51.06	48	0
BALLOTS CAST - DEMOCRATIC	46	48.94	46	0
VOTER TURNOUT - TOTAL		9.99		

RUN DATE:05/08/12 08:45 PM

REPORT-EL30A PAGE 0038-02

0038 JEFFERSONVILLE 31

	TOTAL VOTES	%	EAGLES	IVO'S
PRESIDENT				
Vote For 1				
101 NEWT GINGRICH.	3	6.98	3	0
102 RON PAUL	12	27.91	12	0
103 MITT ROMNEY	23	53.49	23	0
104 RICK SANTORUM.	5	11.63	5	0
US SENATOR				
Vote For 1:				
106 RICHARD G. LUGAR.	12	26.09	12	0
107 RICHARD E. MOURDOCK.	34	73.91	34	0
GOVERNOR				
Vote For 1				
109 MIKE PENCE.	35	100.00	35	0
US REP IN CONG DIST 9				
Vote For 1				
111 TODD YOUNG.	35	100.00	35	0
STATE REP DISTRICT 71				
Vote For 1				
NO CANDIDATE POSITION	0		0	0
JUDGE CIRCUIT 4				
Vote For 1				
NO CANDIDATE POSITION	0		0	0
CORONER				
Vote For 1				
125 TERRY CONWAY	23	63.89	23	0
126 MARK A. GOODLETT.	13	36.11	13	0
COMM DIST 1				
Vote For 1				
128 RICK STEPHENSON	30	100.00	30	0
COMM DIST 2				
Vote For 1				
130 JACK A. COFFMAN SR..	28	100.00	28	0

0038 JEFFERSONVILLE 31

	TOTAL VOTES	%	EAGLES	IWO'S
COUNCIL AT-LARGE				
Vote For 3				
132 RONALD BROGAN	13	15.48	13	0
133 ADAM HUTCHINSON	10	11.90	10	0
134 KELLY L. KHURI	26	30.95	26	0
135 CHUCK LATHAM	8	9.52	8	0
136 RYAN LYNCH	18	21.43	18	0
137 MAC MCINTOSH	9	10.71	9	0

STATE DEL AT-LARGE

Vote For 18				
168 ORRIS BENDER	10	3.55	10	0
169 MARVIN E. BOSTOCK JR.	21	7.45	21	0
170 RUSSELL BROOKSBANK	7	2.48	7	0
171 CAROLE CARTER	9	3.19	9	0
172 E. WAYNE CARTER	8	2.84	8	0
173 KELLEY CURRAN	16	5.67	16	0
174 LOIS ANN ENGBRETSON	17	6.03	17	0
175 LEAH FARRIS	11	3.90	11	0
176 JAMIE HUDGINS	6	2.13	6	0
177 GARY R. KOPP	19	6.74	19	0
178 RYAN LYNCH	17	6.03	17	0
179 JASPER MAY III	7	2.48	7	0
180 JERRY MCHUGH	5	1.77	5	0
181 LISA NOEL-GILL	15	5.32	15	0
182 DAVID REINHARDT	13	4.61	13	0
183 BARBARA ANN REYNOLDS	11	3.90	11	0
184 LYNN RHODEA	12	4.26	12	0
185 D. ERIC SCHANSBERG	5	1.77	5	0
186 TONY SINGLETON	9	3.19	9	0
187 R. MONTY SNELLING	20	7.09	20	0
188 MICHAEL R. VAUGHN	7	2.48	7	0
189 WIN WALKER, JR.	15	5.32	15	0
190 ABBIE L. ZASTAWNY	11	3.90	11	0
191 EDWARD "ED Z." ZASTAWNY	11	3.90	11	0

STATE DEL DIST 1

Vote For 5				
192 TERESA J. BALLEW	20	16.95	20	0
193 RAYMOND DAVIS	11	9.32	11	0
194 RON GROOMS	26	22.03	26	0
195 JOSHUA L. GROWE	3	2.54	3	0
196 SHELL LAW	11	9.32	11	0
197 BRIAN LENFERT	21	17.80	21	0
198 MATTHEW "MATT" OWEN	18	15.25	18	0
199 GLENN A. PORZIG	8	6.78	8	0

PREC REPORT-GROUP DETAIL

CLARK COUNTY, INDIANA
PRIMARY ELECTION
MAY 08, 2012
DEMOCRATIC

Unofficial Results

RUN DATE:05/08/12 08:45 PM

REPORT-EL30A PAGE 0038-04

0038 JEFFERSONVILLE 31

	TOTAL VOTES	%	EAGLES	IVO'S
PRESIDENT				
Vote For 1				
105 BARACK OBAMA	32	100.00	32	0
US SENATOR				
Vote For 1				
108 JOE DONNELLY	32	100.00	32	0
GOVERNOR				
Vote For 1				
110 JOHN R. GREGG.	35	100.00	35	0
US REP IN CONG DIST 9				
Vote For 1				
112 JONATHAN GEORGE	8	22.86	8	0
113 JOHN GRIFFIN MILLER.	2	5.71	2	0
114 JOHN W. TILFORD	2	5.71	2	0
115 ROBERT WINNINGHAM	8	22.86	8	0
116 SHELLI YODER	15	42.86	15	0
STATE REP DISTRICT 71				
Vote For 1				
121 STEVEN R. STEMLER	41	100.00	41	0
JUDGE CIRCUIT 4				
Vote For 1				
124 VICKI L. CARMICHAEL.	42	100.00	42	0
CORONER				
Vote For 1				
127 JOHN HALL	35	100.00	35	0
COMM DIST 1				
Vote For 1				
129 ED MEYER	31	100.00	31	0
COMM DIST 2				
Vote For 1				
131 LES YOUNG	33	100.00	33	0

0038 JEFFERSONVILLE 31

	TOTAL VOTES	%	EAGLES	IVO'S
--	-------------	---	--------	-------

COUNCIL AT-LARGE

Vote For 3

138 DAVID RAY ABBOTT.	12	11.32	12	0
139 CHARLES KING	14	13.21	14	0
140 SUSAN POPP.	28	26.42	28	0
141 BRENDA ROSS	14	13.21	14	0
142 PERRY SMITH	25	23.58	25	0
143 KEVIN L. VISSING.	13	12.26	13	0

WE, THE UNDERSIGNED, DO HEREBY CERTIFY
THAT THE ABOVE RESULTS ARE A TRUE AND
ACCURATE ACCOUNT OF ALL BALLOTS COUNTED
AND THAT ALL COUNTERS WERE ZERO (0)
WHEN THE POLLS OPENED AND THAT THE
ELECTION WAS HELD IN ACCORDANCE WITH
THE LAWS OF THE STATE.

ELECTION JUDGE

ELECTION JUDGE

ELECTION JUDGE

PREC REPORT-GROUP DETAIL

CLARK COUNTY, INDIANA
PRIMARY ELECTION
MAY 08, 2012
STATISTICS

Unofficial Results

RUN DATE:05/08/12 08:45 PM

REPORT-EL30A PAGE 0039-01

0039 JEFFERSONVILLE 32

	TOTAL VOTES	%	EAGLES	IVO'S
REGISTERED VOTERS - TOTAL	615			
BALLOTS CAST - TOTAL	68		68	0
BALLOTS CAST - REPUBLICAN	29	42.65	29	0
BALLOTS CAST - DEMOCRATIC	39	57.35	39	0
VOTER TURNOUT - TOTAL		11.06		

0039 JEFFERSONVILLE 32

TOTAL VOTES % EAGLES IVO'S

PRESIDENT

Vote For 1				
101 NEWT GINGRICH.	2	7.69	2	0
102 RON PAUL	4	15.38	4	0
103 MITT ROMNEY	13	50.00	13	0
104 RICK SANTORUM.	7	26.92	7	0

US SENATOR

Vote For 1				
106 RICHARD G. LUGAR.	11	40.74	11	0
107 RICHARD E. MOURDOCK.	16	59.26	16	0

GOVERNOR

Vote For 1				
109 MIKE PENCE.	19	100.00	19	0

US REP IN CONG DIST 9

Vote For 1				
111 TODD YOUNG.	20	100.00	20	0

STATE REP DISTRICT 71

Vote For 1				
NO CANDIDATE POSITION	0		0	0

JUDGE CIRCUIT 4

Vote For 1				
NO CANDIDATE POSITION	0		0	0

CORONER

Vote For 1				
125 TERRY CONWAY	11	50.00	11	0
126 MARK A. GOODLETT.	11	50.00	11	0

COMM DIST 1

Vote For 1				
128 RICK STEPHENSON	13	100.00	13	0

COMM DIST 2

Vote For 1				
130 JACK A. COFFMAN SR..	13	100.00	13	0

0039 JEFFERSONVILLE 32

TOTAL VOTES % EAGLES IVO'S

COUNCIL AT-LARGE

Vote For 3

132 RONALD BROGAN	8	14.29	8	0
133 ADAM HUTCHINSON	7	12.50	7	0
134 KELLY L. KHURI	15	26.79	15	0
135 CHUCK LATHAM	7	12.50	7	0
136 RYAN LYNCH	12	21.43	12	0
137 MAC MCINTOSH	7	12.50	7	0

STATE DEL AT-LARGE

Vote For 18

168 ORRIS BENDER	5	3.50	5	0
169 MARVIN E. BOSTOCK JR.	11	7.69	11	0
170 RUSSELL BROOKSBANK	4	2.80	4	0
171 CAROLE CARTER	6	4.20	6	0
172 E. WAYNE CARTER	5	3.50	5	0
173 KELLEY CURRAN	9	6.29	9	0
174 LOIS ANN ENGBRETSON	10	6.99	10	0
175 LEAH FARRIS	7	4.90	7	0
176 JAMIE HUDGINS	5	3.50	5	0
177 GARY R. KOPP	8	5.59	8	0
178 RYAN LYNCH	10	6.99	10	0
179 JASPER MAY III	5	3.50	5	0
180 JERRY MCHUGH	5	3.50	5	0
181 LISA NOEL-GILL	5	3.50	5	0
182 DAVID REINHARDT	3	2.10	3	0
183 BARBARA ANN REYNOLDS	5	3.50	5	0
184 LYNN RHODEA	3	2.10	3	0
185 D. ERIC SCHANSBERG	5	3.50	5	0
186 TONY SINGLETON	6	4.20	6	0
187 R. MONTY SNELLING	8	5.59	8	0
188 MICHAEL R. VAUGHN	4	2.80	4	0
189 WIN WALKER, JR.	6	4.20	6	0
190 ABBIE L. ZASTAWNY	2	1.40	2	0
191 EDWARD "ED Z." ZASTAWNY	6	4.20	6	0

STATE DEL DIST 1

Vote For 5

192 TERESA J. BALLEW	8	13.56	8	0
193 RAYMOND DAVIS	5	8.47	5	0
194 RON GROOMS	14	23.73	14	0
195 JOSHUA L. GROWE	5	8.47	5	0
196 SHELL LAW	5	8.47	5	0
197 BRIAN LENFERT	12	20.34	12	0
198 MATTHEW "MATT" OWEN	7	11.86	7	0
199 GLENN A. PORZIG	3	5.08	3	0

RUN DATE:05/08/12 08:45 PM

REPORT-EL30A PAGE 0039-04

0039 JEFFERSONVILLE 32

	TOTAL VOTES	%	EAGLES	IVO'S
PRESIDENT				
Vote For 1				
105 BARACK OBAMA	30	100.00	30	0
US SENATOR				
Vote For 1				
108 JOE DONNELLY	29	100.00	29	0
GOVERNOR				
Vote For 1				
110 JOHN R. GREGG.	31	100.00	31	0
US REP IN CONG DIST 9				
Vote For 1				
112 JONATHAN GEORGE	5	15.15	5	0
113 JOHN GRIFFIN MILLER.	4	12.12	4	0
114 JOHN W. TILFORD	2	6.06	2	0
115 ROBERT WINNINGHAM	7	21.21	7	0
116 SHELLI YODER	15	45.45	15	0
STATE REP DISTRICT 71				
Vote For 1				
121 STEVEN R. STEMLER	31	100.00	31	0
JUDGE CIRCUIT 4				
Vote For 1				
124 VICKI L. CARMICHAEL.	35	100.00	35	0
CORONER				
Vote For 1				
127 JOHN HALL	29	100.00	29	0
COMM DIST 1				
Vote For 1				
129 ED MEYER	27	100.00	27	0
COMM DIST 2				
Vote For 1				
131 LES YOUNG	28	100.00	28	0

0039 JEFFERSONVILLE 32

	TOTAL VOTES	%	EAGLES	IVO'S
COUNCIL AT-LARGE				
Vote For 3				
138 DAVID RAY ABBOTT.	9	10.98	9	0
139 CHARLES KING	8	9.76	8	0
140 SUSAN POPP.	23	28.05	23	0
141 BRENDA ROSS	10	12.20	10	0
142 PERRY SMITH	20	24.39	20	0
143 KEVIN L. VISSING.	12	14.63	12	0

WE, THE UNDERSIGNED, DO HEREBY CERTIFY
THAT THE ABOVE RESULTS ARE A TRUE AND
ACCURATE ACCOUNT OF ALL BALLOTS COUNTED
AND THAT ALL COUNTERS WERE ZERO (0)
WHEN THE POLLS OPENED AND THAT THE
ELECTION WAS HELD IN ACCORDANCE WITH
THE LAWS OF THE STATE.

ELECTION JUDGE

ELECTION JUDGE

ELECTION JUDGE

RUN DATE:05/08/12 08:45 PM

REPORT-EL30A PAGE 0040-01

0040 JEFFERSONVILLE 33

	TOTAL VOTES	%	EAGLES	IVO'S
REGISTERED VOTERS - TOTAL	993			
BALLOTS CAST - TOTAL	126		126	0
BALLOTS CAST - REPUBLICAN	56	44.44	56	0
BALLOTS CAST - DEMOCRATIC	70	55.56	70	0
VOTER TURNOUT - TOTAL		12.69		

RUN DATE:05/08/12 08:45 PM

REPORT-EL30A PAGE 0040-02

0040 JEFFERSONVILLE 33

	TOTAL VOTES	%	EAGLES	IVO'S
PRESIDENT				
Vote For 1				
101 NEWT GINGRICH	5	9.43	5	0
102 RON PAUL	8	15.09	8	0
103 MITT ROMNEY	33	62.26	33	0
104 RICK SANTORUM	7	13.21	7	0
US SENATOR				
Vote For 1				
106 RICHARD G. LUGAR	19	33.93	19	0
107 RICHARD E. MOURDOCK	37	66.07	37	0
GOVERNOR				
Vote For 1				
109 MIKE PENCE	39	100.00	39	0
US REP IN CONG DIST 9				
Vote For 1				
111 TODD YOUNG	43	100.00	43	0
STATE REP DISTRICT 71				
Vote For 1				
NO CANDIDATE POSITION	0		0	0
JUDGE CIRCUIT 4				
Vote For 1				
NO CANDIDATE POSITION	0		0	0
CORONER				
Vote For 1				
125 TERRY CONWAY	20	50.00	20	0
126 MARK A. GOODLETT	20	50.00	20	0
COMM DIST 1				
Vote For 1				
128 RICK STEPHENSON	36	100.00	36	0
COMM DIST 2				
Vote For 1				
130 JACK A. COFFMAN SR.	34	100.00	34	0

0040 JEFFERSONVILLE 33

TOTAL VOTES % EAGLES IVO'S

COUNCIL AT-LARGE

Vote For 3

132 RONALD BROGAN	18	16.22	18	0
133 ADAM HUTCHINSON	19	17.12	19	0
134 KELLY L. KHURI	21	18.92	21	0
135 CHUCK LATHAM	15	13.51	15	0
136 RYAN LYNCH.	24	21.62	24	0
137 MAC MCINTOSH	14	12.61	14	0

STATE DEL AT-LARGE

Vote For 18

168 ORRIS BENDER	9	2.54	9	0
169 MARVIN E. BOSTOCK JR.	22	6.20	22	0
170 RUSSELL BROOKSBANK	6	1.69	6	0
171 CAROLE CARTER.	17	4.79	17	0
172 E. WAYNE CARTER	13	3.66	13	0
173 KELLEY CURRAN.	19	5.35	19	0
174 LOIS ANN ENGBRETSON	23	6.48	23	0
175 LEAH FARRIS	14	3.94	14	0
176 JAMIE HUDGINS.	12	3.38	12	0
177 GARY R. KOPP	16	4.51	16	0
178 RYAN LYNCH.	19	5.35	19	0
179 JASPER MAY III	8	2.25	8	0
180 JERRY MCHUGH	10	2.82	10	0
181 LISA NOEL-GILL	19	5.35	19	0
182 DAVID REINHARDT	17	4.79	17	0
183 BARBARA ANN REYNOLDS	14	3.94	14	0
184 LYNN RHODEA	10	2.82	10	0
185 D. ERIC SCHANSBERG	11	3.10	11	0
186 TONY SINGLETON	19	5.35	19	0
187 R. MONTY SNELLING	22	6.20	22	0
188 MICHAEL R. VAUGHN	12	3.38	12	0
189 WIN WALKER, JR.	22	6.20	22	0
190 ABBIE L. ZASTAWNY	10	2.82	10	0
191 EDWARD "ED Z." ZASTAWNY	11	3.10	11	0

STATE DEL DIST 1

Vote For 5

192 TERESA J. BALLEW.	24	16.00	24	0
193 RAYMOND DAVIS.	9	6.00	9	0
194 RON GROOMS.	34	22.67	34	0
195 JOSHUA L. GROWE	11	7.33	11	0
196 SHELL LAW	14	9.33	14	0
197 BRIAN LENFERT.	28	18.67	28	0
198 MATTHEW "MATT" OWEN.	23	15.33	23	0
199 GLENN A. PORZIG	7	4.67	7	0

RUN DATE:05/08/12 08:45 PM

REPORT-EL30A PAGE 0040-04

0040 JEFFERSONVILLE 33

	TOTAL VOTES	%	EAGLES	IVO'S
PRESIDENT				
Vote For 1				
105 BARACK OBAMA	56	100.00	56	0
US SENATOR				
Vote For 1				
108 JOE DONNELLY	54	100.00	54	0
GOVERNOR				
Vote For 1				
110 JOHN R. GREGG.	52	100.00	52	0
US REP IN CONG DIST 9				
Vote For 1				
112 JONATHAN GEORGE	12	19.05	12	0
113 JOHN GRIFFIN MILLER.	6	9.52	6	0
114 JOHN W. TILFORD	3	4.76	3	0
115 ROBERT WINNINGHAM	12	19.05	12	0
116 SHELLI YODER	30	47.62	30	0
STATE REP DISTRICT 71				
Vote For 1				
121 STEVEN R. STEMLER	63	100.00	63	0
JUDGE CIRCUIT 4				
Vote For 1				
124 VICKI L. CARMICHAEL.	60	100.00	60	0
CORONER				
Vote For 1				
127 JOHN HALL	58	100.00	58	0
COMM DIST 1				
Vote For 1				
129 ED MEYER	59	100.00	59	0
COMM DIST 2				
Vote For 1				
131 LES YOUNG	56	100.00	56	0

RUN DATE:05/08/12 08:45 PM

REPORT-EL30A PAGE 0040-05

0040 JEFFERSONVILLE 33

	TOTAL VOTES	%	EAGLES	IVO'S
--	-------------	---	--------	-------

COUNCIL AT-LARGE

Vote For 3

138 DAVID RAY ABBOTT.	16	8.89	16	0
139 CHARLES KING	23	12.78	23	0
140 SUSAN POPP.	51	28.33	51	0
141 BRENDA ROSS	22	12.22	22	0
142 PERRY SMITH	34	18.89	34	0
143 KEVIN L. VISSING.	34	18.89	34	0

WE, THE UNDERSIGNED, DO HEREBY CERTIFY
THAT THE ABOVE RESULTS ARE A TRUE AND
ACCURATE ACCOUNT OF ALL BALLOTS COUNTED
AND THAT ALL COUNTERS WERE ZERO (0)
WHEN THE POLLS OPENED AND THAT THE
ELECTION WAS HELD IN ACCORDANCE WITH
THE LAWS OF THE STATE.

ELECTION JUDGE

ELECTION JUDGE

ELECTION JUDGE

PREC REPORT-GROUP DETAIL

CLARK COUNTY, INDIANA
PRIMARY ELECTION
MAY 08, 2012
STATISTICS

Unofficial Results

RUN DATE:05/08/12 08:45 PM

REPORT-EL30A PAGE 0041-01

0041 JEFFERSONVILLE 34

	TOTAL VOTES	%	EAGLES	IVO'S
REGISTERED VOTERS - TOTAL	782			
BALLOTS CAST - TOTAL	106		106	0
BALLOTS CAST - REPUBLICAN	48	45.28	48	0
BALLOTS CAST - DEMOCRATIC	58	54.72	58	0
VOTER TURNOUT - TOTAL		13.55		

RUN DATE:05/08/12 08:45 PM

REPORT-EL30A PAGE 0041-02

0041 JEFFERSONVILLE 34

	TOTAL VOTES	%	EAGLES	IVO'S
PRESIDENT				
Vote For 1				
101 NEWT GINGRICH.	2	4.55	2	0
102 RON PAUL	4	9.09	4	0
103 MITT ROMNEY	32	72.73	32	0
104 RICK SANTORUM.	6	13.64	6	0
US SENATOR				
Vote For 1				
106 RICHARD G. LUGAR.	13	28.26	13	0
107 RICHARD E. MOURDOCK.	33	71.74	33	0
GOVERNOR				
Vote For 1				
109 MIKE PENCE.	39	100.00	39	0
US REP IN CONG DIST 9				
Vote For 1				
111 TODD YOUNG.	38	100.00	38	0
STATE REP DISTRICT 71				
Vote For 1				
NO CANDIDATE POSITION	0		0	0
JUDGE CIRCUIT 4				
Vote For 1				
NO CANDIDATE POSITION	0		0	0
CORONER				
Vote For 1				
125 TERRY CONWAY	25	59.52	25	0
126 MARK A. GOODLETT.	17	40.48	17	0
COMM DIST 1				
Vote For 1				
128 RICK STEPHENSON	33	100.00	33	0
COMM DIST 2				
Vote For 1				
130 JACK A. COFFMAN SR..	28	100.00	28	0

RUN DATE:05/08/12 08:45 PM

REPORT-EL30A PAGE 0041-03

0041 JEFFERSONVILLE 34

	TOTAL VOTES	%	EAGLES	IVO'S
COUNCIL AT-LARGE				
Vote For 3				
132 RONALD BROGAN.	22	22.00	22	0
133 ADAM HUTCHINSON	14	14.00	14	0
134 KELLY L. KHURI	19	19.00	19	0
135 CHUCK LATHAM	15	15.00	15	0
136 RYAN LYNCH.	21	21.00	21	0
137 MAC MCINTOSH	9	9.00	9	0

	TOTAL VOTES	%	EAGLES	IVO'S
STATE DEL AT-LARGE				
Vote For 18				
168 ORRIS BENDER	12	3.27	12	0
169 MARVIN E. BOSTOCK JR.	28	7.63	28	0
170 RUSSELL BROOKSBANK	11	3.00	11	0
171 CAROLE CARTER.	17	4.63	17	0
172 E. WAYNE CARTER	12	3.27	12	0
173 KELLEY CURRAN.	16	4.36	16	0
174 LOIS ANN ENGBRETSON	21	5.72	21	0
175 LEAH FARRIS	18	4.90	18	0
176 JAMIE HUDGINS.	10	2.72	10	0
177 GARY R. KOPP	18	4.90	18	0
178 RYAN LYNCH.	24	6.54	24	0
179 JASPER MAY III	10	2.72	10	0
180 JERRY MCHUGH	10	2.72	10	0
181 LISA NOEL-GILL	13	3.54	13	0
182 DAVID REINHARDT	20	5.45	20	0
183 BARBARA ANN REYNOLDS	15	4.09	15	0
184 LYNN RHODEA	12	3.27	12	0
185 D. ERIC SCHANSBERG	6	1.63	6	0
186 TONY SINGLETON	14	3.81	14	0
187 R. MONTY SNELLING	21	5.72	21	0
188 MICHAEL R. VAUGHN	10	2.72	10	0
189 WIN WALKER, JR.	18	4.90	18	0
190 ABBIE L. ZASTAWNY	17	4.63	17	0
191 EDWARD "ED Z." ZASTAWNY	14	3.81	14	0

	TOTAL VOTES	%	EAGLES	IVO'S
STATE DEL DIST 1				
Vote For 5				
192 TERESA J. BALLEW.	17	12.50	17	0
193 RAYMOND DAVIS.	14	10.29	14	0
194 RON GROOMS.	28	20.59	28	0
195 JOSHUA L. GROWE	13	9.56	13	0
196 SHELL LAW	12	8.82	12	0
197 BRIAN LENFERT.	28	20.59	28	0
198 MATTHEW "MATT" OWEN.	20	14.71	20	0
199 GLENN A. PORZIG	4	2.94	4	0

PREC REPORT-GROUP DETAIL

CLARK COUNTY, INDIANA
 PRIMARY ELECTION
 MAY 08, 2012
 DEMOCRATIC

Unofficial Results

RUN DATE:05/08/12 08:45 PM

REPORT-EL30A PAGE 0041-04

0041 JEFFERSONVILLE 34

	TOTAL VOTES	%	EAGLES	IVO'S
PRESIDENT				
Vote For 1				
105 BARACK OBAMA	41	100.00	41	0
US SENATOR				
Vote For 1				
108 JOE DONNELLY	44	100.00	44	0
GOVERNOR				
Vote For 1				
110 JOHN R. GREGG.	41	100.00	41	0
US REP IN CONG DIST 9				
Vote For 1				
112 JONATHAN GEORGE	4	8.16	4	0
113 JOHN GRIFFIN MILLER.	4	8.16	4	0
114 JOHN W. TILFORD	1	2.04	1	0
115 ROBERT WINNINGHAM	17	34.69	17	0
116 SHELLI YODER	23	46.94	23	0
STATE REP DISTRICT 71				
Vote For 1				
121 STEVEN R. STEMLER	48	100.00	48	0
JUDGE CIRCUIT 4				
Vote For 1				
124 VICKI L. CARMICHAEL.	47	100.00	47	0
CORONER				
Vote For 1				
127 JOHN HALL	45	100.00	45	0
COMM DIST 1				
Vote For 1				
129 ED MEYER	43	100.00	43	0
COMM DIST 2				
Vote For 1				
131 LES YOUNG	38	100.00	38	0

0041 JEFFERSONVILLE 34

	TOTAL VOTES	%	EAGLES	IVO'S
COUNCIL AT-LARGE				
Vote For 3				
138 DAVID RAY ABBOTT	7	5.65	7	0
139 CHARLES KING	11	8.87	11	0
140 SUSAN POPP.	38	30.65	38	0
141 BRENDA ROSS	15	12.10	15	0
142 PERRY SMITH	32	25.81	32	0
143 KEVIN L. VISSING.	21	16.94	21	0

WE, THE UNDERSIGNED, DO HEREBY CERTIFY
THAT THE ABOVE RESULTS ARE A TRUE AND
ACCURATE ACCOUNT OF ALL BALLOTS COUNTED,
AND THAT ALL COUNTERS WERE ZERO (0)
WHEN THE POLLS OPENED AND THAT THE
ELECTION WAS HELD IN ACCORDANCE WITH
THE LAWS OF THE STATE.

ELECTION JUDGE

ELECTION JUDGE

ELECTION JUDGE

PREC REPORT-GROUP DETAIL

CLARK COUNTY, INDIANA
PRIMARY ELECTION
MAY 08, 2012
STATISTICS

Unofficial Results

RUN DATE:05/08/12 08:45 PM

REPORT-EL30A PAGE 0042-01

0042 JEFFERSONVILLE 35

	TOTAL VOTES	%	EAGLES	IVO'S
REGISTERED VOTERS - TOTAL	1,587			
BALLOTS CAST - TOTAL	114		114	0
BALLOTS CAST - REPUBLICAN	41	35.96	41	0
BALLOTS CAST - DEMOCRATIC	73	64.04	73	0
VOTER TURNOUT - TOTAL		7.18		

RUN DATE:05/08/12 08:45 PM

REPORT-EL30A PAGE 0042-02

0042 JEFFERSONVILLE 35

	TOTAL VOTES	%	EAGLES	IVO'S
PRESIDENT				
Vote For 1				
101 NEWT GINGRICH.	1	2.63	1	0
102 RON PAUL	10	26.32	10	0
103 MITT ROMNEY	21	55.26	21	0
104 RICK SANTORUM.	6	15.79	6	0
US SENATOR				
Vote For 1				
106 RICHARD G. LUGAR.	14	35.00	14	0
107 RICHARD E. MOURDOCK.	26	65.00	26	0
GOVERNOR				
Vote For 1				
109 MIKE PENCE.	31	100.00	31	0
US REP IN CONG DIST 9				
Vote For 1				
111 TODD YOUNG.	31	100.00	31	0
STATE REP DISTRICT 71				
Vote For 1				
NO CANDIDATE POSITION	0		0	0
JUDGE CIRCUIT 4				
Vote For 1				
NO CANDIDATE POSITION	0		0	0
CORONER				
Vote For 1				
125 TERRY CONWAY	9	32.14	9	0
126 MARK A. GOODLETT.	19	67.86	19	0
COMM DIST 1				
Vote For 1				
128 RICK STEPHENSON	19	100.00	19	0
COMM DIST 2				
Vote For 1				
130 JACK A. COFFMAN SR.	19	100.00	19	0

0042 JEFFERSONVILLE 35

	TOTAL VOTES	%	EAGLES	IVO'S
COUNCIL AT-LARGE				
Vote For 3				
132 RONALD BROGAN.	15	20.83	15	0
133 ADAM HUTCHINSON	8	11.11	8	0
134 KELLY L. KHURI	12	16.67	12	0
135 CHUCK LATHAM	12	16.67	12	0
136 RYAN LYNCH.	11	15.28	11	0
137 MAC MCINTOSH	14	19.44	14	0

STATE DEL AT-LARGE

Vote For 18				
168 ORRIS BENDER	8	3.08	8	0
169 MARVIN E. BOSTOCK JR.	16	6.15	16	0
170 RUSSELL BROOKSBANK	9	3.46	9	0
171 CAROLE CARTER.	11	4.23	11	0
172 E. WAYNE CARTER	13	5.00	13	0
173 KELLEY CURRAN.	8	3.08	8	0
174 LOIS ANN ENGBRETSON	19	7.31	19	0
175 LEAH FARRIS	9	3.46	9	0
176 JAMIE HUDGINS.	6	2.31	6	0
177 GARY R. KOPP	11	4.23	11	0
178 RYAN LYNCH.	11	4.23	11	0
179 JASPER MAY III	9	3.46	9	0
180 JERRY MCHUGH	10	3.85	10	0
181 LISA NOEL-GILL	13	5.00	13	0
182 DAVID REINHARDT	8	3.08	8	0
183 BARBARA ANN REYNOLDS	9	3.46	9	0
184 LYNN RHODEA	11	4.23	11	0
185 D. ERIC SCHANSBERG	9	3.46	9	0
186 TONY SINGLETON	13	5.00	13	0
187 R. MONTY SNELLING	15	5.77	15	0
188 MICHAEL R. VAUGHN	11	4.23	11	0
189 WIN WALKER, JR.	14	5.38	14	0
190 ABBIE L. ZASTAWNY	8	3.08	8	0
191 EDWARD "ED Z." ZASTAWNY	9	3.46	9	0

STATE DEL DIST 1

Vote For 5				
192 TERESA J. BALLEW.	15	14.85	15	0
193 RAYMOND DAVIS.	9	8.91	9	0
194 RON GROOMS.	21	20.79	21	0
195 JOSHUA L. GROWE	7	6.93	7	0
196 SHELL LAW	14	13.86	14	0
197 BRIAN LENFERT.	17	16.83	17	0
198 MATTHEW "MATT" OWEN.	12	11.88	12	0
199 GLENN A. PORZIG	6	5.94	6	0

RUN DATE:05/08/12 08:45 PM

REPORT-EL30A PAGE 0042-04

0042 JEFFERSONVILLE 35

	TOTAL VOTES	%	EAGLES	IVO'S
PRESIDENT				
Vote For 1				
105 BARACK OBAMA	54	100.00	54	0
US SENATOR				
Vote For 1				
108 JOE DONNELLY	50	100.00	50	0
GOVERNOR				
Vote For 1				
110 JOHN R. GREGG.	52	100.00	52	0
US REP IN CONG DIST 9				
Vote For 1				
112 JONATHAN GEORGE	7	10.77	7	0
113 JOHN GRIFFIN MILLER.	8	12.31	8	0
114 JOHN W. TILFORD	4	6.15	4	0
115 ROBERT WINNINGHAM	16	24.62	16	0
116 SHELLI YODER	30	46.15	30	0
STATE REP DISTRICT 71				
Vote For 1				
121 STEVEN R. STEMLER	54	100.00	54	0
JUDGE CIRCUIT 4				
Vote For 1				
124 VICKI L. CARMICHAEL.	57	100.00	57	0
CORONER				
Vote For 1				
127 JOHN HALL	56	100.00	56	0
COMM DIST 1				
Vote For 1				
129 ED MEYER	50	100.00	50	0
COMM DIST 2				
Vote For 1				
131 LES YOUNG	50	100.00	50	0

PREC REPORT-GROUP DETAIL

CLARK COUNTY, INDIANA
PRIMARY ELECTION
MAY 08, 2012
DEMOCRATIC

Unofficial Results

RUN DATE:05/08/12 08:45 PM

REPORT-EL30A PAGE 0042-05

0042 JEFFERSONVILLE 35

	TOTAL VOTES	%	EAGLES	IWO'S
COUNCIL AT-LARGE				
Vote For 3				
138 DAVID RAY ABBOTT.	21	11.23	21	0
139 CHARLES KING	19	10.16	19	0
140 SUSAN POPP.	51	27.27	51	0
141 BRENDA ROSS	31	16.58	31	0
142 PERRY SMITH	27	14.44	27	0
143 KEVIN L. VISSING.	38	20.32	38	0

WE, THE UNDERSIGNED, DO HEREBY CERTIFY
THAT THE ABOVE RESULTS ARE A TRUE AND
ACCURATE ACCOUNT OF ALL BALLOTS COUNTED
AND THAT ALL COUNTERS WERE ZERO (0)
WHEN THE POLLS OPENED AND THAT THE
ELECTION WAS HELD IN ACCORDANCE WITH
THE LAWS OF THE STATE.

ELECTION JUDGE

ELECTION JUDGE

ELECTION JUDGE

PREC REPORT-GROUP DETAIL

CLARK COUNTY, INDIANA
PRIMARY ELECTION
MAY 08, 2012
STATISTICS

Unofficial Results

RUN DATE:05/08/12 08:45 PM

REPORT-EL30A PAGE 0043-01

0043 JEFFERSONVILLE 36

	TOTAL VOTES	%	EAGLES	IVO'S
REGISTERED VOTERS - TOTAL	1,202			
BALLOTS CAST - TOTAL	150		150	0
BALLOTS CAST - REPUBLICAN	92	61.33	92	0
BALLOTS CAST - DEMOCRATIC	58	38.67	58	0
VOTER TURNOUT - TOTAL		12.48		

RUN DATE:05/08/12 08:45 PM

REPORT-EL30A PAGE 0043-02

0043 JEFFERSONVILLE 36

	TOTAL VOTES	%	EAGLES	IVO'S
PRESIDENT				
Vote For 1				
101 NEWT GINGRICH.	6	6.82	6	0
102 RON PAUL	5	5.68	5	0
103 MITT ROMNEY	74	84.09	74	0
104 RICK SANTORUM.	3	3.41	3	0
US SENATOR				
Vote For 1				
106 RICHARD G. LUGAR.	26	29.21	26	0
107 RICHARD E. MOURDOCK.	63	70.79	63	0
GOVERNOR				
Vote For 1				
109 MIKE PENCE.	74	100.00	74	0
US REP IN CONG DIST 9				
Vote For 1				
111 TODD YOUNG.	76	100.00	76	0
STATE REP DISTRICT 71				
Vote For 1				
NO CANDIDATE POSITION	0		0	0
JUDGE CIRCUIT 4				
Vote For 1				
NO CANDIDATE POSITION	0		0	0
CORONER				
Vote For 1				
125 TERRY CONWAY	39	54.17	39	0
126 MARK A. GOODLETT.	33	45.83	33	0
COMM DIST 1				
Vote For 1				
128 RICK STEPHENSON	60	100.00	60	0
COMM DIST 2				
Vote For 1				
130 JACK A. COFFMAN SR..	61	100.00	61	0

RUN DATE:05/08/12 08:45 PM

REPORT-EL30A PAGE 0043-03

0043 JEFFERSONVILLE 36

	TOTAL VOTES	%	EAGLES	IVO'S
COUNCIL AT-LARGE				
Vote For 3				
132 RONALD BROGAN.	29	16.57	29	0
133 ADAM HUTCHINSON .	21	12.00	21	0
134 KELLY L. KHURI .	49	28.00	49	0
135 CHUCK LATHAM .	15	8.57	15	0
136 RYAN LYNCH. .	37	21.14	37	0
137 MAC MCINTOSH .	24	13.71	24	0

PC JEFFERSONVILLE 36

	TOTAL VOTES	%	EAGLES	IVO'S
Vote For 1				
155 TERESA J. BALLEW. .	63	73.26	63	0
156 TONY SINGLETON .	23	26.74	23	0

STATE DEL AT-LARGE

	TOTAL VOTES	%	EAGLES	IVO'S
Vote For 18				
168 ORRIS BENDER .	25	3.49	25	0
169 MARVIN E. BOSTOCK JR. .	35	4.89	35	0
170 RUSSELL BROOKSBANK .	26	3.63	26	0
171 CAROLE CARTER. .	30	4.19	30	0
172 E. WAYNE CARTER .	23	3.21	23	0
173 KELLEY CURRAN. .	46	6.42	46	0
174 LOIS ANN ENGBRETSON .	35	4.89	35	0
175 LEAH FARRIS .	26	3.63	26	0
176 JAMIE HUDGINS. .	19	2.65	19	0
177 GARY R. KOPP .	43	6.01	43	0
178 RYAN LYNCH. .	42	5.87	42	0
179 JASPER MAY III .	29	4.05	29	0
180 JERRY MCHUGH .	32	4.47	32	0
181 LISA NOEL-GILL .	25	3.49	25	0
182 DAVID REINHARDT .	30	4.19	30	0
183 BARBARA ANN REYNOLDS .	24	3.35	24	0
184 LYNN RHODEA .	30	4.19	30	0
185 D. ERIC SCHANSBERG .	30	4.19	30	0
186 TONY SINGLETON .	29	4.05	29	0
187 R. MONTY SNELLING .	38	5.31	38	0
188 MICHAEL R. VAUGHN .	19	2.65	19	0
189 WIN WALKER, JR. .	38	5.31	38	0
190 ABBIE L. ZASTAWNY .	19	2.65	19	0
191 EDWARD "ED Z." ZASTAWNY .	23	3.21	23	0

STATE DEL DIST 1

	TOTAL VOTES	%	EAGLES	IVO'S
Vote For 5				
192 TERESA J. BALLEW. .	61	23.11	61	0
193 RAYMOND DAVIS. .	31	11.74	31	0
194 RON GROOMS. .	48	18.18	48	0
195 JOSHUA L. GROWE .	12	4.55	12	0
196 SHELL LAW .	26	9.85	26	0
197 BRIAN LENFERT. .	35	13.26	35	0
198 MATTHEW "MATT" OWEN. .	31	11.74	31	0
199 GLENN A. PORZIG .	20	7.58	20	0

PREC REPORT-GROUP DETAIL

CLARK COUNTY, INDIANA
 PRIMARY ELECTION
 MAY 08, 2012
 DEMOCRATIC

Unofficial Results

RUN DATE:05/08/12 08:45 PM

REPORT-EL30A PAGE 0043-04

0043 JEFFERSONVILLE 36

	TOTAL VOTES	%	EAGLES	IVO'S
PRESIDENT				
Vote For 1				
105 BARACK OBAMA	44	100.00	44	0
US SENATOR				
Vote For 1				
108 JOE DONNELLY	39	100.00	39	0
GOVERNOR				
Vote For 1				
110 JOHN R. GREGG.	45	100.00	45	0
US REP IN CONG DIST 9				
Vote For 1				
112 JONATHAN GEORGE	9	18.37	9	0
113 JOHN GRIFFIN MILLER.	5	10.20	5	0
114 JOHN W. TILFORD	1	2.04	1	0
115 ROBERT WINNINGHAM	16	32.65	16	0
116 SHELLI YODER	18	36.73	18	0
STATE REP DISTRICT 71				
Vote For 1				
121 STEVEN R. STEMLER	49	100.00	49	0
JUDGE CIRCUIT 4				
Vote For 1				
124 VICKI L. CARMICHAEL.	49	100.00	49	0
CORONER				
Vote For 1				
127 JOHN HALL	49	100.00	49	0
COMM DIST 1				
Vote For 1				
129 ED MEYER	45	100.00	45	0
COMM DIST 2				
Vote For 1				
131 LES YOUNG	43	100.00	43	0

RUN DATE:05/08/12 08:45 PM

REPORT-EL30A PAGE 0043-05

0043 JEFFERSONVILLE 36

	TOTAL VOTES	%	EAGLES	IVO'S
COUNCIL AT-LARGE				
Vote For 3				
138 DAVID RAY ABBOTT.	14	10.14	14	0
139 CHARLES KING	16	11.59	16	0
140 SUSAN POPP.	42	30.43	42	0
141 BRENDA ROSS	22	15.94	22	0
142 PERRY SMITH	21	15.22	21	0
143 KEVIN L. VISSING.	23	16.67	23	0

WE, THE UNDERSIGNED, DO HEREBY CERTIFY
THAT THE ABOVE RESULTS ARE A TRUE AND
ACCURATE ACCOUNT OF ALL BALLOTS COUNTED
AND THAT ALL COUNTERS WERE ZERO (0)
WHEN THE POLLS OPENED AND THAT THE
ELECTION WAS HELD IN ACCORDANCE WITH
THE LAWS OF THE STATE.

ELECTION JUDGE

ELECTION JUDGE

ELECTION JUDGE

PREC REPORT-GROUP DETAIL

CLARK COUNTY, INDIANA
PRIMARY ELECTION
MAY 08, 2012
STATISTICS

Unofficial Results

RUN DATE:05/08/12 08:45 PM

REPORT-EL30A PAGE 0044-01

0044 JEFFERSONVILLE 37

	TOTAL VOTES	%	EAGLES	IVO'S
REGISTERED VOTERS - TOTAL	1,254			
BALLOTS CAST - TOTAL	210		210	0
BALLOTS CAST - REPUBLICAN	123	58.57	123	0
BALLOTS CAST - DEMOCRATIC	87	41.43	87	0
VOTER TURNOUT - TOTAL		16.75		



PREC REPORT-GROUP DETAIL

CLARK COUNTY, INDIANA
 PRIMARY ELECTION
 MAY 08, 2012
 REPUBLICAN

Unofficial Results

RUN DATE:05/08/12 08:45 PM

REPORT-EL30A PAGE 0044-02

0044 JEFFERSONVILLE 37

	TOTAL VOTES	%	EAGLES	IVO'S
PRESIDENT				
Vote For 1				
101 NEWT GINGRICH.	3	2.61	3	0
102 RON PAUL	12	10.43	12	0
103 MITT ROMNEY	92	80.00	92	0
104 RICK SANTORUM.	8	6.96	8	0
US SENATOR				
Vote For 1				
106 RICHARD G. LUGAR.	31	25.20	31	0
107 RICHARD E. MOURDOCK.	92	74.80	92	0
GOVERNOR				
Vote For 1				
109 MIKE PENCE.	98	100.00	98	0
US REP IN CONG DIST 9				
Vote For 1				
111 TODD YOUNG.	106	100.00	106	0
STATE REP DISTRICT 71				
Vote For 1				
NO CANDIDATE POSITION	0		0	0
JUDGE CIRCUIT 4				
Vote For 1				
NO CANDIDATE POSITION	0		0	0
CORONER				
Vote For 1				
125 TERRY CONWAY	60	60.00	60	0
126 MARK A. GOODLETT.	40	40.00	40	0
COMM DIST 1				
Vote For 1				
128 RICK STEPHENSON	82	100.00	82	0
COMM DIST 2				
Vote For 1				
130 JACK A. COFFMAN SR..	89	100.00	89	0

0044 JEFFERSONVILLE 37

	TOTAL VOTES	%	EAGLES	IVO'S
COUNCIL AT-LARGE				
Vote For 3				
132 RONALD BROGAN	39	15.18	39	0
133 ADAM HUTCHINSON	23	8.95	23	0
134 KELLY L. KHURI	67	26.07	67	0
135 CHUCK LATHAM	33	12.84	33	0
136 RYAN LYNCH.	52	20.23	52	0
137 MAC MCINTOSH	43	16.73	43	0

PC JEFFERSONVILLE 37

	TOTAL VOTES	%	EAGLES	IVO'S
Vote For 1				
157 ORRIS BENDER	19	17.92	19	0
158 LOIS ANN ENGBRETSON	74	69.81	74	0
159 MATTHEW MCHUGH	13	12.26	13	0

STATE DEL AT-LARGE

	TOTAL VOTES	%	EAGLES	IVO'S
Vote For 18				
168 ORRIS BENDER	40	4.66	40	0
169 MARVIN E. BOSTOCK JR.	63	7.33	63	0
170 RUSSELL BROOKSBANK	21	2.44	21	0
171 CAROLE CARTER.	34	3.96	34	0
172 E. WAYNE CARTER	22	2.56	22	0
173 KELLEY CURRAN.	35	4.07	35	0
174 LOIS ANN ENGBRETSON	62	7.22	62	0
175 LEAH FARRIS	34	3.96	34	0
176 JAMIE HUDGINS.	21	2.44	21	0
177 GARY R. KOPP	42	4.89	42	0
178 RYAN LYNCH.	44	5.12	44	0
179 JASPER MAY III	22	2.56	22	0
180 JERRY MCHUGH	38	4.42	38	0
181 LISA NOEL-GILL	30	3.49	30	0
182 DAVID REINHARDT	39	4.54	39	0
183 BARBARA ANN REYNOLDS	33	3.84	33	0
184 LYNN RHODEA	31	3.61	31	0
185 D. ERIC SCHANSBERG	35	4.07	35	0
186 TONY SINGLETON	42	4.89	42	0
187 R. MONTY SNELLING	48	5.59	48	0
188 MICHAEL R. VAUGHN	24	2.79	24	0
189 WIN WALKER, JR.	48	5.59	48	0
190 ABBIE L. ZASTAWNY	22	2.56	22	0
191 EDWARD "ED Z." ZASTAWNY	29	3.38	29	0

STATE DEL DIST 1

	TOTAL VOTES	%	EAGLES	IVO'S
Vote For 5				
192 TERESA J. BALLEW.	58	16.57	58	0
193 RAYMOND DAVIS.	36	10.29	36	0
194 RON GROOMS.	77	22.00	77	0
195 JOSHUA L. GROWE	22	6.29	22	0
196 SHELL LAW	27	7.71	27	0
197 BRIAN LENFERT.	71	20.29	71	0
198 MATTHEW "MATT" OWEN.	38	10.86	38	0
199 GLENN A. PORZIG	21	6.00	21	0

PREC REPORT-GROUP DETAIL

CLARK COUNTY, INDIANA
 PRIMARY ELECTION
 MAY 08, 2012
 DEMOCRATIC

Unofficial Results

RUN DATE:05/08/12 08:45 PM

REPORT-EL30A PAGE 0044-04

0044 JEFFERSONVILLE 37

	TOTAL VOTES	%	EAGLES	IVO'S
PRESIDENT				
Vote For 1				
105 BARACK OBAMA	60	100.00	60	0
US SENATOR				
Vote For 1				
108 JOE DONNELLY	60	100.00	60	0
GOVERNOR				
Vote For 1				
110 JOHN R. GREGG.	59	100.00	59	0
US REP IN CONG DIST 9				
Vote For 1				
112 JONATHAN GEORGE	8	10.67	8	0
113 JOHN GRIFFIN MILLER.	0		0	0
114 JOHN W. TILFORD	7	9.33	7	0
115 ROBERT WINNINGHAM	28	37.33	28	0
116 SHELLI YODER	32	42.67	32	0
STATE REP DISTRICT 71				
Vote For 1				
121 STEVEN R. STEMLER	67	100.00	67	0
JUDGE CIRCUIT 4				
Vote For 1				
124 VICKI L. CARMICHAEL.	73	100.00	73	0
CORONER				
Vote For 1				
127 JOHN HALL	65	100.00	65	0
COMM DIST 1				
Vote For 1				
129 ED MEYER	55	100.00	55	0
COMM DIST 2				
Vote For 1				
131 LES YOUNG	61	100.00	61	0

0044 JEFFERSONVILLE 37

	TOTAL VOTES	%	EAGLES	IWO'S
COUNCIL AT-LARGE				
Vote For 3				
138 DAVID RAY ABBOTT	18	9.14	18	0
139 CHARLES KING	21	10.66	21	0
140 SUSAN POPP	61	30.96	61	0
141 BRENDA ROSS	34	17.26	34	0
142 PERRY SMITH	35	17.77	35	0
143 KEVIN L. VISSING	28	14.21	28	0

WE, THE UNDERSIGNED, DO HEREBY CERTIFY
THAT THE ABOVE RESULTS ARE A TRUE AND
ACCURATE ACCOUNT OF ALL BALLOTS COUNTED
AND THAT ALL COUNTERS WERE ZERO (0)
WHEN THE POLLS OPENED AND THAT THE
ELECTION WAS HELD IN ACCORDANCE WITH
THE LAWS OF THE STATE.

ELECTION JUDGE

ELECTION JUDGE

ELECTION JUDGE

PREC REPORT-GROUP DETAIL

CLARK COUNTY, INDIANA
PRIMARY ELECTION
MAY 08, 2012
STATISTICS

Unofficial Results

RUN DATE:05/08/12 08:45 PM

REPORT-EL30A PAGE 0045-01

0045 JEFFERSONVILLE 38

	TOTAL VOTES	%	EAGLES	IVO'S
REGISTERED VOTERS - TOTAL	1,218			
BALLOTS CAST - TOTAL	219		219	0
BALLOTS CAST - REPUBLICAN	112	51.14	112	0
BALLOTS CAST - DEMOCRATIC	107	48.86	107	0
VOTER TURNOUT - TOTAL		17.98		

RUN DATE:05/08/12 08:45 PM

REPORT-EL30A PAGE 0045-02

0045 JEFFERSONVILLE 38

	TOTAL VOTES	%	EAGLES	IVO'S
PRESIDENT				
Vote For 1				
101 NEWT GINGRICH.	11	10.09	11	0
102 RON PAUL	11	10.09	11	0
103 MITT ROMNEY	78	71.56	78	0
104 RICK SANTORUM.	9	8.26	9	0
US SENATOR				
Vote For 1				
106 RICHARD G. LUGAR.	23	20.54	23	0
107 RICHARD E. MOURDOCK.	89	79.46	89	0
GOVERNOR				
Vote For 1				
109 MIKE PENCE.	85	100.00	85	0
US REP IN CONG DIST 9				
Vote For 1				
111 TODD YOUNG.	90	100.00	90	0
STATE REP DISTRICT 71				
Vote For 1				
NO CANDIDATE POSITION	0		0	0
JUDGE CIRCUIT 4				
Vote For 1				
NO CANDIDATE POSITION	0		0	0
CORONER				
Vote For 1				
125 TERRY CONWAY	48	57.83	48	0
126 MARK A. GOODLETT.	35	42.17	35	0
COMM DIST 1				
Vote For 1				
128 RICK STEPHENSON	71	100.00	71	0
COMM DIST 2				
Vote For 1				
130 JACK A. COFFMAN SR.	70	100.00	70	0

RUN DATE:05/08/12 08:45 PM

REPORT-EL30A PAGE 0045-03

0045 JEFFERSONVILLE 38

	TOTAL VOTES	%	EAGLES	IVO'S
COUNCIL AT-LARGE				
Vote For 3				
132 RONALD BROGAN	34	16.35	34	0
133 ADAM HUTCHINSON	17	8.17	17	0
134 KELLY L. KHURI	59	28.37	59	0
135 CHUCK LATHAM	24	11.54	24	0
136 RYAN LYNCH.	50	24.04	50	0
137 MAC MCINTOSH	24	11.54	24	0

	TOTAL VOTES	%	EAGLES	IVO'S
STATE DEL AT-LARGE				
Vote For 18				
168 ORRIS BENDER	27	3.76	27	0
169 MARVIN E. BOSTOCK JR.	37	5.15	37	0
170 RUSSELL BROOKSBANK	25	3.48	25	0
171 CAROLE CARTER.	25	3.48	25	0
172 E. WAYNE CARTER	22	3.06	22	0
173 KELLEY CURRAN.	37	5.15	37	0
174 LOIS ANN ENGBRETSON	46	6.40	46	0
175 LEAH FARRIS	32	4.45	32	0
176 JAMIE HUDGINS.	18	2.50	18	0
177 GARY R. KOPP	37	5.15	37	0
178 RYAN LYNCH.	36	5.01	36	0
179 JASPER MAY III	26	3.62	26	0
180 JERRY MCHUGH	29	4.03	29	0
181 LISA NOEL-GILL	30	4.17	30	0
182 DAVID REINHARDT	33	4.59	33	0
183 BARBARA ANN REYNOLDS	25	3.48	25	0
184 LYNN RHODEA	32	4.45	32	0
185 D. ERIC SCHANSBERG	31	4.31	31	0
186 TONY SINGLETON	27	3.76	27	0
187 R. MONTY SNELLING	43	5.98	43	0
188 MICHAEL R. VAUGHN	12	1.67	12	0
189 WIN WALKER, JR.	45	6.26	45	0
190 ABBIE L. ZASTAWNY	19	2.64	19	0
191 EDWARD "ED Z." ZASTAWNY	25	3.48	25	0

	TOTAL VOTES	%	EAGLES	IVO'S
STATE DEL DIST 1				
Vote For 5				
192 TERESA J. BALLEW.	48	16.49	48	0
193 RAYMOND DAVIS.	32	11.00	32	0
194 RON GROOMS.	62	21.31	62	0
195 JOSHUA L. GROWE	13	4.47	13	0
196 SHELL LAW	26	8.93	26	0
197 BRIAN LENFERT.	55	18.90	55	0
198 MATTHEW "MATT" OWEN.	31	10.65	31	0
199 GLENN A. PORZIG	24	8.25	24	0

PREC REPORT-GROUP DETAIL

CLARK COUNTY, INDIANA
 PRIMARY ELECTION
 MAY 08, 2012
 DEMOCRATIC

Unofficial Results

RUN DATE:05/08/12 08:45 PM

REPORT-EL30A PAGE 0045-04

0045 JEFFERSONVILLE 38

	TOTAL VOTES	%	EAGLES	IVO'S
PRESIDENT				
Vote For 1				
105 BARACK OBAMA	79	100.00	79	0
US SENATOR				
Vote For 1				
108 JOE DONNELLY	75	100.00	75	0
GOVERNOR				
Vote For 1				
110 JOHN R. GREGG.	74	100.00	74	0
US REP IN CONG DIST 9				
Vote For 1				
112 JONATHAN GEORGE	11	11.83	11	0
113 JOHN GRIFFIN MILLER.	6	6.45	6	0
114 JOHN W. TILFORD	4	4.30	4	0
115 ROBERT WINNINGHAM	26	27.96	26	0
116 SHELLI YODER	46	49.46	46	0
STATE REP DISTRICT 71				
Vote For 1				
121 STEVEN R. STEMLER	84	100.00	84	0
JUDGE CIRCUIT 4				
Vote For 1				
124 VICKI L. CARMICHAEL.	86	100.00	86	0
CORONER				
Vote For 1				
127 JOHN HALL	78	100.00	78	0
COMM DIST 1				
Vote For 1				
129 ED MEYER	71	100.00	71	0
COMM DIST 2				
Vote For 1				
131 LES YOUNG	66	100.00	66	0

RUN DATE:05/08/12 08:45 PM

REPORT-EL30A PAGE 0045-05

0045 JEFFERSONVILLE 38

	TOTAL VOTES	%	EAGLES	IVO'S
COUNCIL AT-LARGE				
Vote For 3				
138 DAVID RAY ABBOTT.	31	11.83	31	0
139 CHARLES KING	26	9.92	26	0
140 SUSAN POPP.	65	24.81	65	0
141 BRENDA ROSS	47	17.94	47	0
142 PERRY SMITH	48	18.32	48	0
143 KEVIN L. VISSING.	45	17.18	45	0

WE, THE UNDERSIGNED, DO HEREBY CERTIFY
THAT THE ABOVE RESULTS ARE A TRUE AND
ACCURATE ACCOUNT OF ALL BALLOTS COUNTED
AND THAT ALL COUNTERS WERE ZERO (0)
WHEN THE POLLS OPENED AND THAT THE
ELECTION WAS HELD IN ACCORDANCE WITH
THE LAWS OF THE STATE.

ELECTION JUDGE

ELECTION JUDGE

ELECTION JUDGE

0046 JEFFERSONVILLE 39

	TOTAL VOTES	%	EAGLES	IVO'S
REGISTERED VOTERS - TOTAL	1,061			
BALLOTS CAST - TOTAL	96		96	0
BALLOTS CAST - REPUBLICAN	60	62.50	60	0
BALLOTS CAST - DEMOCRATIC	36	37.50	36	0
VOTER TURNOUT - TOTAL		9.05		

RUN DATE:05/08/12 08:45 PM

REPORT-EL30A PAGE 0046-02

0046 JEFFERSONVILLE 39

TOTAL VOTES % EAGLES IVO'S

PRESIDENT

Vote For 1

101 NEWT GINGRICH.	4	7.27	4	0
102 RON PAUL	12	21.82	12	0
103 MITT ROMNEY	31	56.36	31	0
104 RICK SANTORUM.	8	14.55	8	0

US SENATOR

Vote For 1

106 RICHARD G. LUGAR.	23	38.33	23	0
107 RICHARD E. MOURDOCK.	37	61.67	37	0

GOVERNOR

Vote For 1

109 MIKE PENCE.	52	100.00	52	0
-------------------------	----	--------	----	---

US REP IN CONG DIST 9

Vote For 1

111 TODD YOUNG.	49	100.00	49	0
-------------------------	----	--------	----	---

STATE REP DISTRICT 71

Vote For 1

NO CANDIDATE POSITION	0		0	0
---------------------------------	---	--	---	---

JUDGE CIRCUIT 4

Vote For 1

NO CANDIDATE POSITION	0		0	0
---------------------------------	---	--	---	---

CORONER

Vote For 1

125 TERRY CONWAY	22	46.81	22	0
126 MARK A. GOODLETT.	25	53.19	25	0

COMM DIST 1

Vote For 1

128 RICK STEPHENSON	43	100.00	43	0
-------------------------------	----	--------	----	---

COMM DIST 2

Vote For 1

130 JACK A. COFFMAN SR..	41	100.00	41	0
----------------------------------	----	--------	----	---

0046 JEFFERSONVILLE 39

TOTAL VOTES % EAGLES IVO'S

COUNCIL AT-LARGE

Vote For 3

132 RONALD BROGAN	14	11.67	14	0
133 ADAM HUTCHINSON	14	11.67	14	0
134 KELLY L. KHURI	24	20.00	24	0
135 CHUCK LATHAM	23	19.17	23	0
136 RYAN LYNCH	23	19.17	23	0
137 MAC MCINTOSH	22	18.33	22	0

STATE DEL AT-LARGE

Vote For 18

168 ORRIS BENDER	7	2.27	7	0
169 MARVIN E. BOSTOCK JR.	19	6.15	19	0
170 RUSSELL BROOKSBANK	5	1.62	5	0
171 CAROLE CARTER	13	4.21	13	0
172 E. WAYNE CARTER	14	4.53	14	0
173 KELLEY CURRAN	12	3.88	12	0
174 LOIS ANN ENGBRETSON	16	5.18	16	0
175 LEAH FARRIS	12	3.88	12	0
176 JAMIE HUDGINS	9	2.91	9	0
177 GARY R. KOPP	12	3.88	12	0
178 RYAN LYNCH	21	6.80	21	0
179 JASPER MAY III	8	2.59	8	0
180 JERRY MCHUGH	10	3.24	10	0
181 LISA NOEL-GILL	14	4.53	14	0
182 DAVID REINHARDT	18	5.83	18	0
183 BARBARA ANN REYNOLDS	11	3.56	11	0
184 LYNN RHODEA	9	2.91	9	0
185 D. ERIC SCHANSBERG	8	2.59	8	0
186 TONY SINGLETON	14	4.53	14	0
187 R. MONTY SNELLING	17	5.50	17	0
188 MICHAEL R. VAUGHN	9	2.91	9	0
189 WIN WALKER, JR.	20	6.47	20	0
190 ABBIE L. ZASTAWNY	16	5.18	16	0
191 EDWARD "ED Z." ZASTAWNY	15	4.85	15	0

STATE DEL DIST 1

Vote For 5

192 TERESA J. BALLEW	25	18.66	25	0
193 RAYMOND DAVIS	12	8.96	12	0
194 RON GROOMS	32	23.88	32	0
195 JOSHUA L. GROWE	8	5.97	8	0
196 SHELL LAW	7	5.22	7	0
197 BRIAN LENFERT	24	17.91	24	0
198 MATTHEW "MATT" OWEN	19	14.18	19	0
199 GLENN A. PORZIG	7	5.22	7	0

RUN DATE:05/08/12 08:45 PM

REPORT-EL30A PAGE 0046-04

0046 JEFFERSONVILLE 39

	TOTAL VOTES	%	EAGLES	IVO'S
PRESIDENT				
Vote For 1				
105 BARACK OBAMA	28	100.00	28	0
US SENATOR				
Vote For 1				
108 JOE DONNELLY	29	100.00	29	0
GOVERNOR				
Vote For 1				
110 JOHN R. GREGG.	30	100.00	30	0
US REP IN CONG DIST 9				
Vote For 1				
112 JONATHAN GEORGE	2	6.45	2	0
113 JOHN GRIFFIN MILLER.	3	9.68	3	0
114 JOHN W. TILFORD	2	6.45	2	0
115 ROBERT WINNINGHAM	10	32.26	10	0
116 SHELLI YODER	14	45.16	14	0
STATE REP DISTRICT 71				
Vote For 1				
121 STEVEN R. STEMLER	30	100.00	30	0
JUDGE CIRCUIT 4				
Vote For 1				
124 VICKI L. CARMICHAEL.	33	100.00	33	0
CORONER				
Vote For 1				
127 JOHN HALL	32	100.00	32	0
COMM DIST 1				
Vote For 1				
129 ED MEYER	29	100.00	29	0
COMM DIST 2				
Vote For 1				
131 LES YOUNG	27	100.00	27	0

0046 JEFFERSONVILLE 39

	TOTAL VOTES	%	EAGLES	IVO'S
--	-------------	---	--------	-------

COUNCIL AT-LARGE

Vote For 3

138 DAVID RAY ABBOTT.	9	11.39	9	0
139 CHARLES KING	8	10.13	8	0
140 SUSAN POPP.	19	24.05	19	0
141 BRENDA ROSS	15	18.99	15	0
142 PERRY SMITH	17	21.52	17	0
143 KEVIN L. VISSING.	11	13.92	11	0

WE, THE UNDERSIGNED, DO HEREBY CERTIFY
THAT THE ABOVE RESULTS ARE A TRUE AND
ACCURATE ACCOUNT OF ALL BALLOTS COUNTED
AND THAT ALL COUNTERS WERE ZERO (0)
WHEN THE POLLS OPENED AND THAT THE
ELECTION WAS HELD IN ACCORDANCE WITH
THE LAWS OF THE STATE.

ELECTION JUDGE

ELECTION JUDGE

ELECTION JUDGE

0047 JEFFERSONVILLE 40

	TOTAL VOTES	%	EAGLES	IVO'S
REGISTERED VOTERS - TOTAL	1,367			
BALLOTS CAST - TOTAL	211		211	0
BALLOTS CAST - REPUBLICAN	110	52.13	110	0
BALLOTS CAST - DEMOCRATIC	101	47.87	101	0
VOTER TURNOUT - TOTAL		15.44		

RUN DATE:05/08/12 08:45 PM

REPORT-EL30A PAGE 0047-02

0047 JEFFERSONVILLE 40

	TOTAL VOTES	%	EAGLES	IVO'S
PRESIDENT				
Vote For 1				
101 NEWT GINGRICH.	4	3.81	4	0
102 RON PAUL	13	12.38	13	0
103 MITT ROMNEY	74	70.48	74	0
104 RICK SANTORUM.	14	13.33	14	0
US SENATOR				
Vote For 1				
106 RICHARD G. LUGAR.	38	34.86	38	0
107 RICHARD E. MOURDOCK.	71	65.14	71	0
GOVERNOR				
Vote For 1				
109 MIKE PENCE.	89	100.00	89	0
US REP IN CONG DIST 9				
Vote For 1				
111 TODD YOUNG.	95	100.00	95	0
STATE REP DISTRICT 71				
Vote For 1				
NO CANDIDATE POSITION	0		0	0
JUDGE CIRCUIT 4				
Vote For 1				
NO CANDIDATE POSITION	0		0	0
CORONER				
Vote For 1				
125 TERRY CONWAY	52	61.18	52	0
126 MARK A. GOODLETT.	33	38.82	33	0
COMM DIST 1				
Vote For 1				
128 RICK STEPHENSON	72	100.00	72	0
COMM DIST 2				
Vote For 1				
130 JACK A. COFFMAN SR..	70	100.00	70	0

0047 JEFFERSONVILLE 40

	TOTAL VOTES	%	EAGLES	IVO'S
COUNCIL AT-LARGE				
Vote For 3				
132 RONALD BROGAN	36	16.51	36	0
133 ADAM HUTCHINSON	30	13.76	30	0
134 KELLY L. KHURI	40	18.35	40	0
135 CHUCK LATHAM	31	14.22	31	0
136 RYAN LYNCH	47	21.56	47	0
137 MAC MCINTOSH	34	15.60	34	0

PC JEFFERSONVILLE 40

Vote For 1				
160 JAMIE HUDGINS	44	63.77	44	0
161 JERRY MCHUGH	25	36.23	25	0

STATE DEL AT-LARGE

Vote For 18				
168 ORRIS BENDER	14	2.27	14	0
169 MARVIN E. BOSTOCK JR.	43	6.97	43	0
170 RUSSELL BROOKSBANK	14	2.27	14	0
171 CAROLE CARTER	27	4.38	27	0
172 E. WAYNE CARTER	27	4.38	27	0
173 KELLEY CURRAN	22	3.57	22	0
174 LOIS ANN ENGBRETSON	30	4.86	30	0
175 LEAH FARRIS	31	5.02	31	0
176 JAMIE HUDGINS	26	4.21	26	0
177 GARY R. KOPP	37	6.00	37	0
178 RYAN LYNCH	36	5.83	36	0
179 JASPER MAY III	16	2.59	16	0
180 JERRY MCHUGH	23	3.73	23	0
181 LISA NOEL-GILL	23	3.73	23	0
182 DAVID REINHARDT	27	4.38	27	0
183 BARBARA ANN REYNOLDS	23	3.73	23	0
184 LYNN RHODEA	20	3.24	20	0
185 D. ERIC SCHANSBERG	17	2.76	17	0
186 TONY SINGLETON	30	4.86	30	0
187 R. MONTY SNELLING	33	5.35	33	0
188 MICHAEL R. VAUGHN	20	3.24	20	0
189 WIN WALKER, JR.	31	5.02	31	0
190 ABBIE L. ZASTAWNY	23	3.73	23	0
191 EDWARD "ED Z." ZASTAWNY	24	3.89	24	0

STATE DEL DIST 1

Vote For 5				
192 TERESA J. BALLEW	32	12.60	32	0
193 RAYMOND DAVIS	18	7.09	18	0
194 RON GROOMS	62	24.41	62	0
195 JOSHUA L. GROWE	15	5.91	15	0
196 SHELL LAW	28	11.02	28	0
197 BRIAN LENFERT	53	20.87	53	0
198 MATTHEW "MATT" OWEN	31	12.20	31	0
199 GLENN A. PORZIG	15	5.91	15	0

0047 JEFFERSONVILLE 40

	TOTAL VOTES	%	EAGLES	IVO'S
PRESIDENT				
Vote For 1				
105 BARACK OBAMA	73	100.00	73	0
US SENATOR				
Vote For 1				
108 JOE DONNELLY	72	100.00	72	0
GOVERNOR				
Vote For 1				
110 JOHN R. GREGG.	76	100.00	76	0
US REP IN CONG DIST 9				
Vote For 1				
112 JONATHAN GEORGE	11	12.64	11	0
113 JOHN GRIFFIN MILLER.	9	10.34	9	0
114 JOHN W. TILFORD	4	4.60	4	0
115 ROBERT WINNINGHAM	22	25.29	22	0
116 SHELLI YODER	41	47.13	41	0
STATE REP DISTRICT 71				
Vote For 1				
121 STEVEN R. STEMLER	78	100.00	78	0
JUDGE CIRCUIT 4				
Vote For 1				
124 VICKI L. CARMICHAEL.	77	100.00	77	0
CORONER				
Vote For 1				
127 JOHN HALL	78	100.00	78	0
COMM DIST 1				
Vote For 1				
129 ED MEYER	74	100.00	74	0
COMM DIST 2				
Vote For 1				
131 LES YOUNG	69	100.00	69	0



RUN DATE:05/08/12 08:45 PM

REPORT-EL30A PAGE 0047-05

0047 JEFFERSONVILLE 40

	TOTAL VOTES	%	EAGLES	IVO'S
COUNCIL AT-LARGE				
Vote For 3				
138 DAVID RAY ABBOTT.	29	11.84	29	0
139 CHARLES KING	31	12.65	31	0
140 SUSAN POPP.	65	26.53	65	0
141 BRENDA ROSS	33	13.47	33	0
142 PERRY SMITH	51	20.82	51	0
143 KEVIN L. VISSING.	36	14.69	36	0

WE, THE UNDERSIGNED, DO HEREBY CERTIFY
THAT THE ABOVE RESULTS ARE A TRUE AND
ACCURATE ACCOUNT OF ALL BALLOTS COUNTED
AND THAT ALL COUNTERS WERE ZERO (0)
WHEN THE POLLS OPENED AND THAT THE
ELECTION WAS HELD IN ACCORDANCE WITH
THE LAWS OF THE STATE.

ELECTION JUDGE

ELECTION JUDGE

ELECTION JUDGE

0048 JEFFERSONVILLE 41

	TOTAL VOTES	%	EAGLES	IVO'S
REGISTERED VOTERS - TOTAL	897			
BALLOTS CAST - TOTAL	146		146	0
BALLOTS CAST - REPUBLICAN	82	56.16	82	0
BALLOTS CAST - DEMOCRATIC	64	43.84	64	0
VOTER TURNOUT - TOTAL		16.28		

RUN DATE:05/08/12 08:45 PM

REPORT-EL30A PAGE 0048-02

0048 JEFFERSONVILLE 41

	TOTAL VOTES	%	EAGLES	IVO'S
PRESIDENT				
Vote For 1				
101 NEWT GINGRICH.	5	6.33	5	0
102 RON PAUL	5	6.33	5	0
103 MITT ROMNEY	63	79.75	63	0
104 RICK SANTORUM.	6	7.59	6	0
US SENATOR				
Vote For 1				
106 RICHARD G. LUGAR.	22	27.16	22	0
107 RICHARD E. MOURDOCK.	59	72.84	59	0
GOVERNOR				
Vote For 1				
109 MIKE PENCE.	72	100.00	72	0
US REP IN CONG DIST 9				
Vote For 1				
111 TODD YOUNG.	78	100.00	78	0
STATE REP DISTRICT 71				
Vote For 1				
NO CANDIDATE POSITION	0		0	0
JUDGE CIRCUIT 4				
Vote For 1				
NO CANDIDATE POSITION	0		0	0
CORONER				
Vote For 1				
125 TERRY CONWAY	42	60.00	42	0
126 MARK A. GOODLETT.	28	40.00	28	0
COMM DIST 1				
Vote For 1				
128 RICK STEPHENSON	66	100.00	66	0
COMM DIST 2				
Vote For 1				
130 JACK A. COFFMAN SR..	67	100.00	67	0

0048 JEFFERSONVILLE 41

TOTAL VOTES % EAGLES IVO'S

COUNCIL AT-LARGE

Vote For 3

132 RONALD BROGAN	31	17.92	31	0
133 ADAM HUTCHINSON	16	9.25	16	0
134 KELLY L. KHURI	36	20.81	36	0
135 CHUCK LATHAM	23	13.29	23	0
136 RYAN LYNCH.	41	23.70	41	0
137 MAC MCINTOSH	26	15.03	26	0

STATE DEL AT-LARGE

Vote For 18

168 ORRIS BENDER	19	3.14	19	0
169 MARVIN E. BOSTOCK JR.	36	5.94	36	0
170 RUSSELL BROOKSBANK	17	2.81	17	0
171 CAROLE CARTER.	28	4.62	28	0
172 E. WAYNE CARTER	24	3.96	24	0
173 KELLEY CURRAN.	25	4.13	25	0
174 LOIS ANN ENGBRETSON	29	4.79	29	0
175 LEAH FARRIS	30	4.95	30	0
176 JAMIE HUDGINS.	22	3.63	22	0
177 GARY R. KOPP	30	4.95	30	0
178 RYAN LYNCH.	37	6.11	37	0
179 JASPER MAY III	9	1.49	9	0
180 JERRY MCHUGH	16	2.64	16	0
181 LISA NOEL-GILL	27	4.46	27	0
182 DAVID REINHARDT	27	4.46	27	0
183 BARBARA ANN REYNOLDS	23	3.80	23	0
184 LYNN RHODEA	19	3.14	19	0
185 D. ERIC SCHANSBERG	18	2.97	18	0
186 TONY SINGLETON	34	5.61	34	0
187 R. MONTY SNELLING	41	6.77	41	0
188 MICHAEL R. VAUGHN	19	3.14	19	0
189 WIN WALKER, JR.	32	5.28	32	0
190 ABBIE L. ZASTAWNY	23	3.80	23	0
191 EDWARD "ED Z." ZASTAWNY	21	3.47	21	0

STATE DEL DIST 1

Vote For 5

192 TERESA J. BALLEW.	33	14.04	33	0
193 RAYMOND DAVIS.	23	9.79	23	0
194 RON GROOMS.	52	22.13	52	0
195 JOSHUA L. GROWE	19	8.09	19	0
196 SHELL LAW	26	11.06	26	0
197 BRIAN LENFERT.	35	14.89	35	0
198 MATTHEW "MATT" OWEN.	36	15.32	36	0
199 GLENN A. PORZIG	11	4.68	11	0

0048 JEFFERSONVILLE 41

	TOTAL VOTES	%	EAGLES	IVO'S
PRESIDENT				
Vote For 1				
105 BARACK OBAMA	50	100.00	50	0
US SENATOR				
Vote For 1				
108 JOE DONNELLY	46	100.00	46	0
GOVERNOR				
Vote For 1				
110 JOHN R. GREGG.	48	100.00	48	0
US REP IN CONG DIST 9				
Vote For 1				
112 JONATHAN GEORGE	6	10.71	6	0
113 JOHN GRIFFIN MILLER.	6	10.71	6	0
114 JOHN W. TILFORD	3	5.36	3	0
115 ROBERT WINNINGHAM	10	17.86	10	0
116 SHELLI YODER	31	55.36	31	0
STATE REP DISTRICT 71				
Vote For 1				
121 STEVEN R. STEMLER	55	100.00	55	0
JUDGE CIRCUIT 4				
Vote For 1				
124 VICKI L. CARNICHAEL.	55	100.00	55	0
CORONER				
Vote For 1				
127 JOHN HALL	50	100.00	50	0
COMM DIST 1				
Vote For 1				
129 ED MEYER	42	100.00	42	0
COMM DIST 2				
Vote For 1				
131 LES YOUNG	42	100.00	42	0

RUN DATE:05/08/12 08:45 PM

REPORT-EL30A PAGE 0048-05

0048 JEFFERSONVILLE 41

TOTAL VOTES % EAGLES IVO'S

COUNCIL AT-LARGE

Vote For 3

138 DAVID RAY ABBOTT.	13	8.67	13	0
139 CHARLES KING	19	12.67	19	0
140 SUSAN POPP.	44	29.33	44	0
141 BRENDA ROSS	23	15.33	23	0
142 PERRY SMITH	29	19.33	29	0
143 KEVIN L. VISSING.	22	14.67	22	0

WE, THE UNDERSIGNED, DO HEREBY CERTIFY
THAT THE ABOVE RESULTS ARE A TRUE AND
ACCURATE ACCOUNT OF ALL BALLOTS COUNTED
AND THAT ALL COUNTERS WERE ZERO (0)
WHEN THE POLLS OPENED AND THAT THE
ELECTION WAS HELD IN ACCORDANCE WITH
THE LAWS OF THE STATE.

ELECTION JUDGE

ELECTION JUDGE

ELECTION JUDGE

PREC REPORT-GROUP DETAIL

CLARK COUNTY, INDIANA
PRIMARY ELECTION
MAY 08, 2012
STATISTICS

Unofficial Results

RUN DATE:05/08/12 08:45 PM

REPORT-EL30A PAGE 0049-01

0049 JEFFERSONVILLE 42

	TOTAL VOTES	%	EAGLES	IVO'S
REGISTERED VOTERS - TOTAL	1,754			
BALLOTS CAST - TOTAL	145 143		143	0
BALLOTS CAST - REPUBLICAN	71	49.65	71	0
BALLOTS CAST - DEMOCRATIC	74 72	50.35	72	0
VOTER TURNOUT - TOTAL		8.15		

RUN DATE:05/08/12 08:45 PM

REPORT-EL30A PAGE 0049-02

0049 JEFFERSONVILLE 42

	TOTAL VOTES	%	EAGLES	IVO'S
PRESIDENT				
Vote For 1				
101 NEWT GINGRICH.	8	11.76	8	0
102 RON PAUL	14	20.59	14	0
103 MITT ROMNEY	37	54.41	37	0
104 RICK SANTORUM.	9	13.24	9	0
US SENATOR				
Vote For 1				
106 RICHARD G. LUGAR.	25	36.23	25	0
107 RICHARD E. MOURDOCK.	44	63.77	44	0
GOVERNOR				
Vote For 1				
109 MIKE PENCE.	55	100.00	55	0
US REP IN CONG DIST 9				
Vote For 1				
111 TODD YOUNG.	55	100.00	55	0
STATE REP DISTRICT 71				
Vote For 1				
NO CANDIDATE POSITION	0		0	0
JUDGE CIRCUIT 4				
Vote For 1				
NO CANDIDATE POSITION	0		0	0
CORONER				
Vote For 1				
125 TERRY CONWAY	32	55.17	32	0
126 MARK A. GOODLETT.	26	44.83	26	0
COMM DIST 1				
Vote For 1				
128 RICK STEPHENSON	45	100.00	45	0
COMM DIST 2				
Vote For 1				
130 JACK A. COFFMAN SR..	46	100.00	46	0

0049 JEFFERSONVILLE 42

TOTAL VOTES % EAGLES IVO'S

COUNCIL AT-LARGE

Vote For 3

132 RONALD BROGAN.	28	20.29	28	0
133 ADAM HUTCHINSON	18	13.04	18	0
134 KELLY L. KHURI	26	18.84	26	0
135 CHUCK LATHAM	20	14.49	20	0
136 RYAN LYNCH.	27	19.57	27	0
137 MAC MCINTOSH	19	13.77	19	0

STATE DEL AT-LARGE

Vote For 18

168 ORRIS BENDER	19	4.17	19	0
169 MARVIN E. BOSTOCK JR.	25	5.48	25	0
170 RUSSELL BROOKSBANK	18	3.95	18	0
171 CAROLE CARTER.	22	4.82	22	0
172 E. WAYNE CARTER	20	4.39	20	0
173 KELLEY CURRAN.	22	4.82	22	0
174 LOIS ANN ENGBRETSON	13	2.85	13	0
175 LEAH FARRIS	17	3.73	17	0
176 JAMIE HUDGINS.	15	3.29	15	0
177 GARY R. KOPP	32	7.02	32	0
178 RYAN LYNCH.	20	4.39	20	0
179 JASPER MAY III	15	3.29	15	0
180 JERRY MCHUGH	15	3.29	15	0
181 LISA NOEL-GILL	18	3.95	18	0
182 DAVID REINHARDT	16	3.51	16	0
183 BARBARA ANN REYNOLDS	19	4.17	19	0
184 LYNN RHODEA	18	3.95	18	0
185 D. ERIC SCHANSBERG	18	3.95	18	0
186 TONY SINGLETON	16	3.51	16	0
187 R. MONTY SNELLING	25	5.48	25	0
188 MICHAEL R. VAUGHN	21	4.61	21	0
189 WIN WALKER, JR.	18	3.95	18	0
190 ABBIE L. ZASTAWNY	17	3.73	17	0
191 EDWARD "ED Z." ZASTAWNY	17	3.73	17	0

STATE DEL DIST 1

Vote For 5

192 TERESA J. BALLEW.	29	15.93	29	0
193 RAYMOND DAVIS.	22	12.09	22	0
194 RON GROOMS.	40	21.98	40	0
195 JOSHUA L. GROWE	14	7.69	14	0
196 SHELL LAW	17	9.34	17	0
197 BRIAN LENFERT.	20	10.99	20	0
198 MATTHEW "MATT" OWEN.	24	13.19	24	0
199 GLENN A. PORZIG	16	8.79	16	0

PREC REPORT-GROUP DETAIL

CLARK COUNTY, INDIANA
PRIMARY ELECTION
MAY 08, 2012
DEMOCRATIC

Unofficial Results

RUN DATE:05/08/12 08:45 PM

REPORT-EL30A PAGE 0049-04

0049 JEFFERSONVILLE 42

	TOTAL VOTES	%	EAGLES	IVO'S
PRESIDENT				
Vote For 1				
105 BARACK OBAMA	+2 53	100.00	51	0
US SENATOR				
Vote For 1				
108 JOE DONNELLY	48	100.00	48	0
GOVERNOR				
Vote For 1				
110 JOHN R. GREGG.	+1 50	100.00	49	0
US REP IN CONG DIST 9				
Vote For 1				
112 JONATHAN GEORGE	7	10.94	7	0
113 JOHN GRIFFIN MILLER.	4	6.25	4	0
114 JOHN W. TILFORD	4	6.25	4	0
115 ROBERT WINNINGHAM	+1 13	18.75	12	0
116 SHELLI YODER	+1 38	57.81	37	0
STATE REP DISTRICT 71				
Vote For 1				
121 STEVEN R. STEMLER	+2 56	100.00	54	0
JUDGE CIRCUIT 4				
Vote For 1				
124 VICKI L. CARMICHAEL.	+2 62	100.00	60	0
CORONER				
Vote For 1				
127 JOHN HALL	+1 59	100.00	58	0
COMM DIST 1				
Vote For 1				
129 ED MEYER	+1 52	100.00	51	0
COMM DIST 2				
Vote For 1				
131 LES YOUNG	56	100.00	56	0

0049 JEFFERSONVILLE 42

	TOTAL VOTES	%	EAGLES	IVO'S
COUNCIL AT-LARGE				
Vote For 3				
138 DAVID RAY ABBOTT.	18	10.98	18	0
139 CHARLES KING	13	7.93	13	0
140 SUSAN POPP.	39	23.17	38	0
141 BRENDA ROSS	35	20.73	34	0
142 PERRY SMITH	29	17.07	28	0
143 KEVIN L. VISSING.	34	20.12	33	0

WE, THE UNDERSIGNED, DO HEREBY CERTIFY
THAT THE ABOVE RESULTS ARE A TRUE AND
ACCURATE ACCOUNT OF ALL BALLOTS COUNTED
AND THAT ALL COUNTERS WERE ZERO (0)
WHEN THE POLLS OPENED AND THAT THE
ELECTION WAS HELD IN ACCORDANCE WITH
THE LAWS OF THE STATE.

ELECTION JUDGE

ELECTION JUDGE

ELECTION JUDGE

0050 MONROE 1

	TOTAL VOTES	%	EAGLES	IVO'S
REGISTERED VOTERS - TOTAL	1,185			
BALLOTS CAST - TOTAL	210		210	0
BALLOTS CAST - REPUBLICAN	110	52.38	110	0
BALLOTS CAST - DEMOCRATIC	100	47.62	100	0
VOTER TURNOUT - TOTAL		17.72		

RUN DATE:05/08/12 08:45 PM

REPORT-EL30A PAGE 0050-02

0050 MONROE 1

TOTAL VOTES % EAGLES IVO'S

PRESIDENT

Vote For 1

101 NEWT GINGRICH.	5	4.81	5	0
102 RON PAUL	22	21.15	22	0
103 MITT ROMNEY	61	58.65	61	0
104 RICK SANTORUM.	16	15.38	16	0

US SENATOR

Vote For 1

106 RICHARD G. LUGAR.	18	16.51	18	0
107 RICHARD E. MOURDOCK.	91	83.49	91	0

GOVERNOR

Vote For 1

109 MIKE PENCE.	84	100.00	84	0
-------------------------	----	--------	----	---

US REP IN CONG DIST 9

Vote For 1

111 TODD YOUNG.	95	100.00	95	0
-------------------------	----	--------	----	---

STATE REP DISTRICT 66

Vote For 1

NO CANDIDATE POSITION	0		0	0
---------------------------------	---	--	---	---

JUDGE CIRCUIT 4

Vote For 1

NO CANDIDATE POSITION	0		0	0
---------------------------------	---	--	---	---

CORONER

Vote For 1

125 TERRY CONWAY	45	50.00	45	0
126 MARK A. GOODLETT.	45	50.00	45	0

COMM DIST 1

Vote For 1

128 RICK STEPHENSON	71	100.00	71	0
-------------------------------	----	--------	----	---

COMM DIST 2

Vote For 1

130 JACK A. COFFMAN SR..	69	100.00	69	0
----------------------------------	----	--------	----	---

0050 MONROE 1

	TOTAL VOTES	%	EAGLES	IVO'S
COUNCIL AT-LARGE				
Vote For 3				
132 RONALD BROGAN	26	13.20	26	0
133 ADAM HUTCHINSON	35	17.77	35	0
134 KELLY L. KHURI	40	20.30	40	0
135 CHUCK LATHAM	29	14.72	29	0
136 RYAN LYNCH	37	18.78	37	0
137 MAC MCINTOSH	30	15.23	30	0

STATE DEL AT-LARGE

	TOTAL VOTES	%	EAGLES	IVO'S
Vote For 18				
168 ORRIS BENDER	22	3.16	22	0
169 MARVIN E. BOSTOCK JR.	38	5.46	38	0
170 RUSSELL BROOKSBANK	26	3.74	26	0
171 CAROLE CARTER.	29	4.17	29	0
172 E. WAYNE CARTER	33	4.74	33	0
173 KELLEY CURRAN.	26	3.74	26	0
174 LOIS ANN ENGBRETSON	28	4.02	28	0
175 LEAH FARRIS	34	4.89	34	0
176 JAMIE HUDGINS.	27	3.88	27	0
177 GARY R. KOPP	42	6.03	42	0
178 RYAN LYNCH.	32	4.60	32	0
179 JASPER MAY III	30	4.31	30	0
180 JERRY MCHUGH	26	3.74	26	0
181 LISA NOEL-GILL	27	3.88	27	0
182 DAVID REINHARDT	38	5.46	38	0
183 BARBARA ANN REYNOLDS	29	4.17	29	0
184 LYNN RHODEA	23	3.30	23	0
185 D. ERIC SCHANSBERG	20	2.87	20	0
186 TONY SINGLETON	29	4.17	29	0
187 R. MONTY SNELLING	50	7.18	50	0
188 MICHAEL R. VAUGHN	21	3.02	21	0
189 WIN WALKER, JR.	27	3.88	27	0
190 ABBIE L. ZASTAWNY	20	2.87	20	0
191 EDWARD "ED Z." ZASTAWNY	19	2.73	19	0

STATE DEL DIST 2

	TOTAL VOTES	%	EAGLES	IVO'S
Vote For 5				
200 ALLEN (JAMES) BOTTORFF.	72	26.97	72	0
201 R. THOMAS LOWE	48	17.98	48	0
202 DONALD M. STAHL	46	17.23	46	0
203 JIM ULASZEK	23	8.61	23	0
204 MARTINA WEBSTER	41	15.36	41	0
205 KEVIN G. WELZ.	37	13.86	37	0

PREC REPORT-GROUP DETAIL

CLARK COUNTY, INDIANA
PRIMARY ELECTION
MAY 08, 2012
DEMOCRATIC

Unofficial Results

RUN DATE:05/08/12 08:45 PM

REPORT-EL30A PAGE 0050-04

0050 MONROE 1

	TOTAL VOTES	%	EAGLES	IVO'S
PRESIDENT				
Vote For 1				
105 BARACK OBAMA	66	100.00	66	0
US SENATOR				
Vote For 1				
108 JOE DONNELLY	72	100.00	72	0
GOVERNOR				
Vote For 1				
110 JOHN R. GREGG.	72	100.00	72	0
US REP IN CONG DIST 9				
Vote For 1				
112 JONATHAN GEORGE	12	13.64	12	0
113 JOHN GRIFFIN MILLER.	6	6.82	6	0
114 JOHN W. TILFORD	7	7.95	7	0
115 ROBERT WINNINGHAM	15	17.05	15	0
116 SHELLI YODER	48	54.55	48	0
STATE REP DISTRICT 66				
Vote For 1				
117 TERRY GOODIN	81	100.00	81	0
JUDGE CIRCUIT 4				
Vote For 1				
124 VICKI L. CARMICHAEL.	81	100.00	81	0
CORONER				
Vote For 1				
127 JOHN HALL	71	100.00	71	0
COMM DIST 1				
Vote For 1				
129 ED MEYER	70	100.00	70	0
COMM DIST 2				
Vote For 1				
131 LES YOUNG	61	100.00	61	0

RUN DATE:05/08/12 08:45 PM

REPORT-EL30A PAGE 0050-05

0050 MONROE 1

	TOTAL VOTES	%	EAGLES	IVO'S
--	-------------	---	--------	-------

COUNCIL AT-LARGE

Vote For 3

138 DAVID RAY ABBOTT.	55	23.71	55	0
139 CHARLES KING	18	7.76	18	0
140 SUSAN POPP.	52	22.41	52	0
141 BRENDA ROSS	37	15.95	37	0
142 PERRY SMITH	31	13.36	31	0
143 KEVIN L. VISSING.	39	16.81	39	0

WE, THE UNDERSIGNED, DO HEREBY CERTIFY
THAT THE ABOVE RESULTS ARE A TRUE AND
ACCURATE ACCOUNT OF ALL BALLOTS COUNTED
AND THAT ALL COUNTERS WERE ZERO (0)
WHEN THE POLLS OPENED AND THAT THE
ELECTION WAS HELD IN ACCORDANCE WITH
THE LAWS OF THE STATE.

ELECTION JUDGE

ELECTION JUDGE

ELECTION JUDGE

PREC REPORT-GROUP DETAIL

CLARK COUNTY, INDIANA
PRIMARY ELECTION
MAY 08, 2012
STATISTICS

Unofficial Results

RUN DATE:05/08/12 08:45 PM

REPORT-EL30A PAGE 0051-01

0051 MONROE 2

	TOTAL VOTES	%	EAGLES	IVO'S
REGISTERED VOTERS - TOTAL	1,565			
BALLOTS CAST - TOTAL	220		220	0
BALLOTS CAST - REPUBLICAN	141	64.09	141	0
BALLOTS CAST - DEMOCRATIC	79	35.91	79	0
VOTER TURNOUT - TOTAL		14.06		

0051 MONROE 2

	TOTAL VOTES	%	EAGLES	IVO'S
PRESIDENT				
Vote For 1				
101 NEWT GINGRICH.	11	8.27	11	0
102 RON PAUL	16	12.03	16	0
103 MITT ROMNEY	88	66.17	88	0
104 RICK SANTORUM.	18	13.53	18	0
US SENATOR				
Vote For 1				
106 RICHARD G. LUGAR.	34	24.82	34	0
107 RICHARD E. MOURDOCK.	103	75.18	103	0
GOVERNOR				
Vote For 1				
109 MIKE PENCE.	114	100.00	114	0
US REP IN CONG DIST 9				
Vote For 1				
111 TODD YOUNG.	117	100.00	117	0
STATE REP DISTRICT 73				
Vote For 1				
122 STEVE DAVISSON	104	100.00	104	0
JUDGE CIRCUIT 4				
Vote For 1				
NO CANDIDATE POSITION	0		0	0
CORONER				
Vote For 1				
125 TERRY CONWAY	50	49.02	50	0
126 MARK A. GOODLETT.	52	50.98	52	0
COMM DIST 1				
Vote For 1				
128 RICK STEPHENSON	99	100.00	99	0
COMM DIST 2				
Vote For 1				
130 JACK A. COFFMAN SR..	98	100.00	98	0

0051 MONROE 2

TOTAL VOTES % EAGLES IVO'S

COUNCIL AT-LARGE

Vote For 3

132 RONALD BROGAN	32	13.79	32	0
133 ADAM HUTCHINSON	39	16.81	39	0
134 KELLY L. KHURI	38	16.38	38	0
135 CHUCK LATHAM	38	16.38	38	0
136 RYAN LYNCH.	46	19.83	46	0
137 MAC MCINTOSH	39	16.81	39	0

STATE DEL AT-LARGE

Vote For 18

168 ORRIS BENDER	24	2.71	24	0
169 MARVIN E. BOSTOCK JR.	40	4.52	40	0
170 RUSSELL BROOKSBANK	27	3.05	27	0
171 CAROLE CARTER.	34	3.85	34	0
172 E. WAYNE CARTER	36	4.07	36	0
173 KELLEY CURRAN.	34	3.85	34	0
174 LOIS ANN ENGBRETSON	34	3.85	34	0
175 LEAH FARRIS	44	4.98	44	0
176 JAMIE HUDGINS.	28	3.17	28	0
177 GARY R. KOPP	51	5.77	51	0
178 RYAN LYNCH.	52	5.88	52	0
179 JASPER MAY III	32	3.62	32	0
180 JERRY MCHUGH	27	3.05	27	0
181 LISA NOEL-GILL	40	4.52	40	0
182 DAVID REINHARDT	46	5.20	46	0
183 BARBARA ANN REYNOLDS	44	4.98	44	0
184 LYNN RHODEA	27	3.05	27	0
185 D. ERIC SCHANSBERG	22	2.49	22	0
186 TONY SINGLETON	41	4.64	41	0
187 R. MONTY SNELLING	63	7.13	63	0
188 MICHAEL R. VAUGHN	33	3.73	33	0
189 WIN WALKER, JR.	39	4.41	39	0
190 ABBIE L. ZASTAWNY	32	3.62	32	0
191 EDWARD "ED Z." ZASTAWNY	34	3.85	34	0

STATE DEL DIST 2

Vote For 5

200 ALLEN (JAMES) BOTTORFF.	87	29.69	87	0
201 R. THOMAS LOWE	46	15.70	46	0
202 DONALD M. STAHL	48	16.38	48	0
203 JIM ULASZEK	27	9.22	27	0
204 MARTINA WEBSTER	44	15.02	44	0
205 KEVIN G. WELZ.	41	13.99	41	0

PREC REPORT-GROUP DETAIL

CLARK COUNTY, INDIANA
PRIMARY ELECTION
MAY 08, 2012
DEMOCRATIC

Unofficial Results

RUN DATE:05/08/12 08:45 PM

REPORT-EL30A PAGE 0051-04

0051 MONROE 2

	TOTAL VOTES	%	EAGLES	IVO'S
PRESIDENT				
Vote For 1				
105 BARACK OBAMA	56	100.00	56	0
US SENATOR				
Vote For 1				
108 JOE DONNELLY	59	100.00	59	0
GOVERNOR				
Vote For 1				
110 JOHN R. GREGG.	59	100.00	59	0
US REP IN CONG DIST 9				
Vote For 1				
112 JONATHAN GEORGE	7	10.45	7	0
113 JOHN GRIFFIN MILLER.	1	1.49	1	0
114 JOHN W. TILFORD	0		0	0
115 ROBERT WINNINGHAM	17	25.37	17	0
116 SHELLI YODER	42	62.69	42	0
STATE REP DISTRICT 73				
Vote For 1				
123 SANDRA BLANTON	59	100.00	59	0
JUDGE CIRCUIT 4				
Vote For 1				
124 VICKI L. CARMICHAEL.	67	100.00	67	0
CORONER				
Vote For 1				
127 JOHN HALL	61	100.00	61	0
COMM DIST 1				
Vote For 1				
129 ED MEYER	59	100.00	59	0
COMM DIST 2				
Vote For 1				
131 LES YOUNG	55	100.00	55	0

0051 MONROE 2

	TOTAL VOTES	%	EAGLES	IVO'S
COUNCIL AT-LARGE				
Vote For 3				
138 DAVID RAY ABBOTT.	39	20.63	39	0
139 CHARLES KING	9	4.76	9	0
140 SUSAN POPP.	50	26.46	50	0
141 BRENDA ROSS	30	15.87	30	0
142 PERRY SMITH	30	15.87	30	0
143 KEVIN L. VISSING.	31	16.40	31	0

WE, THE UNDERSIGNED, DO HEREBY CERTIFY
THAT THE ABOVE RESULTS ARE A TRUE AND
ACCURATE ACCOUNT OF ALL BALLOTS COUNTED
AND THAT ALL COUNTERS WERE ZERO (0)
WHEN THE POLLS OPENED AND THAT THE
ELECTION WAS HELD IN ACCORDANCE WITH
THE LAWS OF THE STATE.

ELECTION JUDGE

ELECTION JUDGE

ELECTION JUDGE

PREC REPORT-GROUP DETAIL

CLARK COUNTY, INDIANA
PRIMARY ELECTION
MAY 08, 2012
STATISTICS

Unofficial Results

RUN DATE:05/08/12 08:45 PM

REPORT-EL30A PAGE 0052-01

0052 MONROE 3

	TOTAL VOTES	%	EAGLES	IVO'S
REGISTERED VOTERS - TOTAL	1,271			
BALLOTS CAST - TOTAL	199		199	0
BALLOTS CAST - REPUBLICAN	136	68.34	136	0
BALLOTS CAST - DEMOCRATIC	63	31.66	63	0
VOTER TURNOUT - TOTAL		15.66		

PREC REPORT-GROUP DETAIL

CLARK COUNTY, INDIANA
 PRIMARY ELECTION
 MAY 08, 2012
 REPUBLICAN

Unofficial Results

RUN DATE:05/08/12 08:45 PM

REPORT-EL30A PAGE 0052-02

0052 MONROE 3

	TOTAL VOTES	%	EAGLES	IVO'S
PRESIDENT				
Vote For 1				
101 NEWT GINGRICH.	6	4.58	6	0
102 RON PAUL	29	22.14	29	0
103 MITT ROMNEY	74	56.49	74	0
104 RICK SANTORUM.	22	16.79	22	0
US SENATOR				
Vote For 1				
106 RICHARD G. LUGAR.	37	28.24	37	0
107 RICHARD E. MOURDOCK.	94	71.76	94	0
GOVERNOR				
Vote For 1				
109 MIKE PENCE.	101	100.00	101	0
US REP IN CONG DIST 9				
Vote For 1				
111 TODD YOUNG.	108	100.00	108	0
STATE REP DISTRICT 73				
Vote For 1				
122 STEVE DAVISSON	102	100.00	102	0
JUDGE CIRCUIT 4				
Vote For 1				
NO CANDIDATE POSITION	0		0	0
CORONER				
Vote For 1				
125 TERRY CONWAY	46	43.81	46	0
126 MARK A. GOODLETT.	59	56.19	59	0
COMM DIST 1				
Vote For 1				
128 RICK STEPHENSON	90	100.00	90	0
COMM DIST 2				
Vote For 1				
130 JACK A. COFFMAN SR..	90	100.00	90	0

0052 MONROE 3

	TOTAL VOTES	%	EAGLES	IVO'S
COUNCIL AT-LARGE				
Vote For 3				
132 RONALD BROGAN	31	13.54	31	0
133 ADAM HUTCHINSON	41	17.90	41	0
134 KELLY L. KHURI	32	13.97	32	0
135 CHUCK LATHAM	41	17.90	41	0
136 RYAN LYNCH.	37	16.16	37	0
137 MAC MCINTOSH	47	20.52	47	0

STATE DEL AT-LARGE

	TOTAL VOTES	%	EAGLES	IVO'S
Vote For 18				
168 ORRIS BENDER	25	2.90	25	0
169 MARVIN E. BOSTOCK JR.	48	5.57	48	0
170 RUSSELL BROOKSBANK	21	2.44	21	0
171 CAROLE CARTER.	35	4.06	35	0
172 E. WAYNE CARTER	42	4.87	42	0
173 KELLEY CURRAN.	23	2.67	23	0
174 LOIS ANN ENGBRETSON	35	4.06	35	0
175 LEAH FARRIS	44	5.10	44	0
176 JAMIE HUDGINS.	31	3.60	31	0
177 GARY R. KOPP	48	5.57	48	0
178 RYAN LYNCH.	43	4.99	43	0
179 JASPER MAY III	30	3.48	30	0
180 JERRY MCHUGH	25	2.90	25	0
181 LISA NOEL-GILL	45	5.22	45	0
182 DAVID REINHARDT	39	4.52	39	0
183 BARBARA ANN REYNOLDS	44	5.10	44	0
184 LYNN RHODEA	33	3.83	33	0
185 D. ERIC SCHANSBERG	31	3.60	31	0
186 TONY SINGLETON	36	4.18	36	0
187 R. MONTY SNELLING	60	6.96	60	0
188 MICHAEL R. VAUGHN	37	4.29	37	0
189 WIN WALKER, JR.	38	4.41	38	0
190 ABBIE L. ZASTAWNY	25	2.90	25	0
191 EDWARD "ED Z." ZASTAWNY	24	2.78	24	0

STATE DEL DIST 2

	TOTAL VOTES	%	EAGLES	IVO'S
Vote For 5				
200 ALLEN (JAMES) BOTTORFF.	90	31.25	90	0
201 R. THOMAS LOWE	47	16.32	47	0
202 DONALD M. STAHL	44	15.28	44	0
203 JIM ULASZEK	26	9.03	26	0
204 MARTINA WEBSTER	40	13.89	40	0
205 KEVIN G. WELZ.	41	14.24	41	0

PREC REPORT-GROUP DETAIL

CLARK COUNTY, INDIANA
 PRIMARY ELECTION
 MAY 08, 2012
 DEMOCRATIC

Unofficial Results

RUN DATE:05/08/12 08:45 PM

REPORT-EL30A PAGE 0052-04

0052 MONROE 3

	TOTAL VOTES	%	EAGLES	IVO'S
PRESIDENT				
Vote For 1				
105 BARACK OBAMA	44	100.00	44	0
US SENATOR				
Vote For 1				
108 JOE DONNELLY	48	100.00	48	0
GOVERNOR				
Vote For 1				
110 JOHN R. GREGG.	46	100.00	46	0
US REP IN CONG DIST 9				
Vote For 1				
112 JONATHAN GEORGE	7	12.50	7	0
113 JOHN GRIFFIN MILLER.	2	3.57	2	0
114 JOHN W. TILFORD	6	10.71	6	0
115 ROBERT WINNINGHAM	8	14.29	8	0
116 SHELLI YODER	33	58.93	33	0
STATE REP DISTRICT 73				
Vote For 1				
123 SANDRA BLANTON	46	100.00	46	0
JUDGE CIRCUIT 4				
Vote For 1				
124 VICKI L. CARMICHAEL.	55	100.00	55	0
CORONER				
Vote For 1				
127 JOHN HALL	50	100.00	50	0
COMM DIST 1				
Vote For 1				
129 ED MEYER	50	100.00	50	0
COMM DIST 2				
Vote For 1				
131 LES YOUNG	47	100.00	47	0

0052 MONROE 3

COUNCIL AT-LARGE

Vote For 3

	TOTAL VOTES	%	EAGLES	IVO'S
138 DAVID RAY ABBOTT.	35	23.03	35	0
139 CHARLES KING .	16	10.53	16	0
140 SUSAN POPP.	37	24.34	37	0
141 BRENDA ROSS .	26	17.11	26	0
142 PERRY SMITH .	19	12.50	19	0
143 KEVIN L. VISSING.	19	12.50	19	0

WE, THE UNDERSIGNED, DO HEREBY CERTIFY
THAT THE ABOVE RESULTS ARE A TRUE AND
ACCURATE ACCOUNT OF ALL BALLOTS COUNTED
AND THAT ALL COUNTERS WERE ZERO (0)
WHEN THE POLLS OPENED AND THAT THE
ELECTION WAS HELD IN ACCORDANCE WITH
THE LAWS OF THE STATE.

ELECTION JUDGE

ELECTION JUDGE

ELECTION JUDGE

0053 OREGON 1

	TOTAL VOTES	%	EAGLES	IVO'S
REGISTERED VOTERS - TOTAL	1,240			
BALLOTS CAST - TOTAL	239		239	0
BALLOTS CAST - REPUBLICAN	142	59.41	142	0
BALLOTS CAST - DEMOCRATIC	97	40.59	97	0
VOTER TURNOUT - TOTAL		19.27		

RUN DATE:05/08/12 08:45 PM

REPORT-EL30A PAGE 0053-02

0053 OREGON 1

	TOTAL VOTES	%	EAGLES	IVO'S
PRESIDENT				
Vote For 1				
101 NEWT GINGRICH.	9	6.52	9	0
102 RON PAUL	16	11.59	16	0
103 MITT ROMNEY	99	71.74	99	0
104 RICK SANTORUM.	14	10.14	14	0
US SENATOR				
Vote For 1				
106 RICHARD G. LUGAR.	27	19.29	27	0
107 RICHARD E. MOURDOCK.	113	80.71	113	0
GOVERNOR				
Vote For 1				
109 MIKE PENCE.	109	100.00	109	0
US REP IN CONG DIST 9				
Vote For 1				
111 TODD YOUNG.	114	100.00	114	0
STATE REP DISTRICT 66				
Vote For 1				
NO CANDIDATE POSITION	0		0	0
JUDGE CIRCUIT 4				
Vote For 1				
NO CANDIDATE POSITION	0		0	0
CORONER				
Vote For 1				
125 TERRY CONWAY	64	52.03	64	0
126 MARK A. GOODLETT.	59	47.97	59	0
COMM DIST 1				
Vote For 1				
128 RICK STEPHENSON	90	100.00	90	0
COMM DIST 2				
Vote For 1				
130 JACK A. COFFMAN SR.	90	100.00	90	0

0053 OREGON 1

	TOTAL VOTES	%	EAGLES	IVO'S
COUNCIL AT-LARGE				
Vote For 3				
132 RONALD BROGAN.	37	15.55	37	0
133 ADAM HUTCHINSON	26	10.92	26	0
134 KELLY L. KHURI	65	27.31	65	0
135 CHUCK LATHAM	34	14.29	34	0
136 RYAN LYNCH.	39	16.39	39	0
137 MAC MCINTOSH	37	15.55	37	0

STATE DEL AT-LARGE

Vote For 18				
168 ORRIS BENDER	29	3.46	29	0
169 MARVIN E. BOSTOCK JR.	45	5.36	45	0
170 RUSSELL BROOKSBANK	27	3.22	27	0
171 CAROLE CARTER.	41	4.89	41	0
172 E. WAYNE CARTER	36	4.29	36	0
173 KELLEY CURRAN.	40	4.77	40	0
174 LOIS ANN ENGBRETSON	27	3.22	27	0
175 LEAH FARRIS	37	4.41	37	0
176 JAMIE HUDGINS.	32	3.81	32	0
177 GARY R. KOPP	42	5.01	42	0
178 RYAN LYNCH.	41	4.89	41	0
179 JASPER MAY III	35	4.17	35	0
180 JERRY MCHUGH	24	2.86	24	0
181 LISA NOEL-GILL	50	5.96	50	0
182 DAVID REINHARDT	43	5.13	43	0
183 BARBARA ANN REYNOLDS	31	3.69	31	0
184 LYNN RHODEA	26	3.10	26	0
185 D. ERIC SCHANSBERG	23	2.74	23	0
186 TONY SINGLETON	36	4.29	36	0
187 R. MONTY SNELLING	64	7.63	64	0
188 MICHAEL R. VAUGHN	27	3.22	27	0
189 WIN WALKER, JR.	31	3.69	31	0
190 ABBIE L. ZASTAWNY	26	3.10	26	0
191 EDWARD "ED Z." ZASTAWNY	26	3.10	26	0

STATE DEL DIST 3

Vote For 5				
206 SUE C. ATKINS.	30	9.23	30	0
207 WILLIAM W. ATKINS	22	6.77	22	0
208 CHARLES E. BRYANT	24	7.38	24	0
209 JASON B. COCHRAN.	21	6.46	21	0
210 MARK A. GOODLETT.	42	12.92	42	0
211 ADAM HUTCHINSON	8	2.46	8	0
212 JOHN HUTCHINSON	13	4.00	13	0
213 MARY ANNE HUTCHINSON	17	5.23	17	0
214 BRIAN JONES	37	11.38	37	0
215 KELLY L. KHURI	49	15.08	49	0
216 WILLIAM L. NOEL	28	8.62	28	0
217 ANTHONY J. STEWART	34	10.46	34	0

PREC REPORT-GROUP DETAIL

CLARK COUNTY, INDIANA
 PRIMARY ELECTION
 MAY 08, 2012
 DEMOCRATIC

Unofficial Results

RUN DATE:05/08/12 08:45 PM

REPORT-EL30A PAGE 0053-04

0053 OREGON 1	TOTAL VOTES	%	EAGLES	IVO'S
PRESIDENT				
Vote For 1				
105 BARACK OBAMA	54	100.00	54	0
US SENATOR				
Vote For 1				
108 JOE DONNELLY	62	100.00	62	0
GOVERNOR				
Vote For 1				
110 JOHN R. GREGG.	64	100.00	64	0
US REP IN CONG DIST 9				
Vote For 1				
112 JONATHAN GEORGE	15	17.05	15	0
113 JOHN GRIFFIN MILLER.	4	4.55	4	0
114 JOHN W. TILFORD	3	3.41	3	0
115 ROBERT WINNINGHAM	22	25.00	22	0
116 SHELLI YODER	44	50.00	44	0
STATE REP DISTRICT 66				
Vote For 1				
117 TERRY GOODIN	79	100.00	79	0
JUDGE CIRCUIT 4				
Vote For 1				
124 VICKI L. CARMICHAEL.	74	100.00	74	0
CORONER				
Vote For 1				
127 JOHN HALL	65	100.00	65	0
COMM DIST 1				
Vote For 1				
129 ED MEYER	54	100.00	54	0
COMM DIST 2				
Vote For 1				
131 LES YOUNG	54	100.00	54	0

0053 OREGON 1

	TOTAL VOTES	%	EAGLES	IVO'S
COUNCIL AT-LARGE				
Vote For 3				
138 DAVID RAY ABBOTT.	77	35.65	77	0
139 CHARLES KING	23	10.65	23	0
140 SUSAN POPP.	33	15.28	33	0
141 BRENDA ROSS	39	18.06	39	0
142 PERRY SMITH	16	7.41	16	0
143 KEVIN L. VISSING.	28	12.96	28	0

WE, THE UNDERSIGNED, DO HEREBY CERTIFY
THAT THE ABOVE RESULTS ARE A TRUE AND
ACCURATE ACCOUNT OF ALL BALLOTS COUNTED
AND THAT ALL COUNTERS WERE ZERO (0)
WHEN THE POLLS OPENED AND THAT THE
ELECTION WAS HELD IN ACCORDANCE WITH
THE LAWS OF THE STATE.

ELECTION JUDGE

ELECTION JUDGE

ELECTION JUDGE

PREC REPORT-GROUP DETAIL

CLARK COUNTY, INDIANA
PRIMARY ELECTION
MAY 08, 2012
STATISTICS

Unofficial Results

RUN DATE:05/08/12 08:45 PM

REPORT-EL30A PAGE 0054-01

0054 OWEN 1

	TOTAL VOTES	%	EAGLES	IVO'S
REGISTERED VOTERS - TOTAL	688			
BALLOTS CAST - TOTAL	152		152	0
BALLOTS CAST - REPUBLICAN	85	55.92	85	0
BALLOTS CAST - DEMOCRATIC	67	44.08	67	0
VOTER TURNOUT - TOTAL		22.09		

PREC REPORT-GROUP DETAIL

CLARK COUNTY, INDIANA
 PRIMARY ELECTION
 MAY 08, 2012
 REPUBLICAN

Unofficial Results

RUN DATE:05/08/12 08:45 PM

REPORT-EL30A PAGE 0054-02

0054 OWEN 1

	TOTAL VOTES	%	EAGLES	IVO'S
PRESIDENT				
Vote For 1				
101 NEWT GINGRICH.	5	6.41	5	0
102 RON PAUL	11	14.10	11	0
103 MITT ROMNEY	51	65.38	51	0
104 RICK SANTORUM.	11	14.10	11	0
US SENATOR				
Vote For 1				
106 RICHARD G. LUGAR.	14	17.28	14	0
107 RICHARD E. MOURDOCK.	67	82.72	67	0
GOVERNOR				
Vote For 1				
109 MIKE PENCE.	60	100.00	60	0
US REP IN CONG DIST 9				
Vote For 1				
111 TODD YOUNG.	72	100.00	72	0
STATE REP DISTRICT 66				
Vote For 1				
NO CANDIDATE POSITION	0		0	0
JUDGE CIRCUIT 4				
Vote For 1				
NO CANDIDATE POSITION	0		0	0
CORONER				
Vote For 1				
125 TERRY CONWAY	40	54.79	40	0
126 MARK A. GOODLETT.	33	45.21	33	0
COMM DIST 1				
Vote For 1				
128 RICK STEPHENSON	60	100.00	60	0
COMM DIST 2				
Vote For 1				
130 JACK A. COFFMAN SR..	58	100.00	58	0

0054 OWEN 1

	TOTAL VOTES	%	EAGLES	IVO'S
COUNCIL AT-LARGE				
Vote For 3				
132 RONALD BROGAN	21	13.64	21	0
133 ADAM HUTCHINSON	22	14.29	22	0
134 KELLY L. KHURI	30	19.48	30	0
135 CHUCK LATHAM	29	18.83	29	0
136 RYAN LYNCH.	32	20.78	32	0
137 MAC MCINTOSH	20	12.99	20	0

STATE DEL AT-LARGE

	TOTAL VOTES	%	EAGLES	IVO'S
Vote For 18				
168 ORRIS BENDER	13	2.71	13	0
169 MARVIN E. BOSTOCK JR.	26	5.43	26	0
170 RUSSELL BROOKSBANK	15	3.13	15	0
171 CAROLE CARTER.	29	6.05	29	0
172 E. WAYNE CARTER	20	4.18	20	0
173 KELLEY CURRAN.	19	3.97	19	0
174 LOIS ANN ENGBRETSON	22	4.59	22	0
175 LEAH FARRIS	19	3.97	19	0
176 JAMIE HUDGINS.	15	3.13	15	0
177 GARY R. KOPP	28	5.85	28	0
178 RYAN LYNCH.	27	5.64	27	0
179 JASPER MAY III	17	3.55	17	0
180 JERRY MCHUGH	11	2.30	11	0
181 LISA NOEL-GILL	30	6.26	30	0
182 DAVID REINHARDT	23	4.80	23	0
183 BARBARA ANN REYNOLDS	24	5.01	24	0
184 LYNN RHODEA	17	3.55	17	0
185 D. ERIC SCHANSBERG	8	1.67	8	0
186 TONY SINGLETON	19	3.97	19	0
187 R. MONTY SNELLING	37	7.72	37	0
188 MICHAEL R. VAUGHN	13	2.71	13	0
189 WIN WALKER, JR.	19	3.97	19	0
190 ABBIE L. ZASTAWNY	15	3.13	15	0
191 EDWARD "ED.Z." ZASTAWNY	13	2.71	13	0

STATE DEL DIST 3

	TOTAL VOTES	%	EAGLES	IVO'S
Vote For 5				
206 SUE C. ATKINS.	24	11.11	24	0
207 WILLIAM W. ATKINS	14	6.48	14	0
208 CHARLES E. BRYANT	14	6.48	14	0
209 JASON B. COCHRAN.	21	9.72	21	0
210 MARK A. GOODLETT.	30	13.89	30	0
211 ADAM HUTCHINSON	3	1.39	3	0
212 JOHN HUTCHINSON	7	3.24	7	0
213 MARY ANNE HUTCHINSON	18	8.33	18	0
214 BRIAN JONES	25	11.57	25	0
215 KELLY L. KHURI	18	8.33	18	0
216 WILLIAM L. NOEL	19	8.80	19	0
217 ANTHONY J. STEWART	23	10.65	23	0

RUN DATE:05/08/12 08:45 PM

REPORT-EL30A PAGE 0054-04

0054 OWEN 1

TOTAL VOTES % EAGLES IVO'S

PRESIDENT

Vote For 1
105 BARACK OBAMA 37 100.00 37 0

US SENATOR

Vote For 1
108 JOE DONNELLY 49 100.00 49 0

GOVERNOR

Vote For 1
110 JOHN R. GREGG. 48 100.00 48 0

US REP IN CONG DIST 9

Vote For 1
112 JONATHAN GEORGE 6 10.34 6 0
113 JOHN GRIFFIN MILLER. 7 12.07 7 0
114 JOHN W. TILFORD 3 5.17 3 0
115 ROBERT WINNINGHAM 28 48.28 28 0
116 SHELLI YODER 14 24.14 14 0

STATE REP DISTRICT 66

Vote For 1
117 TERRY GOODIN 62 100.00 62 0

JUDGE CIRCUIT 4

Vote For 1
124 VICKI L. CARMICHAEL. 57 100.00 57 0

CORONER

Vote For 1
127 JOHN HALL 57 100.00 57 0

COMM DIST 1

Vote For 1
129 ED MEYER 45 100.00 45 0

COMM DIST 2

Vote For 1
131 LES YOUNG 44 100.00 44 0

0054 OWEN 1

	TOTAL VOTES	%	EAGLES	IVO'S
COUNCIL AT-LARGE				
Vote For 3				
138 DAVID RAY ABBOTT.	42	30.43	42	0
139 CHARLES KING	9	6.52	9	0
140 SUSAN POPP.	25	18.12	25	0
141 BRENDA ROSS	24	17.39	24	0
142 PERRY SMITH	9	6.52	9	0
143 KEVIN L. VISSING.	29	21.01	29	0

WE, THE UNDERSIGNED, DO HEREBY CERTIFY
THAT THE ABOVE RESULTS ARE A TRUE AND
ACCURATE ACCOUNT OF ALL BALLOTS COUNTED
AND THAT ALL COUNTERS WERE ZERO (0)
WHEN THE POLLS OPENED AND THAT THE
ELECTION WAS HELD IN ACCORDANCE WITH
THE LAWS OF THE STATE.

ELECTION JUDGE

ELECTION JUDGE

ELECTION JUDGE

0055 SILVER CREEK 1

	TOTAL VOTES	%	EAGLES	IVO'S
REGISTERED VOTERS - TOTAL	825			
BALLOTS CAST - TOTAL	190		190	0
BALLOTS CAST - REPUBLICAN	108	56.84	108	0
BALLOTS CAST - DEMOCRATIC	82	43.16	82	0
VOTER TURNOUT - TOTAL		23.03		

0055 SILVER CREEK 1

TOTAL VOTES % EAGLES IVO'S

PRESIDENT

Vote For 1

101 NEWT GINGRICH.	9	9.00	9	0
102 RON PAUL	14	14.00	14	0
103 MITT ROMNEY	72	72.00	72	0
104 RICK SANTORUM.	5	5.00	5	0

US SENATOR

Vote For 1

106 RICHARD G. LUGAR.	27	25.71	27	0
107 RICHARD E. MOURDOCK.	78	74.29	78	0

GOVERNOR

Vote For 1

109 MIKE PENCE.	84	100.00	84	0
-------------------------	----	--------	----	---

US REP IN CONG DIST 9

Vote For 1

111 TODD YOUNG.	89	100.00	89	0
-------------------------	----	--------	----	---

STATE REP DISTRICT 70

Vote For 1

118 RHONDA J. RHOADS.	86	100.00	86	0
-------------------------------	----	--------	----	---

JUDGE CIRCUIT 4

Vote For 1

NO CANDIDATE POSITION	0		0	0
---------------------------------	---	--	---	---

CORONER

Vote For 1

125 TERRY CONWAY	42	52.50	42	0
126 MARK A. GOODLETT.	38	47.50	38	0

COMM DIST 1

Vote For 1

128 RICK STEPHENSON	74	100.00	74	0
-------------------------------	----	--------	----	---

COMM DIST 2

Vote For 1

130 JACK A. COFFMAN SR..	76	100.00	76	0
----------------------------------	----	--------	----	---

0055 SILVER CREEK 1

TOTAL VOTES % EAGLES IVO'S

COUNCIL AT-LARGE

Vote For 3

132 RONALD BROGAN	28	15.05	28	0
133 ADAM HUTCHINSON	24	12.90	24	0
134 KELLY L. KHURI	57	30.65	57	0
135 CHUCK LATHAM	26	13.98	26	0
136 RYAN LYNCH.	31	16.67	31	0
137 MAC MCINTOSH	20	10.75	20	0

STATE DEL AT-LARGE

Vote For 18

168 ORRIS BENDER	28	4.09	28	0
169 MARVIN E. BOSTOCK JR.	31	4.53	31	0
170 RUSSELL BROOKSBANK	26	3.80	26	0
171 CAROLE CARTER.	29	4.24	29	0
172 E. WAYNE CARTER	25	3.65	25	0
173 KELLEY CURRAN.	38	5.56	38	0
174 LOIS ANN ENGBRETSON	26	3.80	26	0
175 LEAH FARRIS	26	3.80	26	0
176 JAMIE HUDGINS.	21	3.07	21	0
177 GARY R. KOPP	43	6.29	43	0
178 RYAN LYNCH.	26	3.80	26	0
179 JASPER MAY III	30	4.39	30	0
180 JERRY MCHUGH	32	4.68	32	0
181 LISA NOEL-GILL	28	4.09	28	0
182 DAVID REINHARDT	31	4.53	31	0
183 BARBARA ANN REYNOLDS	26	3.80	26	0
184 LYNN RHODEA	37	5.41	37	0
185 D. ERIC SCHANSBERG	33	4.82	33	0
186 TONY SINGLETON	25	3.65	25	0
187 R. MONTY SNEILING	33	4.82	33	0
188 MICHAEL R. VAUGHN	19	2.78	19	0
189 WIN WALKER, JR.	27	3.95	27	0
190 ABBIE L. ZASTAWNY	21	3.07	21	0
191 EDWARD "ED Z." ZASTAWNY	23	3.36	23	0

STATE DEL DIST 2

Vote For 5

200 ALLEN (JAMES) BOTTORFF.	36	15.06	36	0
201 R. THOMAS LOWE	56	23.43	56	0
202 DONALD M. STAHL	46	19.25	46	0
203 JIM ULASZEK	28	11.72	28	0
204 MARTINA WEBSTER	40	16.74	40	0
205 KEVIN G. WELZ.	33	13.81	33	0

0055 SILVER CREEK 1

	TOTAL VOTES	%	EAGLES	IVO'S
PRESIDENT				
Vote For 1				
105 BARACK OBAMA	55	100.00	55	0
US SENATOR				
Vote For 1				
108 JOE DONNELLY	55	100.00	55	0
GOVERNOR				
Vote For 1				
110 JOHN R. GREGG.	57	100.00	57	0
US REP IN CONG DIST 9				
Vote For 1				
112 JONATHAN GEORGE	9	11.69	9	0
113 JOHN GRIFFIN MILLER.	2	2.60	2	0
114 JOHN W. TILFORD	1	1.30	1	0
115 ROBERT WINNINGHAM	43	55.84	43	0
116 SHELLI YODER	22	28.57	22	0
STATE REP DISTRICT 70				
Vote For 1				
119 ALVA J. "JIM" KINCAID JR..	15	24.59	15	0
120 TERRY L. MILLER	46	75.41	46	0
JUDGE CIRCUIT 4				
Vote For 1				
124 VICKI L. CARMICHAEL.	61	100.00	61	0
CORONER				
Vote For 1				
127 JOHN HALL	60	100.00	60	0
COMM DIST 1				
Vote For 1				
129 ED MEYER	60	100.00	60	0
COMM DIST 2				
Vote For 1				
131 LES YOUNG	50	100.00	50	0

0055 SILVER CREEK 1

	TOTAL VOTES	%	EAGLES	IVO'S
--	-------------	---	--------	-------

COUNCIL AT-LARGE

Vote For 3

.138 DAVID RAY ABBOTT.	28	14.89	28	0
139 CHARLES KING	9	4.79	9	0
140 SUSAN POPP.	53	28.19	53	0
141 BRENDA ROSS	36	19.15	36	0
142 PERRY SMITH	31	16.49	31	0
143 KEVIN L. VISSING.	31	16.49	31	0

WE, THE UNDERSIGNED, DO HEREBY CERTIFY
THAT THE ABOVE RESULTS ARE A TRUE AND
ACCURATE ACCOUNT OF ALL BALLOTS COUNTED
AND THAT ALL COUNTERS WERE ZERO (0)
WHEN THE POLLS OPENED AND THAT THE
ELECTION WAS HELD IN ACCORDANCE WITH
THE LAWS OF THE STATE.

ELECTION JUDGE

ELECTION JUDGE

ELECTION JUDGE

0056 SILVER CREEK 2

	TOTAL VOTES	%	EAGLES	IVO'S
REGISTERED VOTERS - TOTAL	731			
BALLOTS CAST - TOTAL	107		107	0
BALLOTS CAST - REPUBLICAN	52	48.60	52	0
BALLOTS CAST - DEMOCRATIC	55	51.40	55	0
VOTER TURNOUT - TOTAL		14.64		

RUN DATE:05/08/12 08:45 PM

REPORT-EL30A PAGE 0056-02

0056 SILVER CREEK 2

TOTAL VOTES % EAGLES IVO'S

PRESIDENT

Vote For 1

101 NEWT GINGRICH.	4	8.00	4	0
102 RON PAUL	6	12.00	6	0
103 MITT ROMNEY	30	60.00	30	0
104 RICK SANTORUM.	10	20.00	10	0

US SENATOR

Vote For 1

106 RICHARD G. LUGAR.	14	27.45	14	0
107 RICHARD E. MOURDOCK.	37	72.55	37	0

GOVERNOR

Vote For 1

109 MIKE PENCE.	43	100.00	43	0
-------------------------	----	--------	----	---

US REP IN CONG DIST 9

Vote For 1

111 TODD YOUNG.	45	100.00	45	0
-------------------------	----	--------	----	---

STATE REP DISTRICT 70

Vote For 1

118 RHONDA J. RHOADS.	47	100.00	47	0
-------------------------------	----	--------	----	---

JUDGE CIRCUIT 4

Vote For 1

NO CANDIDATE POSITION	0		0	0
---------------------------------	---	--	---	---

CORONER

Vote For 1

125 TERRY CONWAY	22	50.00	22	0
126 MARK A. GOODLETT.	22	50.00	22	0

COMM DIST 1

Vote For 1

128 RICK STEPHENSON	41	100.00	41	0
-------------------------------	----	--------	----	---

COMM DIST 2

Vote For 1

130 JACK A. COFFMAN SR..	43	100.00	43	0
----------------------------------	----	--------	----	---

0056 SILVER CREEK 2

	TOTAL VOTES	%	EAGLES	IVO'S
COUNCIL AT-LARGE				
Vote For 3				
132 RONALD BROGAN	15	15.00	15	0
133 ADAM HUTCHINSON	22	22.00	22	0
134 KELLY L. KHURI	21	21.00	21	0
135 CHUCK LATHAM	12	12.00	12	0
136 RYAN LYNCH	11	11.00	11	0
137 MAC MCINTOSH	19	19.00	19	0

STATE DEL AT-LARGE

	TOTAL VOTES	%	EAGLES	IVO'S
Vote For 18				
168 ORRIS BENDER	11	2.90	11	0
169 MARVIN E. BOSTOCK JR.	17	4.49	17	0
170 RUSSELL BROOKSBANK	9	2.37	9	0
171 CAROLE CARTER	20	5.28	20	0
172 E. WAYNE CARTER	17	4.49	17	0
173 KELLEY CURRAN	18	4.75	18	0
174 LOIS ANN ENGBRETSON	17	4.49	17	0
175 LEAH FARRIS	17	4.49	17	0
176 JAMIE HUDGINS	12	3.17	12	0
177 GARY R. KOPP	20	5.28	20	0
178 RYAN LYNCH	14	3.69	14	0
179 JASPER MAY III	10	2.64	10	0
180 JERRY MCHUGH	12	3.17	12	0
181 LISA NOEL-GILL	23	6.07	23	0
182 DAVID REINHARDT	22	5.80	22	0
183 BARBARA ANN REYNOLDS	20	5.28	20	0
184 LYNN RHODEA	17	4.49	17	0
185 D. ERIC SCHANSBERG	10	2.64	10	0
186 TONY SINGLETON	15	3.96	15	0
187 R. MONTY SNELLING	20	5.28	20	0
188 MICHAEL R. VAUGHN	10	2.64	10	0
189 WIN WALKER, JR.	14	3.69	14	0
190 ABBIE L. ZASTAWNY	18	4.75	18	0
191 EDWARD "ED Z." ZASTAWNY	16	4.22	16	0

STATE DEL DIST 2

	TOTAL VOTES	%	EAGLES	IVO'S
Vote For 5				
200 ALLEN (JAMES) BOTTORFF	26	19.26	26	0
201 R. THOMAS LOWE	36	26.67	36	0
202 DONALD M. STAHL	23	17.04	23	0
203 JIM ULASZEK	13	9.63	13	0
204 MARTINA WEBSTER	22	16.30	22	0
205 KEVIN G. WELZ	15	11.11	15	0

0056 SILVER CREEK 2

	TOTAL VOTES	%	EAGLES	IVO'S
PRESIDENT				
Vote For 1				
105 BARACK OBAMA	44	100.00	44	0
US SENATOR				
Vote For 1				
108 JOE DONNELLY	45	100.00	45	0
GOVERNOR				
Vote For 1				
110 JOHN R. GREGG.	45	100.00	45	0
US REP IN CONG DIST 9				
Vote For 1				
112 JONATHAN GEORGE	3	6.12	3	0
113 JOHN GRIFFIN MILLER.	6	12.24	6	0
114 JOHN W. TILFORD	1	2.04	1	0
115 ROBERT WINNINGHAM	20	40.82	20	0
116 SHELLI YODER.. . . .	19	38.78	19	0
STATE REP DISTRICT 70				
Vote For 1				
119 ALVA J. "JIM" KINCAID JR..	24	52.17	24	0
120 TERRY L. MILLER	22	47.83	22	0
JUDGE CIRCUIT 4				
Vote For 1				
124 VICKI L. CARMICHAEL.	46	100.00	46	0
CORONER				
Vote For 1				
127 JOHN HALL	46	100.00	46	0
COMM DIST 1				
Vote For 1				
129 ED MEYER	47	100.00	47	0
COMM DIST 2				
Vote For 1				
131 LES YOUNG	42	100.00	42	0

0056 SILVER CREEK 2

	TOTAL VOTES	%	EAGLES	IVO'S
--	-------------	---	--------	-------

COUNCIL AT-LARGE

Vote For 3

138 DAVID RAY ABBOTT.	20	15.50	20	0
139 CHARLES KING	7	5.43	7	0
140 SUSAN POPP.	35	27.13	35	0
141 BRENDA ROSS	20	15.50	20	0
142 PERRY SMITH	23	17.83	23	0
143 KEVIN L. VISSING.	24	18.60	24	0

WE, THE UNDERSIGNED, DO HEREBY CERTIFY
THAT THE ABOVE RESULTS ARE A TRUE AND
ACCURATE ACCOUNT OF ALL BALLOTS COUNTED
AND THAT ALL COUNTERS WERE ZERO (0)
WHEN THE POLLS OPENED AND THAT THE
ELECTION WAS HELD IN ACCORDANCE WITH
THE LAWS OF THE STATE.

ELECTION JUDGE

ELECTION JUDGE

ELECTION JUDGE

PREC REPORT-GROUP DETAIL

CLARK COUNTY, INDIANA
PRIMARY ELECTION
MAY 08, 2012
STATISTICS

Unofficial Results

RUN DATE:05/08/12 08:45 PM

REPORT-EL30A PAGE 0057-01

0057 SILVER CREEK 3

	TOTAL VOTES	%	EAGLES	IVO'S
REGISTERED VOTERS - TOTAL	784			
BALLOTS CAST - TOTAL	152		152	0
BALLOTS CAST - REPUBLICAN	92	60.53	92	0
BALLOTS CAST - DEMOCRATIC	60	39.47	60	0
VOTER TURNOUT - TOTAL		19.39		

PREC REPORT-GROUP DETAIL

CLARK COUNTY, INDIANA
 PRIMARY ELECTION
 MAY 08, 2012
 REPUBLICAN

Unofficial Results

RUN DATE:05/08/12 08:45 PM

REPORT-EL30A PAGE 0057-02

0057 SILVER CREEK 3

	TOTAL VOTES	%	EAGLES	IVO'S
--	-------------	---	--------	-------

PRESIDENT

Vote For 1

101 NEWT GINGRICH.	4	4.55	4	0
102 RON PAUL	15	17.05	15	0
103 MITT ROMNEY	63	71.59	63	0
104 RICK SANTORUM.	6	6.82	6	0

US SENATOR

Vote For 1

106 RICHARD G. LUGAR.	21	22.83	21	0
107 RICHARD E. MOURDOCK.	71	77.17	71	0

GOVERNOR

Vote For 1

109 MIKE PENCE.	77	100.00	77	0
-------------------------	----	--------	----	---

US REP IN CONG DIST 9

Vote For 1

111 TODD YOUNG.	79	100.00	79	0
-------------------------	----	--------	----	---

STATE REP DISTRICT 70

Vote For 1

118 RHONDA J. RHOADS.	77	100.00	77	0
-------------------------------	----	--------	----	---

JUDGE CIRCUIT 4

Vote For 1

NO CANDIDATE POSITION	0		0	0
---------------------------------	---	--	---	---

CORONER

Vote For 1

125 TERRY CONWAY	27	36.49	27	0
126 MARK A. GOODLETT.	47	63.51	47	0

COMM DIST 1

Vote For 1

128 RICK STEPHENSON	72	100.00	72	0
-------------------------------	----	--------	----	---

COMM DIST 2

Vote For 1

130 JACK A. COFFMAN SR..	69	100.00	69	0
----------------------------------	----	--------	----	---

0057 SILVER CREEK 3

	TOTAL VOTES	%	EAGLES	IVO'S
COUNCIL AT-LARGE				
Vote For 3				
132 RONALD BROGAN	33	17.55	33	0
133 ADAM HUTCHINSON	30	15.96	30	0
134 KELLY L. KHURI	30	15.96	30	0
135 CHUCK LATHAM	35	18.62	35	0
136 RYAN LYNCH.	31	16.49	31	0
137 MAC MCINTOSH	29	15.43	29	0

STATE DEL AT-LARGE

	TOTAL VOTES	%	EAGLES	IVO'S
Vote For 18				
168 ORRIS BENDER	15	2.43	15	0
169 MARVIN E. BOSTOCK JR.	38	6.15	38	0
170 RUSSELL BROOKSBANK	9	1.46	9	0
171 CAROLE CARTER.	26	4.21	26	0
172 E. WAYNE CARTER	27	4.37	27	0
173 KELLEY CURRAN.	21	3.40	21	0
174 LOIS ANN ENGBRETSON	30	4.85	30	0
175 LEAH FARRIS	27	4.37	27	0
176 JAMIE HUDGINS.	18	2.91	18	0
177 GARY R. KOPP	30	4.85	30	0
178 RYAN LYNCH.	31	5.02	31	0
179 JASPER MAY III	14	2.27	14	0
180 JERRY MCHUGH	21	3.40	21	0
181 LISA NOEL-GILL	26	4.21	26	0
182 DAVID REINHARDT	34	5.50	34	0
183 BARBARA ANN REYNOLDS	35	5.66	35	0
184 LYNN RHODEA	20	3.24	20	0
185 D. ERIC SCHANSBERG	21	3.40	21	0
186 TONY SINGLETON	29	4.69	29	0
187 R. MONTY SNELLING	41	6.63	41	0
188 MICHAEL R. VAUGHN	21	3.40	21	0
189 WIN WALKER, JR.	38	6.15	38	0
190 ABBIE L. ZASTAWNY	21	3.40	21	0
191 EDWARD "ED Z." ZASTAWNY	25	4.05	25	0

STATE DEL DIST 2

	TOTAL VOTES	%	EAGLES	IVO'S
Vote For 5				
200 ALLEN (JAMES) BOTTORFF.	40	19.51	40	0
201 R. THOMAS LOWE	55	26.83	55	0
202 DONALD M. STAHL	31	15.12	31	0
203 JIM ULASZEK	12	5.85	12	0
204 MARTINA WEBSTER	34	16.59	34	0
205 KEVIN G. WELZ.	33	16.10	33	0

RUN DATE:05/08/12 08:45 PM

REPORT-EL30A PAGE 0057-04

0057 SILVER CREEK 3

	TOTAL VOTES	%	EAGLES	IVO'S
PRESIDENT				
Vote For 1				
105 BARACK OBAMA	38	100.00	38	0
US SENATOR				
Vote For 1				
108 JOE DONNELLY	44	100.00	44	0
GOVERNOR				
Vote For 1				
110 JOHN R. GREGG.	47	100.00	47	0
US REP IN CONG DIST 9				
Vote For 1				
112 JONATHAN GEORGE	6	10.53	6	0
113 JOHN GRIFFIN MILLER.	2	3.51	2	0
114 JOHN W. TILFORD	2	3.51	2	0
115 ROBERT WINNINGHAM	28	49.12	28	0
116 SHELLI YODER	19	33.33	19	0
STATE REP DISTRICT 70				
Vote For 1				
119 ALVA J. "JIM" KINCAID JR..	26	52.00	26	0
120 TERRY L. MILLER	24	48.00	24	0
JUDGE CIRCUIT 4				
Vote For 1				
124 VICKI L. CARMICHAEL.	52	100.00	52	0
CORONER				
Vote For 1				
127 JOHN HALL	48	100.00	48	0
COMM DIST 1				
Vote For 1				
129 ED MEYER	46	100.00	46	0
COMM DIST 2				
Vote For 1				
131 LES YOUNG	45	100.00	45	0

0057 SILVER CREEK 3

	TOTAL VOTES	%	EAGLES	IVO'S
COUNCIL AT-LARGE				
Vote For 3				
138 DAVID RAY ABBOTT.	20	14.08	20	0
139 CHARLES KING	14	9.86	14	0
140 SUSAN POPP.	38	26.76	38	0
141 BRENDA ROSS	32	22.54	32	0
142 PERRY SMITH	14	9.86	14	0
143 KEVIN L. VISSING.	24	16.90	24	0

WE, THE UNDERSIGNED, DO HEREBY CERTIFY
THAT THE ABOVE RESULTS ARE A TRUE AND
ACCURATE ACCOUNT OF ALL BALLOTS COUNTED
AND THAT ALL COUNTERS WERE ZERO (0)
WHEN THE POLLS OPENED AND THAT THE
ELECTION WAS HELD IN ACCORDANCE WITH
THE LAWS OF THE STATE.

ELECTION JUDGE

ELECTION JUDGE

ELECTION JUDGE

PREC REPORT-GROUP DETAIL

CLARK COUNTY, INDIANA
PRIMARY ELECTION
MAY 08, 2012
STATISTICS

Unofficial Results

RUN DATE:05/08/12 08:45 PM

REPORT-EL30A PAGE 0058-01

0058 SILVER CREEK 4

	TOTAL VOTES	%	EAGLES	IVO'S
REGISTERED VOTERS - TOTAL	1,213			
BALLOTS CAST - TOTAL	248		248	0
BALLOTS CAST - REPUBLICAN	161	64.92	161	0
BALLOTS CAST - DEMOCRATIC	87	35.08	87	0
VOTER TURNOUT - TOTAL		20.45		

0058 SILVER CREEK 4

TOTAL VOTES % EAGLES IVO'S

PRESIDENT

Vote For 1

101 NEWT GINGRICH.	12	7.79	12	0
102 RON PAUL	23	14.94	23	0
103 MITT ROMNEY	100	64.94	100	0
104 RICK SANTORUM.	19	12.34	19	0

US SENATOR

Vote For 1

106 RICHARD G. LUGAR.	34	21.52	34	0
107 RICHARD E. MOURDOCK.	124	78.48	124	0

GOVERNOR

Vote For 1

109 MIKE PENCE.	125	100.00	125	0
-------------------------	-----	--------	-----	---

US REP IN CONG DIST 9

Vote For 1

111 TODD YOUNG.	134	100.00	134	0
-------------------------	-----	--------	-----	---

STATE REP DISTRICT 70

Vote For 1

118 RHONDA J. RHOADS.	125	100.00	125	0
-------------------------------	-----	--------	-----	---

JUDGE CIRCUIT 4

Vote For 1

NO CANDIDATE POSITION	0		0	0
---------------------------------	---	--	---	---

CORONER

Vote For 1

125 TERRY CONWAY	59	46.83	59	0
126 MARK A. GOODLETT.	67	53.17	67	0

COMM DIST 1

Vote For 1

128 RICK STEPHENSON	111	100.00	111	0
-------------------------------	-----	--------	-----	---

COMM DIST 2

Vote For 1

130 JACK A. COFFMAN SR..	114	100.00	114	0
----------------------------------	-----	--------	-----	---

RUN DATE:05/08/12 08:45 PM

REPORT-EL30A PAGE 0058-03

0058 SILVER CREEK 4

	TOTAL VOTES	%	EAGLES	IVO'S
COUNCIL AT-LARGE				
Vote For 3				
132 RONALD BROGAN	41	13.80	41	0
133 ADAM HUTCHINSON	70	23.57	70	0
134 KELLY L. KHURI	61	20.54	61	0
135 CHUCK LATHAM	46	15.49	46	0
136 RYAN LYNCH	38	12.79	38	0
137 MAC MCINTOSH	41	13.80	41	0

PC				
Vote For 1				
162 R. THOMAS LOWE	64	43.54	64	0
163 DONALD M. STAHL	83	56.46	83	0

STATE DEL AT-LARGE				
Vote For 18				
168 ORRIS BENDER	49	4.28	49	0
169 MARVIN E. BOSTOCK JR.	54	4.72	54	0
170 RUSSELL BROOKSBANK	51	4.46	51	0
171 CAROLE CARTER.	37	3.23	37	0
172 E. WAYNE CARTER	33	2.88	33	0
173 KELLEY CURRAN	58	5.07	58	0
174 LOIS ANN ENGBRETSON	51	4.46	51	0
175 LEAH FARRIS	41	3.58	41	0
176 JAMIE HUDGINS.	33	2.88	33	0
177 GARY R. KOPP	61	5.33	61	0
178 RYAN LYNCH.	68	5.94	68	0
179 JASPER MAY III	56	4.90	56	0
180 JERRY MCHUGH	46	4.02	46	0
181 LISA NOEL-GILL	44	3.85	44	0
182 DAVID REINHARDT	52	4.55	52	0
183 BARBARA ANN REYNOLDS	43	3.76	43	0
184 LYNN RHODEA	64	5.59	64	0
185 D. ERIC SCHANSBERG	51	4.46	51	0
186 TONY SINGLETON	43	3.76	43	0
187 R. MONTY SNELLING	50	4.37	50	0
188 MICHAEL R. VAUGHN	39	3.41	39	0
189 WIN WALKER, JR.	44	3.85	44	0
190 ABBIE L. ZASTAWNY	39	3.41	39	0
191 EDWARD "ED Z." ZASTAWNY	37	3.23	37	0

STATE DEL DIST 2				
Vote For 5				
200 ALLEN (JAMES) BOTTORFF.	59	14.43	59	0
201 R. THOMAS LOWE	74	18.09	74	0
202 DONALD M. STAHL	97	23.72	97	0
203 JIM ULASZEK	54	13.20	54	0
204 MARTINA WEBSTER	71	17.36	71	0
205 KEVIN G. WELZ.	54	13.20	54	0

RUN DATE:05/08/12 08:45 PM

REPORT-EL30A PAGE 0058-04

0058 SILVER CREEK 4

	TOTAL VOTES	%	EAGLES	IVO'S
PRESIDENT				
Vote For 1				
105 BARACK OBAMA	67	100.00	67	0
US SENATOR				
Vote For 1				
108 JOE DONNELLY	72	100.00	72	0
GOVERNOR				
Vote For 1				
110 JOHN R. GREGG.	74	100.00	74	0
US REP IN CONG DIST 9				
Vote For 1				
112 JONATHAN GEORGE	8	9.88	8	0
113 JOHN GRIFFIN MILLER.	3	3.70	3	0
114 JOHN W. TILFORD	5	6.17	5	0
115 ROBERT WINNINGHAM	33	40.74	33	0
116 SHELLI YODER	32	39.51	32	0
STATE REP DISTRICT 70				
Vote For 1				
119 ALVA J. "JIM" KINCAID JR..	30	37.97	30	0
120 TERRY L. MILLER	49	62.03	49	0
JUDGE CIRCUIT 4				
Vote For 1				
124 VICKI L. CARMICHAEL.	74	100.00	74	0
CORONER				
Vote For 1				
127 JOHN HALL	66	100.00	66	0
COMM DIST 1				
Vote For 1				
129 ED MEYER	69	100.00	69	0
COMM DIST 2				
Vote For 1				
131 LES YOUNG	60	100.00	60	0

RUN DATE:05/08/12 08:45 PM

REPORT-EL30A PAGE 0058-05

0058 SILVER CREEK 4

	TOTAL VOTES	%	EAGLES	IVO'S
--	-------------	---	--------	-------

COUNCIL AT-LARGE

Vote For 3

138 DAVID RAY ABBOTT.	31	15.50	31	0
139 CHARLES KING	20	10.00	20	0
140 SUSAN POPP.	57	28.50	57	0
141 BRENDA ROSS	40	20.00	40	0
142 PERRY SMITH	26	13.00	26	0
143 KEVIN L. VISSING.	26	13.00	26	0

WE, THE UNDERSIGNED, DO HEREBY CERTIFY
THAT THE ABOVE RESULTS ARE A TRUE AND
ACCURATE ACCOUNT OF ALL BALLOTS COUNTED
AND THAT ALL COUNTERS WERE ZERO (0)
WHEN THE POLLS OPENED AND THAT THE
ELECTION WAS HELD IN ACCORDANCE WITH
THE LAWS OF THE STATE.

ELECTION JUDGE

ELECTION JUDGE

ELECTION JUDGE

RUN DATE:05/08/12 08:45 PM

REPORT-EL30A PAGE 0059-01

0059 SILVER CREEK 5

	TOTAL VOTES	%	EAGLES	IVO'S
REGISTERED VOTERS - TOTAL	927			
BALLOTS CAST - TOTAL	77		77	0
BALLOTS CAST - REPUBLICAN	57	74.03	57	0
BALLOTS CAST - DEMOCRATIC	20	25.97	20	0
VOTER TURNOUT - TOTAL		8.31		

RUN DATE:05/08/12 08:45 PM

REPORT-EL30A PAGE 0059-02

0059 SILVER CREEK 5

TOTAL VOTES % EAGLES IVO'S

PRESIDENT

Vote For 1

101 NEWT GINGRICH.	3	5.66	3	0
102 RON PAUL	16	30.19	16	0
103 MITT ROMNEY	27	50.94	27	0
104 RICK SANTORUM.	7	13.21	7	0

US SENATOR

Vote For 1

106 RICHARD G. LUGAR.	11	20.00	11	0
107 RICHARD E. MOURDOCK.	44	80.00	44	0

GOVERNOR

Vote For 1

109 MIKE PENCE.	47	100.00	47	0
-------------------------	----	--------	----	---

US REP IN CONG DIST 9

Vote For 1

111 TODD YOUNG.	49	100.00	49	0
-------------------------	----	--------	----	---

STATE REP DISTRICT 70

Vote For 1

118 RHONDA J. RHOADS.	43	100.00	43	0
-------------------------------	----	--------	----	---

JUDGE CIRCUIT 4

Vote For 1

NO CANDIDATE POSITION	0		0	0
---------------------------------	---	--	---	---

CORONER

Vote For 1

125 TERRY CONWAY	20	43.48	20	0
126 MARK A. GOODLETT.	26	56.52	26	0

COMM DIST 1

Vote For 1

128 RICK STEPHENSON	40	100.00	40	0
-------------------------------	----	--------	----	---

COMM DIST 2

Vote For 1

130 JACK A. COFFMAN SR..	40	100.00	40	0
----------------------------------	----	--------	----	---

0059 SILVER CREEK 5

	TOTAL VOTES	%	EAGLES	IVO'S
COUNCIL AT-LARGE				
Vote For 3				
132 RONALD BROGAN	20	20.00	20	0
133 ADAM HUTCHINSON	8	8.00	8	0
134 KELLY L. KHURI	29	29.00	29	0
135 CHUCK LATHAM	16	16.00	16	0
136 RYAN LYNCH.	11	11.00	11	0
137 MAC MCINTOSH	16	16.00	16	0

STATE DEL AT-LARGE

	TOTAL VOTES	%	EAGLES	IVO'S
Vote For 18				
168 ORRIS BENDER	13	3.21	13	0
169 MARVIN E. BOSTOCK JR.	16	3.95	16	0
170 RUSSELL BROOKSBANK	13	3.21	13	0
171 CAROLE CARTER.	22	5.43	22	0
172 E. WAYNE CARTER	13	3.21	13	0
173 KELLEY CURRAN.	25	6.17	25	0
174 LOIS ANN ENGBRETSON	15	3.70	15	0
175 LEAH FARRIS	16	3.95	16	0
176 JAMIE HUDGINS.	14	3.46	14	0
177 GARY R. KOPP	19	4.69	19	0
178 RYAN LYNCH.	17	4.20	17	0
179 JASPER MAY III	18	4.44	18	0
180 JERRY MCHUGH	14	3.46	14	0
181 LISA NOEL-GILL	20	4.94	20	0
182 DAVID REINHARDT	14	3.46	14	0
183 BARBARA ANN REYNOLDS	20	4.94	20	0
184 LYNN RHODEA	21	5.19	21	0
185 D. ERIC SCHANSBERG	18	4.44	18	0
186 TONY SINGLETON	14	3.46	14	0
187 R. MONTY SNELLING	24	5.93	24	0
188 MICHAEL R. VAUGHN	11	2.72	11	0
189 WIN WALKER, JR.	18	4.44	18	0
190 ABBIE L. ZASTAWNY	15	3.70	15	0
191 EDWARD "ED Z." ZASTAWNY	15	3.70	15	0

STATE DEL DIST 2

	TOTAL VOTES	%	EAGLES	IVO'S
Vote For 5				
200 ALLEN (JAMES) BÖTTORFF.	22	15.28	22	0
201 R. THOMAS LOWE	29	20.14	29	0
202 DONALD M. STAHL	28	19.44	28	0
203 JIM ULASZEK	18	12.50	18	0
204 MARTINA WEBSTER	28	19.44	28	0
205 KEVIN G. WELZ.	19	13.19	19	0

PREC REPORT-GROUP DETAIL

CLARK COUNTY, INDIANA
 PRIMARY ELECTION
 MAY 08, 2012
 DEMOCRATIC

Unofficial Results

RUN DATE:05/08/12 08:45 PM

REPORT-EL30A PAGE 0059-04

0059 SILVER CREEK 5

	TOTAL VOTES	%	EAGLES	IVO'S
PRESIDENT				
Vote For 1				
105 BARACK OBAMA	16	100.00	16	0
US SENATOR				
Vote For 1				
108 JOE DONNELLY	16	100.00	16	0
GOVERNOR				
Vote For 1				
110 JOHN R. GREGG.	18	100.00	18	0
US REP IN CONG DIST 9				
Vote For 1				
112 JONATHAN GEORGE	6	31.58	6	0
113 JOHN GRIFFIN MILLER.	3	15.79	3	0
114 JOHN W. TILFORD	1	5.26	1	0
115 ROBERT WINNINGHAM	3	15.79	3	0
116 SHELLI YODER	6	31.58	6	0
STATE REP DISTRICT 70				
Vote For 1				
119 ALVA J. "JIM" KINCAID JR..	10	50.00	10	0
120 TERRY L. MILLER	10	50.00	10	0
JUDGE CIRCUIT 4				
Vote For 1				
124 VICKI L. CARMICHAEL.	19	100.00	19	0
CORONER				
Vote For 1				
127 JOHN HALL	19	100.00	19	0
COMM DIST 1				
Vote For 1				
129 ED MEYER	18	100.00	18	0
COMM DIST 2				
Vote For 1				
131 LES YOUNG	18	100.00	18	0

PREC REPORT-GROUP DETAIL

CLARK COUNTY, INDIANA
PRIMARY ELECTION
MAY 08, 2012
DEMOCRATIC

Unofficial Results

RUN DATE:05/08/12 08:45 PM

REPORT-EL30A PAGE 0059-05

0059 SILVER CREEK 5

	TOTAL VOTES	%	EAGLES	IVO'S
COUNCIL AT-LARGE				
Vote For 3				
138 DAVID RAY ABBOTT.	7	13.21	7	0
139 CHARLES KING	6	11.32	6	0
140 SUSAN POPP.	14	26.42	14	0
141 BRENDA ROSS	10	18.87	10	0
142 PERRY SMITH	6	11.32	6	0
143 KEVIN L. VISSING.	10	18.87	10	0

WE, THE UNDERSIGNED, DO HEREBY CERTIFY
THAT THE ABOVE RESULTS ARE A TRUE AND
ACCURATE ACCOUNT OF ALL BALLOTS COUNTED
AND THAT ALL COUNTERS WERE ZERO (0)
WHEN THE POLLS OPENED AND THAT THE
ELECTION WAS HELD IN ACCORDANCE WITH
THE LAWS OF THE STATE.

ELECTION JUDGE

ELECTION JUDGE

ELECTION JUDGE

PREC REPORT-GROUP DETAIL

CLARK COUNTY, INDIANA
PRIMARY ELECTION
MAY 08, 2012
STATISTICS

Unofficial Results

RUN DATE:05/08/12 08:45 PM

REPORT-EL30A PAGE 0060-01

0060 SILVER CREEK 6

	TOTAL VOTES	%	EAGLES	IVO'S
REGISTERED VOTERS - TOTAL	1,724			
BALLOTS CAST - TOTAL	255		255	0
BALLOTS CAST - REPUBLICAN	164	64.31	164	0
BALLOTS CAST - DEMOCRATIC	91	35.69	91	0
VOTER TURNOUT - TOTAL		14.79		

PREC REPORT-GROUP DETAIL

CLARK COUNTY, INDIANA
 PRIMARY ELECTION
 MAY 08, 2012
 REPUBLICAN

Unofficial Results

RUN DATE:05/08/12 08:45 PM

REPORT-EL30A PAGE 0060-02

0060 SILVER CREEK 6

	TOTAL VOTES	%	EAGLES	IVO'S
PRESIDENT				
Vote For 1				
101 NEWT GINGRICH.	10	6.54	10	0
102 RON PAUL	31	20.26	31	0
103 MITT ROMNEY	95	62.09	95	0
104 RICK SANTORUM.	17	11.11	17	0
US SENATOR				
Vote For 1				
106 RICHARD G. LUGAR.	43	26.71	43	0
107 RICHARD E. MOURDOCK.	118	73.29	118	0
GOVERNOR				
Vote For 1				
109 MIKE PENCE.	127	100.00	127	0
US REP IN CONG DIST 9				
Vote For 1				
111 TODD YOUNG.	130	100.00	130	0
STATE REP DISTRICT 70				
Vote For 1				
118 RHONDA J. RHOADS.	123	100.00	123	0
JUDGE CIRCUIT 4				
Vote For 1				
NO CANDIDATE POSITION	0		0	0
CORONER				
Vote For 1				
125 TERRY CONWAY	69	57.02	69	0
126 MARK A. GOODLETT.	52	42.98	52	0
COMM DIST 1				
Vote For 1				
128 RICK STEPHENSON	112	100.00	112	0
COMM DIST 2				
Vote For 1				
130 JACK A. COFFMAN SR..	121	100.00	121	0

0060 SILVER CREEK 6

	TOTAL VOTES	%	EAGLES	IVO'S
COUNCIL AT-LARGE				
Vote For 3				
132 RONALD BROGAN	39	12.38	39	0
133 ADAM HUTCHINSON	48	15.24	48	0
134 KELLY L. KHURI	89	28.25	89	0
135 CHUCK LATHAM	46	14.60	46	0
136 RYAN LYNCH.	56	17.78	56	0
137 MAC MCINTOSH	37	11.75	37	0

STATE DEL AT-LARGE

	TOTAL VOTES	%	EAGLES	IVO'S
Vote For 18				
168 ORRIS BENDER	33	3.09	33	0
169 MARVIN E. BOSTOCK JR.	58	5.43	58	0
170 RUSSELL BROOKSBANK	39	3.65	39	0
171 CAROLE CARTER.	42	3.93	42	0
172 E. WAYNE CARTER	46	4.30	46	0
173 KELLEY CURRAN.	48	4.49	48	0
174 LOIS ANN ENGBRETSON	53	4.96	53	0
175 LEAH FARRIS	47	4.40	47	0
176 JAMIE HUDGINS.	37	3.46	37	0
177 GARY R. KOPP	61	5.71	61	0
178 RYAN LYNCH.	51	4.77	51	0
179 JASPER MAY III	33	3.09	33	0
180 JERRY MCHUGH	39	3.65	39	0
181 LISA NOEL-GILL	44	4.12	44	0
182 DAVID REINHARDT	57	5.33	57	0
183 BARBARA ANN REYNOLDS	50	4.68	50	0
184 LYNN RHODEA	41	3.84	41	0
185 D. ERIC SCHANSBERG	39	3.65	39	0
186 TONY SINGLETON	47	4.40	47	0
187 R. MONTY SNEILING	71	6.64	71	0
188 MICHAEL R. VAUGHN	33	3.09	33	0
189 WIN WALKER, JR.	40	3.74	40	0
190 ABBIE L. ZASTAWNY	29	2.71	29	0
191 EDWARD "ED Z." ZASTAWNY	31	2.90	31	0

STATE DEL DIST 2

	TOTAL VOTES	%	EAGLES	IVO'S
Vote For 5				
200 ALLEN (JAMES) BOTTORFF.	66	17.93	66	0
201 R. THOMAS LOWE	76	20.65	76	0
202 DONALD M. STAHL	64	17.39	64	0
203 JIM ULASZEK	40	10.87	40	0
204 MARTINA WEBSTER	72	19.57	72	0
205 KEVIN G. WELZ.	50	13.59	50	0

PREC REPORT-GROUP DETAIL

CLARK COUNTY, INDIANA
 PRIMARY ELECTION
 MAY 08, 2012
 DEMOCRATIC

Unofficial Results

RUN DATE:05/08/12 08:45 PM

REPORT-EL30A PAGE 0060-04

0060 SILVER CREEK 6

	TOTAL VOTES	%	EAGLES	IVO'S
PRESIDENT				
Vote For 1				
105 BARACK OBAMA	62	100.00	62	0
US SENATOR				
Vote For 1				
108 JOE DONNELLY	69	100.00	69	0
GOVERNOR				
Vote For 1				
110 JOHN R. GREGG.	68	100.00	68	0
US REP IN CONG DIST 9				
Vote For 1				
112 JONATHAN GEORGE	9	11.25	9	0
113 JOHN GRIFFIN MILLER.	3	3.75	3	0
114 JOHN W. TILFORD	5	6.25	5	0
115 ROBERT WINNINGHAM	37	46.25	37	0
116 SHELLI YODER	26	32.50	26	0
STATE REP DISTRICT 70				
Vote For 1				
119 ALVA J. "JIM" KINCAID JR..	24	31.17	24	0
120 TERRY L. MILLER	53	68.83	53	0
JUDGE CIRCUIT 4				
Vote For 1				
124 VICKI L. CARMICHAEL.	74	100.00	74	0
CORONER				
Vote For 1				
127 JOHN HALL	71	100.00	71	0
COMM DIST 1				
Vote For 1				
129 ED MEYER	68	100.00	68	0
COMM DIST 2				
Vote For 1				
131 LES YOUNG	67	100.00	67	0

RUN DATE:05/08/12 08:45 PM

REPORT-EL30A PAGE 0060-05

0060 SILVER CREEK 6

	TOTAL VOTES	%	EAGLES	IVO'S
COUNCIL AT-LARGE				
Vote For 3				
138 DAVID RAY ABBOTT.	33	15.21	33	0
139 CHARLES KING	14	6.45	14	0
140 SUSAN POPP.	61	28.11	61	0
141 BRENDA ROSS	29	13.36	29	0
142 PERRY SMITH	40	18.43	40	0
143 KEVIN L. VISSING.	40	18.43	40	0

WE, THE UNDERSIGNED, DO HEREBY CERTIFY
THAT THE ABOVE RESULTS ARE A TRUE AND
ACCURATE ACCOUNT OF ALL BALLOTS COUNTED
AND THAT ALL COUNTERS WERE ZERO (0)
WHEN THE POLLS OPENED AND THAT THE
ELECTION WAS HELD IN ACCORDANCE WITH
THE LAWS OF THE STATE.

ELECTION JUDGE

ELECTION JUDGE

ELECTION JUDGE

PREC REPORT-GROUP DETAIL

CLARK COUNTY, INDIANA
PRIMARY ELECTION
MAY 08, 2012
STATISTICS

Unofficial Results

RUN DATE:05/08/12 08:45 PM

REPORT-EL30A PAGE 0061-01

0061 SILVER CREEK 7

	TOTAL VOTES	%	EAGLES	IVO'S
REGISTERED VOTERS - TOTAL	455			
BALLOTS CAST - TOTAL	76		76	0
BALLOTS CAST - REPUBLICAN	60	78.95	60	0
BALLOTS CAST - DEMOCRATIC	16	21.05	16	0
VOTER TURNOUT - TOTAL		16.70		

RUN DATE:05/08/12 08:45 PM

REPORT-EL30A PAGE 0061-02

0061 SILVER CREEK 7

	TOTAL VOTES	%	EAGLES	IVO'S
PRESIDENT				
Vote For 1				
101 NEWT GINGRICH.	1	1.79	1	0
102 RON PAUL	6	10.71	6	0
103 MITT ROMNEY	43	76.79	43	0
104 RICK SANTORUM.	6	10.71	6	0
US SENATOR				
Vote For 1				
106 RICHARD G. LUGAR.	17	28.33	17	0
107 RICHARD E. MOURDOCK.	43	71.67	43	0
GOVERNOR				
Vote For 1				
109 MIKE PENCE.	49	100.00	49	0
US REP IN CONG DIST 9				
Vote For 1				
111 TODD YOUNG.	52	100.00	52	0
STATE REP DISTRICT 70				
Vote For 1				
118 RHONDA J. RHOADS.	45	100.00	45	0
JUDGE CIRCUIT 4				
Vote For 1				
NO CANDIDATE POSITION	0		0	0
CORONER				
Vote For 1				
125 TERRY CONWAY	23	46.94	23	0
126 MARK A. GOODLETT.	26	53.06	26	0
COMM DIST 1				
Vote For 1				
128 RICK STEPHENSON	48	100.00	48	0
COMM DIST 2				
Vote For 1				
130 JACK A. COFFMAN SR..	46	100.00	46	0

0061 SILVER CREEK 7

	TOTAL VOTES	%	EAGLES	IVO'S
COUNCIL AT-LARGE				
Vote For 3				
132 RONALD BROGAN	19	14.62	19	0
133 ADAM HUTCHINSON	18	13.85	18	0
134 KELLY L. KHURI	44	33.85	44	0
135 CHUCK LATHAM	16	12.31	16	0
136 RYAN LYNCH	17	13.08	17	0
137 MAC MCINTOSH	16	12.31	16	0

STATE DEL AT-LARGE

	TOTAL VOTES	%	EAGLES	IVO'S
Vote For 18				
168 ORRIS BENDER	13	3.19	13	0
169 MARVIN E. BOSTOCK JR.	17	4.17	17	0
170 RUSSELL BROOKSBANK	11	2.70	11	0
171 CAROLE CARTER	18	4.41	18	0
172 E. WAYNE CARTER	15	3.68	15	0
173 KELLEY CURRAN	16	3.92	16	0
174 LOIS ANN ENGBRETSON	21	5.15	21	0
175 LEAH FARRIS	18	4.41	18	0
176 JAMIE HUDGINS	11	2.70	11	0
177 GARY R. KOPP	22	5.39	22	0
178 RYAN LYNCH	24	5.88	24	0
179 JASPER MAY III	14	3.43	14	0
180 JERRY MCHUGH	18	4.41	18	0
181 LISA NOEL-GILL	15	3.68	15	0
182 DAVID REINHARDT	22	5.39	22	0
183 BARBARA ANN REYNOLDS	17	4.17	17	0
184 LYNN RHODEA	19	4.66	19	0
185 D. ERIC SCHANSBERG	21	5.15	21	0
186 TONY SINGLETON	20	4.90	20	0
187 R. MONTY SNELLING	24	5.88	24	0
188 MICHAEL R. VAUGHN	13	3.19	13	0
189 WIN WALKER, JR.	18	4.41	18	0
190 ABBIE L. ZASTAWNY	9	2.21	9	0
191 EDWARD "ED Z." ZASTAWNY	12	2.94	12	0

STATE DEL DIST 2

	TOTAL VOTES	%	EAGLES	IVO'S
Vote For 5				
200 ALLEN (JAMES) BOTTORFF	30	18.75	30	0
201 R. THOMAS LOWE	29	18.13	29	0
202 DONALD M. STAHL	25	15.63	25	0
203 JIM ULASZEK	15	9.38	15	0
204 MARTINA WEBSTER	35	21.88	35	0
205 KEVIN G. WELZ	26	16.25	26	0

PREC REPORT-GROUP DETAIL

CLARK COUNTY, INDIANA
 PRIMARY ELECTION
 MAY 08, 2012
 DEMOCRATIC

Unofficial Results

RUN DATE:05/08/12 08:45 PM

REPORT-EL30A PAGE 0061-04

0061 SILVER CREEK 7

	TOTAL VOTES	%	EAGLES	IVO'S
PRESIDENT				
Vote For 1				
105 BARACK OBAMA	10	100.00	10	0
US SENATOR				
Vote For 1				
108 JOE DONNELLY	12	100.00	12	0
GOVERNOR				
Vote For 1				
110 JOHN R. GREGG.	11	100.00	11	0
US REP IN CONG DIST 9				
Vote For 1				
112 JONATHAN GEORGE	1	7.14	1	0
113 JOHN GRIFFIN MILLER.	2	14.29	2	0
114 JOHN W. TILFORD	0		0	0
115 ROBERT WINNINGHAM	3	21.43	3	0
116 SHELLI YODER	8	57.14	8	0
STATE REP DISTRICT 70				
Vote For 1				
119 ALVA J. "JIM" KINCAID JR..	4	33.33	4	0
120 TERRY L. MILLER	8	66.67	8	0
JUDGE CIRCUIT 4				
Vote For 1				
124 VICKI L. CARMICHAEL.	11	100.00	11	0
CORONER				
Vote For 1				
127 JOHN HALL	12	100.00	12	0
COMM DIST 1				
Vote For 1				
129 ED MEYER	11	100.00	11	0
COMM DIST 2				
Vote For 1				
131 LES YOUNG	11	100.00	11	0

RUN DATE:05/08/12 08:45 PM

REPORT-EL30A PAGE 0061-05

0061 SILVER CREEK 7

	TOTAL VOTES	%	EAGLES	IVO'S
COUNCIL AT-LARGE				
Vote For 3				
138 DAVID RAY ABBOTT.	7	18.92	7	0
139 CHARLES KING	2	5.41	2	0
140 SUSAN POPP.	11	29.73	11	0
141 BRENDA ROSS	8	21.62	8	0
142 PERRY SMITH	4	10.81	4	0
143 KEVIN L. VISSING.	5	13.51	5	0

WE, THE UNDERSIGNED, DO HEREBY CERTIFY
THAT THE ABOVE RESULTS ARE A TRUE AND
ACCURATE ACCOUNT OF ALL BALLOTS COUNTED
AND THAT ALL COUNTERS WERE ZERO (0)
WHEN THE POLLS OPENED AND THAT THE
ELECTION WAS HELD IN ACCORDANCE WITH
THE LAWS OF THE STATE.

ELECTION JUDGE

ELECTION JUDGE

ELECTION JUDGE

PREC REPORT-GROUP DETAIL

CLARK COUNTY, INDIANA
PRIMARY ELECTION
MAY 08, 2012
STATISTICS

Unofficial Results

RUN DATE:05/08/12 08:45 PM

REPORT-EL30A PAGE 0062-01

0062 SILVER CRK/CLARKSVILLE 43

	TOTAL VOTES	%	EAGLES	IVO'S
REGISTERED VOTERS - TOTAL	1,970			
BALLOTS CAST - TOTAL	320		320	0
BALLOTS CAST - REPUBLICAN	248	77.50	248	0
BALLOTS CAST - DEMOCRATIC	72	22.50	72	0
VOTER TURNOUT - TOTAL		16.24		

RUN DATE:05/08/12 08:45 PM

REPORT-EL30A PAGE 0062-02

0062 SILVER CRK/CLARKSVILLE 43

	TOTAL VOTES	%	EAGLES	IVO'S
PRESIDENT				
Vote For 1				
101 NEWT GINGRICH.	10	4.26	10	0
102 RON PAUL	37	15.74	37	0
103 MITT ROMNEY	158	67.23	158	0
104 RICK SANTORUM.	30	12.77	30	0
US SENATOR				
Vote For 1				
106 RICHARD G. LUGAR.	67	27.13	67	0
107 RICHARD E. MOURDOCK.	180	72.87	180	0
GOVERNOR				
Vote For 1				
109 MIKE PENCE.	200	100.00	200	0
US REP IN CONG DIST 9				
Vote For 1				
111 TODD YOUNG.	209	100.00	209	0
STATE REP DISTRICT 70				
Vote For 1				
118 RHONDA J. RHOADS.	192	100.00	192	0
JUDGE CIRCUIT 4				
Vote For 1				
NO CANDIDATE POSITION	0		0	0
CORONER				
Vote For 1				
125 TERRY CONWAY	88	47.06	88	0
126 MARK A. GOODLETT.	99	52.94	99	0
COMM DIST 1				
Vote For 1				
128 RICK STEPHENSON	166	100.00	166	0
COMM DIST 2				
Vote For 1				
130 JACK A. COFFMAN SR..	176	100.00	176	0

RUN DATE:05/08/12 08:45 PM

0062 SILVER CRK/CLARKSVILLE 43

	TOTAL VOTES	%	EAGLES	IVO'S
COUNCIL AT-LARGE				
Vote For 3				
132 RONALD BROGAN	81	15.98	81	0
133 ADAM HUTCHINSON	81	15.98	81	0
134 KELLY L. KHURI	108	21.30	108	0
135 CHUCK LATHAM	92	18.15	92	0
136 RYAN LYNCH.	87	17.16	87	0
137 MAC MCINTOSH	58	11.44	58	0
STATE DEL AT-LARGE				
Vote For 18				
168 ORRIS BENDER	70	4.00	70	0
169 MARVIN E. BOSTOCK JR.	91	5.21	91	0
170 RUSSELL BROOKSBANK	53	3.03	53	0
171 CAROLE CARTER.	76	4.35	76	0
172 E. WAYNE CARTER	67	3.83	67	0
173 KELLEY CURRAN.	86	4.92	86	0
174 LOIS ANN ENGBRETSON	74	4.23	74	0
175 LEAH FARRIS	77	4.41	77	0
176 JAMIE HUDGINS.	56	3.20	56	0
177 GARY R. KOPP	100	5.72	100	0
178 RYAN LYNCH.	88	5.03	88	0
179 JASPER MAY III	54	3.09	54	0
180 JERRY MCHUGH	66	3.78	66	0
181 LISA NOEL-GILL	71	4.06	71	0
182 DAVID REINHARDT	82	4.69	82	0
183 BARBARA ANN REYNOLDS	75	4.29	75	0
184 LYNN RHODEA	69	3.95	69	0
185 D. ERIC SCHANSBERG	65	3.72	65	0
186 TONY SINGLETON	83	4.75	83	0
187 R. MONTY SNELLING	88	5.03	88	0
188 MICHAEL R. VAUGHN	62	3.55	62	0
189 WIN WALKER, JR.	74	4.23	74	0
190 ABBIE L. ZASTAWNY	60	3.43	60	0
191 EDWARD "ED Z." ZASTAWNY	61	3.49	61	0
STATE DEL DIST 2				
Vote For 5				
200 ALLEN (JAMES) BOTTORFF.	117	19.18	117	0
201 R. THOMAS LOWE	111	18.20	111	0
202 DONALD M. STAHL	113	18.52	113	0
203 JIM ULASZEK	74	12.13	74	0
204 MARTINA WEBSTER	100	16.39	100	0
205 KEVIN G. WELZ.	95	15.57	95	0

PREC REPORT-GROUP DETAIL

CLARK COUNTY, INDIANA
 PRIMARY ELECTION
 MAY 08, 2012
 DEMOCRATIC

Unofficial Results

REPORT-EL30A PAGE 0062-04

RUN DATE:05/08/12 08:45 PM

0062 SILVER CRK/CLARKSVILLE 43

	TOTAL VOTES	%	EAGLES	IVO'S
PRESIDENT				
Vote For 1				
105 BARACK OBAMA	58	100.00	58	0
US SENATOR				
Vote For 1				
108 JOE DONNELLY	56	100.00	56	0
GOVERNOR				
Vote For 1				
110 JOHN R. GREGG.	59	100.00	59	0
US REP IN CONG DIST 9				
Vote For 1				
112 JONATHAN GEORGE	2	3.03	2	0
113 JOHN GRIFFIN MILLER.	6	9.09	6	0
114 JOHN W. TILFORD	8	12.12	8	0
115 ROBERT WINNINGHAM	15	22.73	15	0
116 SHELLI YODER	35	53.03	35	0
STATE REP DISTRICT 70				
Vote For 1				
119 ALVA J. "JIM" KINCAID JR..	14	23.73	14	0
120 TERRY L. MILLER	45	76.27	45	0
JUDGE CIRCUIT 4				
Vote For 1				
124 VICKI L. CARMICHAEL.	59	100.00	59	0
CORONER				
Vote For 1				
127 JOHN HALL	60	100.00	60	0
COMM DIST 1				
Vote For 1				
129 ED MEYER	57	100.00	57	0
COMM DIST 2				
Vote For 1				
131 LES YOUNG	56	100.00	56	0

PREC REPORT-GROUP DETAIL

CLARK COUNTY, INDIANA
PRIMARY ELECTION
MAY 08, 2012
DEMOCRATIC

Unofficial Results

RUN DATE:05/08/12 08:45 PM

REPORT-EL30A PAGE 0062-05

0062 SILVER CRK/CLARKSVILLE 43

	TOTAL VOTES	%	EAGLES	IVO'S
COUNCIL AT-LARGE				
Vote For 3				
138 DAVID RAY ABBOTT.	26	15.66	26	0
139 CHARLES KING	17	10.24	17	0
140 SUSAN POPP.	43	25.90	43	0
141 BRENDA ROSS	31	18.67	31	0
142 PERRY SMITH	18	10.84	18	0
143 KEVIN L. VISSING.	31	18.67	31	0

WE, THE UNDERSIGNED, DO HEREBY CERTIFY
THAT THE ABOVE RESULTS ARE A TRUE AND
ACCURATE ACCOUNT OF ALL BALLOTS COUNTED
AND THAT ALL COUNTERS WERE ZERO (0)
WHEN THE POLLS OPENED AND THAT THE
ELECTION WAS HELD IN ACCORDANCE WITH
THE LAWS OF THE STATE.

ELECTION JUDGE

ELECTION JUDGE

ELECTION JUDGE

PREC REPORT-GROUP DETAIL

RUN DATE:05/08/12 08:45 PM

0063 UNION 1

CLARK COUNTY, INDIANA
PRIMARY ELECTION
MAY 08, 2012
STATISTICS

Unofficial Results

REPORT-EL30A PAGE 0063-01

	TOTAL VOTES	%	EAGLES	IVO'S
REGISTERED VOTERS - TOTAL	2,478			
BALLOTS CAST - TOTAL	312		312	0
BALLOTS CAST - REPUBLICAN	213	68.27	213	0
BALLOTS CAST - DEMOCRATIC	99	31.73	99	0
VOTER TURNOUT - TOTAL		12.59		

PREC REPORT-GROUP DETAIL

CLARK COUNTY, INDIANA
PRIMARY ELECTION
MAY 08, 2012
REPUBLICAN

Unofficial Results

REPORT-EL30A PAGE 0063-02

RUN DATE:05/08/12 08:45 PM

0063 UNION 1

TOTAL VOTES % EAGLES IVO'S

PRESIDENT

Vote For 1				
101 NEWT GINGRICH.	13	6.28	13	0
102 RON PAUL	39	18.84	39	0
103 MITT ROMNEY	128	61.84	128	0
104 RICK SANTORUM.	27	13.04	27	0

US SENATOR

Vote For 1				
106 RICHARD G. LUGAR.	46	21.90	46	0
107 RICHARD E. MOURDOCK.	164	78.10	164	0

GOVERNOR

Vote For 1				
109 MIKE PENCE.	174	100.00	174	0

US REP IN CONG DIST 9

Vote For 1				
111 TODD YOUNG.	183	100.00	183	0

STATE REP DISTRICT 73

Vote For 1				
122 STEVE DAVISSON	154	100.00	154	0

JUDGE CIRCUIT 4

Vote For 1				
NO CANDIDATE POSITION	0		0	0

CORONER

Vote For 1				
125 TERRY CONWAY	78	46.15	78	0
126 MARK A. GOODLETT.	91	53.85	91	0

COMM DIST 1

Vote For 1				
128 RICK STEPHENSON	148	100.00	148	0

COMM DIST 2

Vote For 1				
130 JACK A. COFFMAN SR..	148	100.00	148	0

PREC REPORT-GROUP DETAIL

CLARK COUNTY, INDIANA
 PRIMARY ELECTION
 MAY 08, 2012
 REPUBLICAN

Unofficial Results

REPORT-EL30A PAGE 0063-03

RUN DATE:05/08/12 08:45 PM

0063 UNION 1

	TOTAL VOTES	%	EAGLES	IVO'S
COUNCIL AT-LARGE				
Vote For 3				
132 RONALD BROGAN	60	15.58	60	0
133 ADAM HUTCHINSON	62	16.10	62	0
134 KELLY L. KHURI	83	21.56	83	0
135 CHUCK LATHAM	53	13.77	53	0
136 RYAN LYNCH	65	16.88	65	0
137 MAC MCINTOSH	62	16.10	62	0

STATE DEL AT-LARGE

	TOTAL VOTES	%	EAGLES	IVO'S
Vote For 18				
168 ORRIS BENDER	49	3.57	49	0
169 MARVIN E. BOSTOCK JR.	73	5.32	73	0
170 RUSSELL BROOKSBANK	45	3.28	45	0
171 CAROLE CARTER	53	3.87	53	0
172 E. WAYNE CARTER	54	3.94	54	0
173 KELLEY CURRAN	65	4.74	65	0
174 LOIS ANN ENGBRETSON	58	4.23	58	0
175 LEAH FARRIS	63	4.60	63	0
176 JAMIE HUDGINS	46	3.36	46	0
177 GARY R. KOPP	72	5.25	72	0
178 RYAN LYNCH	69	5.03	69	0
179 JASPER MAY III	50	3.65	50	0
180 JERRY MCHUGH	57	4.16	57	0
181 LISA NOEL-GILL	63	4.60	63	0
182 DAVID REINHARDT	64	4.67	64	0
183 BARBARA ANN REYNOLDS	56	4.08	56	0
184 LYNN RHODEA	63	4.60	63	0
185 D. ERIC SCHANSBERG	46	3.36	46	0
186 TONY SINGLETON	61	4.45	61	0
187 R. MONTY SNELLING	70	5.11	70	0
188 MICHAEL R. VAUGHN	50	3.65	50	0
189 WIN WALKER, JR.	59	4.30	59	0
190 ABBIE L. ZASTAWNY	47	3.43	47	0
191 EDWARD "ED Z." ZASTAWNY	38	2.77	38	0

STATE DEL DIST 2

	TOTAL VOTES	%	EAGLES	IVO'S
Vote For 5				
200 ALLEN (JAMES) BOTTORFF	96	20.17	96	0
201 R. THOMAS LOWE	90	18.91	90	0
202 DONALD M. STAHL	81	17.02	81	0
203 JIM ULASZEK	55	11.55	55	0
204 MARTINA WEBSTER	82	17.23	82	0
205 KEVIN G. WELZ	72	15.13	72	0

PREC REPORT-GROUP DETAIL

CLARK COUNTY, INDIANA
 PRIMARY ELECTION
 MAY 08, 2012
 DEMOCRATIC

Unofficial Results

RUN DATE:05/08/12 08:45 PM

REPORT-EL30A PAGE 0063-04

0063 UNION 1	TOTAL VOTES	%	EAGLES	IVO'S
PRESIDENT				
Vote For 1				
105 BARACK OBAMA	72	100.00	72	0
US SENATOR				
Vote For 1				
108 JOE DONNELLY	79	100.00	79	0
GOVERNOR				
Vote For 1				
110 JOHN R. GREGG.	81	100.00	81	0
US REP IN CONG DIST 9				
Vote For 1				
112 JONATHAN GEORGE	14	16.47	14	0
113 JOHN GRIFFIN MILLER.	2	2.35	2	0
114 JOHN W. TILFORD	12	14.12	12	0
115 ROBERT WINNINGHAM	20	23.53	20	0
116 SHELLI YODER	37	43.53	37	0
STATE REP DISTRICT 73				
Vote For 1				
123 SANDRA BLANTON	73	100.00	73	0
JUDGE CIRCUIT 4				
Vote For 1				
124 VICKI L. CARMICHAEL.	86	100.00	86	0
CORONER				
Vote For 1				
127 JOHN HALL	81	100.00	81	0
COMM DIST 1				
Vote For 1				
129 ED MEYER	80	100.00	80	0
COMM DIST 2				
Vote For 1				
131 LES YOUNG	77	100.00	77	0

PREC REPORT-GROUP DETAIL

CLARK COUNTY, INDIANA
PRIMARY ELECTION
MAY 08, 2012
DEMOCRATIC

Unofficial Results

RUN DATE:05/08/12 08:45 PM

REPORT-EL30A PAGE 0063-05

0063 UNION 1

	TOTAL VOTES	%	EAGLES	IVO'S
COUNCIL AT-LARGE				
Vote For 3				
138 DAVID RAY ABBOTT.	45	19.57	45	0
139 CHARLES KING .	20	8.70	20	0
140 SUSAN POPP.	63	27.39	63	0
141 BRENDA ROSS.	38	16.52	38	0
142 PERRY SMITH .	25	10.87	25	0
143 KEVIN L. VISSING.	39	16.96	39	0

WE, THE UNDERSIGNED, DO HEREBY CERTIFY
THAT THE ABOVE RESULTS ARE A TRUE AND
ACCURATE ACCOUNT OF ALL BALLOTS COUNTED
AND THAT ALL COUNTERS WERE ZERO (0)
WHEN THE POLLS OPENED AND THAT THE
ELECTION WAS HELD IN ACCORDANCE WITH
THE LAWS OF THE STATE.

ELECTION JUDGE

ELECTION JUDGE

ELECTION JUDGE

PREC REPORT-GROUP DETAIL

CLARK COUNTY, INDIANA
PRIMARY ELECTION
MAY 08, 2012
STATISTICS

Unofficial Results

RUN DATE:05/08/12 08:45 PM

REPORT-EL30A PAGE 0064-01

0064 UTICA 1

	TOTAL VOTES	%	EAGLES	IVO'S
REGISTERED VOTERS - TOTAL	614			
BALLOTS CAST - TOTAL	131		131	0
BALLOTS CAST - REPUBLICAN	35	26.72	35	0
BALLOTS CAST - DEMOCRATIC	96	73.28	96	0
VOTER TURNOUT - TOTAL		21.34		

PREC REPORT-GROUP DETAIL

CLARK COUNTY, INDIANA
 PRIMARY ELECTION
 MAY 08, 2012
 REPUBLICAN

Unofficial Results

REPORT-EL30A PAGE 0064-02

RUN DATE:05/08/12 08:45 PM

0064 UTICA 1

	TOTAL VOTES	%	EAGLES	IVO'S
PRESIDENT				
Vote For 1				
101 NEWT GINGRICH.	2	5.88	2	0
102 RON PAUL	5	14.71	5	0
103 MITT ROMNEY	20	58.82	20	0
104 RICK SANTORUM.	7	20.59	7	0
US SENATOR				
Vote For 1				
106 RICHARD G. LUGAR.	8	23.53	8	0
107 RICHARD E. MOURDOCK.	26	76.47	26	0
GOVERNOR				
Vote For 1				
109 MIKE PENCE.	27	100.00	27	0
US REP IN CONG DIST 9				
Vote For 1				
111 TODD YOUNG.	30	100.00	30	0
STATE REP DISTRICT 71				
Vote For 1				
NO CANDIDATE POSITION	0		0	0
JUDGE CIRCUIT 4				
Vote For 1				
NO CANDIDATE POSITION	0		0	0
CORONER				
Vote For 1				
125 TERRY CONWAY	17	60.71	17	0
126 MARK A. GOODLETT.	11	39.29	11	0
COMM DIST 1				
Vote For 1				
128 RICK STEPHENSON	24	100.00	24	0
COMM DIST 2				
Vote For 1				
130 JACK A. COFFMAN SR..	23	100.00	23	0

PREC REPORT-GROUP DETAIL

CLARK COUNTY, INDIANA
 PRIMARY ELECTION
 MAY 08, 2012
 REPUBLICAN

Unofficial Results

RUN DATE:05/08/12 08:45 PM

REPORT-EL30A PAGE 0064-03

0064 UTICA 1

	TOTAL VOTES	%	EAGLES	IVO'S
COUNCIL AT-LARGE				
Vote For 3				
132 RONALD BROGAN	10	15.87	10	0
133 ADAM HUTCHINSON	11	17.46	11	0
134 KELLY L. KHURI	11	17.46	11	0
135 CHUCK LATHAM	15	23.81	15	0
136 RYAN LYNCH	8	12.70	8	0
137 MAC MCINTOSH	8	12.70	8	0

STATE DEL AT-LARGE

	TOTAL VOTES	%	EAGLES	IVO'S
Vote For 18				
168 ORRIS BENDER	5	2.78	5	0
169 MARVIN E. BOSTOCK JR.	6	3.33	6	0
170 RUSSELL BROOKSBANK	3	1.67	3	0
171 CAROLE CARTER	9	5.00	9	0
172 E. WAYNE CARTER	6	3.33	6	0
173 KELLEY CURRAN	5	2.78	5	0
174 LOIS ANN ENGBRETSON	5	2.78	5	0
175 LEAH FARRIS	8	4.44	8	0
176 JAMIE HUDGINS	6	3.33	6	0
177 GARY R. KOPP	10	5.56	10	0
178 RYAN LYNCH	7	3.89	7	0
179 JASPER MAY III	4	2.22	4	0
180 JERRY MCHUGH	6	3.33	6	0
181 LISA NOEL-GILL	10	5.56	10	0
182 DAVID REINHARDT	9	5.00	9	0
183 BARBARA ANN REYNOLDS	10	5.56	10	0
184 LYNN RHODEA	6	3.33	6	0
185 D. ERIC SCHANSBERG	5	2.78	5	0
186 TONY SINGLETON	8	4.44	8	0
187 R. MONTY SNELLING	16	8.89	16	0
188 MICHAEL R. VAUGHN	4	2.22	4	0
189 WIN WALKER, JR.	11	6.11	11	0
190 ABBIE L. ZASTAWNY	11	6.11	11	0
191 EDWARD "ED Z." ZASTAWNY	10	5.56	10	0

STATE DEL DIST 3

	TOTAL VOTES	%	EAGLES	IVO'S
Vote For 5				
206 SUE C. ATKINS	8	9.88	8	0
207 WILLIAM W. ATKINS	1	1.23	1	0
208 CHARLES E. BRYANT	9	11.11	9	0
209 JASON B. COCHRAN	4	4.94	4	0
210 MARK A. GOODLETT	14	17.28	14	0
211 ADAM HUTCHINSON	4	4.94	4	0
212 JOHN HUTCHINSON	5	6.17	5	0
213 MARY ANNE HUTCHINSON	4	4.94	4	0
214 BRIAN JONES	7	8.64	7	0
215 KELLY L. KHURI	8	9.88	8	0
216 WILLIAM L. NOEL	8	9.88	8	0
217 ANTHONY J. STEWART	9	11.11	9	0

PREC REPORT-GROUP DETAIL

CLARK COUNTY, INDIANA
PRIMARY ELECTION
MAY 08, 2012
DEMOCRATIC

Unofficial Results

RUN DATE:05/08/12 08:45 PM

REPORT-EL30A PAGE 0064-04

0064 UTICA 1

	TOTAL VOTES	%	EAGLES	IVO'S
PRESIDENT				
Vote For 1				
105 BARACK OBAMA	52	100.00	52	0
US SENATOR				
Vote For 1				
108 JOE DONNELLY	50	100.00	50	0
GOVERNOR				
Vote For 1				
110 JOHN R. GREGG.	50	100.00	50	0
US REP IN CONG DIST 9				
Vote For 1				
112 JONATHAN GEORGE	17	23.94	17	0
113 JOHN GRIFFIN MILLER.	4	5.63	4	0
114 JOHN W. TILFORD	6	8.45	6	0
115 ROBERT WINNINGHAM	18	25.35	18	0
116 SHELLI YODER	26	36.62	26	0
STATE REP DISTRICT 71				
Vote For 1				
121 STEVEN R. STEMLER	76	100.00	76	0
JUDGE CIRCUIT 4				
Vote For 1				
124 VICKI L. CARMICHAEL.	69	100.00	69	0
CORONER				
Vote For 1				
127 JOHN HALL	62	100.00	62	0
COMM DIST 1				
Vote For 1				
129 ED MEYER	56	100.00	56	0
COMM DIST 2				
Vote For 1				
131 LES YOUNG	49	100.00	49	0

0064 UTICA 1

	TOTAL VOTES	%	EAGLES	IVO'S
COUNCIL AT-LARGE				
Vote For 3				
138 DAVID RAY ABBOTT.	34	14.47	34	0
139 CHARLES KING	22	9.36	22	0
140 SUSAN POPP.	30	12.77	30	0
141 BRENDA ROSS	50	21.28	50	0
142 PERRY SMITH	62	26.38	62	0
143 KEVIN L. VISSING.	37	15.74	37	0

WE, THE UNDERSIGNED, DO HEREBY CERTIFY
THAT THE ABOVE RESULTS ARE A TRUE AND
ACCURATE ACCOUNT OF ALL BALLOTS COUNTED
AND THAT ALL COUNTERS WERE ZERO (0)
WHEN THE POLLS OPENED AND THAT THE
ELECTION WAS HELD IN ACCORDANCE WITH
THE LAWS OF THE STATE.

ELECTION JUDGE

ELECTION JUDGE

ELECTION JUDGE

PREC REPORT-GROUP DETAIL

CLARK COUNTY, INDIANA
PRIMARY ELECTION
MAY 08, 2012
STATISTICS

Unofficial Results

RUN DATE:05/08/12 08:45 PM

REPORT-EL30A PAGE 0065-01

0065 UTICA 2

	TOTAL VOTES	%	EAGLES	IVO'S
REGISTERED VOTERS - TOTAL	1,434			
BALLOTS CAST - TOTAL	223		223	0
BALLOTS CAST - REPUBLICAN	125	56.05	125	0
BALLOTS CAST - DEMOCRATIC	98	43.95	98	0
VOTER TURNOUT - TOTAL		15.55		

PREC REPORT-GROUP DETAIL

CLARK COUNTY, INDIANA
 PRIMARY ELECTION
 MAY 08, 2012
 REPUBLICAN

Unofficial Results

REPORT-EL30A PAGE 0065-02

RUN DATE:05/08/12 08:45 PM

0065 UTICA 2

	TOTAL VOTES	%	EAGLES	IVO'S
PRESIDENT				
Vote For 1				
101 NEWT GINGRICH.	9	7.89	9	0
102 RON PAUL	13	11.40	13	0
103 MITT ROMNEY	84	73.68	84	0
104 RICK SANTORUM.	8	7.02	8	0
US SENATOR				
Vote For 1				
106 RICHARD G. LUGAR.	28	22.40	28	0
107 RICHARD E. MOURDOCK.	97	77.60	97	0
GOVERNOR				
Vote For 1				
109 MIKE PENCE.	96	100.00	96	0
US REP IN CONG DIST 9				
Vote For 1				
111 TODD YOUNG.	101	100.00	101	0
STATE REP. DISTRICT 71				
Vote For 1				
NO CANDIDATE POSITION	0		0	0
JUDGE CIRCUIT 4				
Vote For 1				
NO CANDIDATE POSITION	0		0	0
CORONER				
Vote For 1				
125 TERRY CONWAY	51	59.30	51	0
126 MARK A. GOODLETT.	35	40.70	35	0
COMM DIST 1				
Vote For 1				
128 RICK STEPHENSON	83	100.00	83	0
COMM DIST 2				
Vote For 1				
130 JACK A. COFFMAN SR..	81	100.00	81	0

PREC REPORT-GROUP DETAIL

CLARK COUNTY, INDIANA
 PRIMARY ELECTION
 MAY 08, 2012
 REPUBLICAN

Unofficial Results

REPORT-EL30A PAGE 0065-03

RUN DATE:05/08/12 08:45 PM

0065 UTICA 2

COUNCIL AT-LARGE

	TOTAL VOTES	%	EAGLES	IVO'S
Vote For 3	47	18.95	47	0
132 RONALD BROGAN	19	7.66	19	0
133 ADAM HUTCHINSON	59	23.79	59	0
134 KELLY L. KHURI	58	23.39	58	0
135 CHUCK LATHAM	48	19.35	48	0
136 RYAN LYNCH	17	6.85	17	0
137 MAC MCINTOSH				

PC UTICA 02

	TOTAL VOTES	%	EAGLES	IVO'S
Vote For 1	76	73.79	76	0
164 DAVID REINHARDT	27	26.21	27	0
165 LYNN RHODEA				

STATE DEL AT-LARGE

	TOTAL VOTES	%	EAGLES	IVO'S
Vote For 18	17	2.10	17	0
168 ORRIS BENDER	36	4.45	36	0
169 MARVIN E. BOSTOCK JR.	23	2.84	23	0
170 RUSSELL BROOKSBANK	26	3.21	26	0
171 CAROLE CARTER	36	4.45	36	0
172 E. WAYNE CARTER	42	5.19	42	0
173 KELLEY CURRAN	36	4.45	36	0
174 LOIS ANN ENGBRETSON	34	4.20	34	0
175 LEAH FARRIS	21	2.60	21	0
176 JAMIE HUDGINS	33	4.08	33	0
177 GARY R. KOPP	46	5.69	46	0
178 RYAN LYNCH	18	2.22	18	0
179 JASPER MAY III	23	2.84	23	0
180 JERRY MCHUGH	42	5.19	42	0
181 LISA NOEL-GILL	61	7.54	61	0
182 DAVID REINHARDT	22	2.72	22	0
183 BARBARA ANN REYNOLDS	33	4.08	33	0
184 LYNN RHODEA	24	2.97	24	0
185 D. ERIC SCHANSBERG	25	3.09	25	0
186 TONY SINGLETON	58	7.17	58	0
187 R. MONTY SNELLING	19	2.35	19	0
188 MICHAEL R. VAUGHN	47	5.81	47	0
189 WIN WALKER, JR.	44	5.44	44	0
190 ABBIE L. ZASTAWNY	43	5.32	43	0
191 EDWARD "ED Z." ZASTAWNY				

PREC REPORT-GROUP DETAIL

RUN DATE:05/08/12 08:45 PM

0065 UTICA 2

CLARK COUNTY, INDIANA
PRIMARY ELECTION
MAY 08, 2012
REPUBLICAN

Unofficial Results

REPORT-EL30A PAGE 0065-04

	TOTAL VOTES	%	EAGLES	IVO'S
STATE DEL DIST 3				
Vote For 5				
206 SUE C. ATKINS	42	13.82	42	0
207 WILLIAM W. ATKINS	26	8.55	26	0
208 CHARLES E. BRYANT	23	7.57	23	0
209 JASON B. COCHRAN	17	5.59	17	0
210 MARK A. GOODLETT	29	9.54	29	0
211 ADAM HUTCHINSON	14	4.61	14	0
212 JOHN HUTCHINSON	15	4.93	15	0
213 MARY ANNE HUTCHINSON	16	5.26	16	0
214 BRIAN JONES	27	8.88	27	0
215 KELLY L. KHURI	45	14.80	45	0
216 WILLIAM L. NOEL	27	8.88	27	0
217 ANTHONY J. STEWART	23	7.57	23	0

PREC REPORT-GROUP DETAIL

RUN DATE:05/08/12 08:45 PM

CLARK COUNTY, INDIANA
 PRIMARY ELECTION
 MAY 08, 2012
 DEMOCRATIC

Unofficial Results

REPORT-EL30A PAGE 0065-05

0065 UTICA 2

TOTAL VOTES % EAGLES IVO'S

PRESIDENT

Vote For 1
 105 BARACK OBAMA 75 100.00 75 0

US SENATOR

Vote For 1
 108 JOE DONNELLY 72 100.00 72 0

GOVERNOR

Vote For 1
 110 JOHN R. GREGG. 72 100.00 72 0

US REP IN CONG DIST 9

Vote For 1
 112 JONATHAN GEORGE 21 23.86 21 0
 113 JOHN GRIFFIN MILLER. 4 4.55 4 0
 114 JOHN W. TILFORD 3 3.41 3 0
 115 ROBERT WINNINGHAM 28 31.82 28 0
 116 SHELLI YODER 32 36.36 32 0

STATE REP DISTRICT 71

Vote For 1
 121 STEVEN R. STEMLER 81 100.00 81 0

JUDGE CIRCUIT 4

Vote For 1
 124 VICKI L. CARMICHAEL. 82 100.00 82 0

CORONER

Vote For 1
 127 JOHN HALL 76 100.00 76 0

COMM DIST 1

Vote For 1
 129 ED MEYER 68 100.00 68 0

COMM DIST 2

Vote For 1
 131 LES YOUNG 66 100.00 66 0

PREC REPORT-GROUP DETAIL

CLARK COUNTY, INDIANA
PRIMARY ELECTION
MAY 08, 2012
DEMOCRATIC

Unofficial Results

REPORT-EL30A PAGE 0065-06

RUN DATE:05/08/12 08:45 PM

0065 UTICA 2

	TOTAL VOTES	%	EAGLES	IVO'S
COUNCIL AT-LARGE				
Vote For 3				
138 DAVID RAY ABBOTT.	24	10.57	24	0
139 CHARLES KING	26	11.45	26	0
140 SUSAN POPP.	59	25.99	59	0
141 BRENDA ROSS	34	14.98	34	0
142 PERRY SMITH	40	17.62	40	0
143 KEVIN L. VISSING.	44	19.38	44	0

WE, THE UNDERSIGNED, DO HEREBY CERTIFY
THAT THE ABOVE RESULTS ARE A TRUE AND
ACCURATE ACCOUNT OF ALL BALLOTS COUNTED
AND THAT ALL COUNTERS WERE ZERO (0)
WHEN THE POLLS OPENED AND THAT THE
ELECTION WAS HELD IN ACCORDANCE WITH
THE LAWS OF THE STATE.

ELECTION JUDGE

ELECTION JUDGE

ELECTION JUDGE

PREC REPORT-GROUP DETAIL

CLARK COUNTY, INDIANA
PRIMARY ELECTION
MAY 08, 2012
STATISTICS

Unofficial Results

RUN DATE:05/08/12 08:45 PM

REPORT-EL30A PAGE 0066-01

0066 UTICA 3

	TOTAL VOTES	%	EAGLES	IVO'S
REGISTERED VOTERS - TOTAL	1,779			
BALLOTS CAST - TOTAL	314		314	0
BALLOTS CAST - REPUBLICAN	207	65.92	207	0
BALLOTS CAST - DEMOCRATIC	107	34.08	107	0
VOTER TURNOUT - TOTAL		17.65		

PREC REPORT-GROUP DETAIL

CLARK COUNTY, INDIANA
 PRIMARY ELECTION
 MAY 08, 2012
 REPUBLICAN

Unofficial Results

REPORT-EL30A PAGE 0066-02

RUN DATE:05/08/12 08:45 PM

0066 UTICA 3

	TOTAL VOTES	%	EAGLES	IVO'S
PRESIDENT				
Vote For 1				
101 NEWT GINGRICH.	15	7.69	15	0
102 RON PAUL	18	9.23	18	0
103 MITT ROMNEY	135	69.23	135	0
104 RICK SANTORUM.	27	13.85	27	0
US SENATOR				
Vote For 1				
106 RICHARD G. LUGAR.	47	22.93	47	0
107 RICHARD E. MOURDOCK.	158	77.07	158	0
GOVERNOR				
Vote For 1				
109 MIKE PENCE.	160	100.00	160	0
US REP IN CONG DIST 9				
Vote For 1				
111 TODD YOUNG.	171	100.00	171	0
STATE REP DISTRICT 71				
Vote For 1				
NO CANDIDATE POSITION	0		0	0
JUDGE CIRCUIT 4				
Vote For 1				
NO CANDIDATE POSITION	0		0	0
CORONER				
Vote For 1				
125 TERRY CONWAY	69	47.59	69	0
126 MARK A. GOODLETT.	76	52.41	76	0
COMM DIST 1				
Vote For 1				
128 RICK STEPHENSON	127	100.00	127	0
COMM DIST 2				
Vote For 1				
130 JACK A. COFFMAN SR.	130	100.00	130	0

0066 UTICA 3

	TOTAL VOTES	%	EAGLES	IVO'S
COUNCIL AT-LARGE				
Vote For 3				
132 RONALD BROGAN	56	15.64	56	0
133 ADAM HUTCHINSON	33	9.22	33	0
134 KELLY L. KHURI	146	40.78	146	0
135 CHUCK LATHAM	49	13.69	49	0
136 RYAN LYNCH.	41	11.45	41	0
137 MAC MCINTOSH	33	9.22	33	0

PC UTICA 03

Vote For 1				
166 CHARLES E. BRYANT	69	39.66	69	0
167 KELLY L. KHURI	105	60.34	105	0

STATE DEL AT-LARGE

Vote For 18				
168 ORRIS BENDER	30	2.65	30	0
169 MARVIN E. BOSTOCK JR.	53	4.67	53	0
170 RUSSELL BROOKSBANK	40	3.53	40	0
171 CAROLE CARTER.	50	4.41	50	0
172 E. WAYNE CARTER	44	3.88	44	0
173 KELLEY CURRAN.	66	5.82	66	0
174 LOIS ANN ENGBRETSON	53	4.67	53	0
175 LEAH FARRIS	44	3.88	44	0
176 JAMIE HUDGINS.	28	2.47	28	0
177 GARY R. KOPP	56	4.94	56	0
178 RYAN LYNCH.	43	3.79	43	0
179 JASPER MAY III	33	2.91	33	0
180 JERRY MCHUGH	36	3.17	36	0
181 LISA NOEL-GILL	57	5.03	57	0
182 DAVID REINHARDT	65	5.73	65	0
183 BARBARA ANN REYNOLDS	42	3.70	42	0
184 LYNN RHODEA	46	4.06	46	0
185 D. ERIC SCHANSBERG	38	3.35	38	0
186 TONY SINGLETON	43	3.79	43	0
187 R. MONTY SNELLING	83	7.32	83	0
188 MICHAEL R. VAUGHN	27	2.38	27	0
189 WIN WALKER, JR.	59	5.20	59	0
190 ABBIE L. ZASTAWNY	44	3.88	44	0
191 EDWARD "ED Z." ZASTAWNY	54	4.76	54	0

PREC REPORT-GROUP DETAIL

CLARK COUNTY, INDIANA
PRIMARY ELECTION
MAY 08, 2012
REPUBLICAN

Unofficial Results

RUN DATE:05/08/12 08:45 PM

REPORT-EL30A PAGE 0066-04

0066 UTICA 3

TOTAL VOTES % EAGLES IVO'S

STATE DEL DIST 3

Vote For 5

206 SUE C. ATKINS	51	9.22	51	0
207 WILLIAM W. ATKINS	26	4.70	26	0
208 CHARLES E. BRYANT	74	13.38	74	0
209 JASON B. COCHRAN	20	3.62	20	0
210 MARK A. GOODLETT	67	12.12	67	0
211 ADAM HUTCHINSON	31	5.61	31	0
212 JOHN HUTCHINSON	12	2.17	12	0
213 MARY ANNE HUTCHINSON	39	7.05	39	0
214 BRIAN JONES	34	6.15	34	0
215 KELLY L. KHURI	122	22.06	122	0
216 WILLIAM L. NOEL	46	8.32	46	0
217 ANTHONY J. STEWART	31	5.61	31	0

PREC REPORT-GROUP DETAIL

CLARK COUNTY, INDIANA
 PRIMARY ELECTION
 MAY 08, 2012
 DEMOCRATIC

Unofficial Results

RUN DATE:05/08/12 08:45 PM

REPORT-EL30A PAGE 0066-05

0066 UTICA 3

	TOTAL VOTES	%	EAGLES	IVO'S
PRESIDENT				
Vote For 1				
105 BARACK OBAMA	86	100.00	86	0
US SENATOR				
Vote For 1				
108 JOE DONNELLY	81	100.00	81	0
GOVERNOR				
Vote For 1				
110 JOHN R. GREGG.	82	100.00	82	0
US REP IN CONG DIST 9				
Vote For 1				
112 JONATHAN GEORGE	20	21.05	20	0
113 JOHN GRIFFIN MILLER.	4	4.21	4	0
114 JOHN W. TILFORD	3	3.16	3	0
115 ROBERT WINNINGHAM	23	24.21	23	0
116 SHELLI YODER	45	47.37	45	0
STATE REP DISTRICT 71				
Vote For 1				
121 STEVEN R. STEMLER	94	100.00	94	0
JUDGE CIRCUIT 4				
Vote For 1				
124 VICKI L. CARMICHAEL.	91	100.00	91	0
CORONER				
Vote For 1				
127 JOHN HALL	89	100.00	89	0
COMM DIST 1				
Vote For 1				
129 ED MEYER	79	100.00	79	0
COMM DIST 2				
Vote For 1				
131 LES YOUNG	76	100.00	76	0

0066 UTICA 3

	TOTAL VOTES	%	EAGLES	IVO'S
COUNCIL AT-LARGE				
Vote For 3				
138 DAVID RAY ABBOTT.	27	10.42	27	0
139 CHARLES KING	36	13.90	36	0
140 SUSAN POPP.	57	22.01	57	0
141 BRENDA ROSS	48	18.53	48	0
142 PERRY SMITH	36	13.90	36	0
143 KEVIN L. VISSING.	55	21.24	55	0

WE, THE UNDERSIGNED, DO HEREBY CERTIFY
THAT THE ABOVE RESULTS ARE A TRUE AND
ACCURATE ACCOUNT OF ALL BALLOTS COUNTED
AND THAT ALL COUNTERS WERE ZERO (0)
WHEN THE POLLS OPENED AND THAT THE
ELECTION WAS HELD IN ACCORDANCE WITH
THE LAWS OF THE STATE.

ELECTION JUDGE

ELECTION JUDGE

ELECTION JUDGE

PREC REPORT-GROUP DETAIL

CLARK COUNTY, INDIANA
PRIMARY ELECTION
MAY 08, 2012
STATISTICS

Unofficial Results

RUN DATE:05/08/12 08:45 PM

REPORT-EL30A PAGE 0067-01

0067 UTICA 4

	TOTAL VOTES	%	EAGLES	IVO'S
REGISTERED VOTERS - TOTAL	922			
BALLOTS CAST - TOTAL	165		165	0
BALLOTS CAST - REPUBLICAN	72	43.64	72	0
BALLOTS CAST - DEMOCRATIC	93	56.36	93	0
VOTER TURNOUT - TOTAL		17.90		

PREC REPORT-GROUP DETAIL

CLARK COUNTY, INDIANA
 PRIMARY ELECTION
 MAY 08, 2012
 REPUBLICAN

Unofficial Results

RUN DATE:05/08/12 08:45 PM

REPORT-EL30A PAGE 0067-02

0067 UTICA 4

	TOTAL VOTES	%	EAGLES	IVO'S
PRESIDENT				
Vote For 1				
101 NEWT GINGRICH.	5	7.14	5	0
102 RON PAUL	10	14.29	10	0
103 MITT ROMNEY	51	72.86	51	0
104 RICK SANTORUM.	4	5.71	4	0
US SENATOR				
Vote For 1				
106 RICHARD G. LUGAR.	22	30.56	22	0
107 RICHARD E. MOURDOCK.	50	69.44	50	0
GOVERNOR				
Vote For 1				
109 MIKE PENCE.	61	100.00	61	0
US REP IN CONG DIST 9				
Vote For 1				
111 TODD YOUNG.	63	100.00	63	0
STATE REP DISTRICT 71				
Vote For 1				
NO CANDIDATE POSITION	0		0	0
JUDGE CIRCUIT 4				
Vote For 1				
NO CANDIDATE POSITION	0		0	0
CORONER				
Vote For 1				
125 TERRY CONWAY	33	64.71	33	0
126 MARK A. GOODLETT.	18	35.29	18	0
COMM DIST 1				
Vote For 1				
128 RICK STEPHENSON	49	100.00	49	0
COMM DIST 2				
Vote For 1				
130 JACK A. COFFMAN SR.	48	100.00	48	0

RUN DATE:05/08/12 08:45 PM

REPORT-EL30A PAGE 0067-03

0067 UTICA 4

	TOTAL VOTES	%	EAGLES	IVO'S
COUNCIL AT-LARGE				
Vote For 3				
132 RONALD BROGAN.	29	18.83	29	0
133 ADAM HUTCHINSON	18	11.69	18	0
134 KELLY L. KHURI	34	22.08	34	0
135 CHUCK LATHAM	42	27.27	42	0
136 RYAN LYNCH.	21	13.64	21	0
137 MAC MCINTOSH	10	6.49	10	0

STATE DEL AT-LARGE

	TOTAL VOTES	%	EAGLES	IVO'S
Vote For 18				
168 ORRIS BENDER	9	1.84	9	0
169 MARVIN E. BOSTOCK JR.	26	5.33	26	0
170 RUSSELL BROOKSBANK	12	2.46	12	0
171 CAROLE CARTER.	22	4.51	22	0
172 E. WAYNE CARTER	19	3.89	19	0
173 KELLEY CURRAN.	27	5.53	27	0
174 LOIS ANN ENGBRETSON	19	3.89	19	0
175 LEAH FARRIS	18	3.69	18	0
176 JAMIE HUDGINS.	15	3.07	15	0
177 GARY R. KOPP	17	3.48	17	0
178 RYAN LYNCH.	22	4.51	22	0
179 JASPER MAY III	12	2.46	12	0
180 JERRY MCHUGH	10	2.05	10	0
181 LISA NOEL-GILL	28	5.74	28	0
182 DAVID REINHARDT	37	7.58	37	0
183 BARBARA ANN REYNOLDS	16	3.28	16	0
184 LYNN RHODEA	12	2.46	12	0
185 D. ERIC SCHANSBERG	19	3.89	19	0
186 TONY SINGLETON	17	3.48	17	0
187 R. MONTY SNELLING	31	6.35	31	0
188 MICHAEL R. VAUGHN	16	3.28	16	0
189 WIN WALKER, JR.	24	4.92	24	0
190 ABBIE L. ZASTAWNY	25	5.12	25	0
191 EDWARD "ED Z." ZASTAWNY	35	7.17	35	0

STATE DEL DIST 3

	TOTAL VOTES	%	EAGLES	IVO'S
Vote For 5				
206 SUE C. ATKINS.	14	7.73	14	0
207 WILLIAM W. ATKINS	8	4.42	8	0
208 CHARLES E. BRYANT	20	11.05	20	0
209 JASON B. COCHRAN.	9	4.97	9	0
210 MARK A. GOODLETT.	17	9.39	17	0
211 ADAM HUTCHINSON	15	8.29	15	0
212 JOHN HUTCHINSON	9	4.97	9	0
213 MARY ANNE HUTCHINSON	10	5.52	10	0
214 BRIAN JONES	14	7.73	14	0
215 KELLY L. KHURI	26	14.36	26	0
216 WILLIAM L. NOEL	26	14.36	26	0
217 ANTHONY J. STEWART	13	7.18	13	0

RUN DATE:05/08/12 08:45 PM

REPORT-EL30A PAGE 0067-04

0067 UTICA 4

	TOTAL VOTES	%	EAGLES	IVO'S
PRESIDENT				
Vote For 1				
105 BARACK OBAMA	61	100.00	61	0
US SENATOR				
Vote For 1				
108 JOE DONNELLY	64	100.00	64	0
GOVERNOR				
Vote For 1				
110 JOHN R. GREGG.	65	100.00	65	0
US REP IN CONG DIST 9				
Vote For 1				
112 JONATHAN GEORGE	11	12.94	11	0
113 JOHN GRIFFIN MILLER.	2	2.35	2	0
114 JOHN W. TILFORD	2	2.35	2	0
115 ROBERT WINNINGHAM	29	34.12	29	0
116 SHELLI YODER	41	48.24	41	0
STATE REP DISTRICT 71				
Vote For 1				
121 STEVEN R. STEMLER	76	100.00	76	0
JUDGE CIRCUIT 4				
Vote For 1				
124 VICKI L. CARMICHAEL.	75	100.00	75	0
CORONER				
Vote For 1				
127 JOHN HALL	70	100.00	70	0
COMM DIST 1				
Vote For 1				
129 ED MEYER	70	100.00	70	0
COMM DIST 2				
Vote For 1				
131 LES YOUNG	68	100.00	68	0

RUN DATE:05/08/12 08:45 PM

0067 UTICA 4

	TOTAL VOTES	%	EAGLES	IVO'S
COUNCIL AT-LARGE				
Vote For 3				
138 DAVID RAY ABBOTT.	28	12.12	28	0
139 CHARLES KING	18	7.79	18	0
140 SUSAN POPP.	42	18.18	42	0
141 BRENDA ROSS	39	16.88	39	0
142 PERRY SMITH	57	24.68	57	0
143 KEVIN L. VISSING.	47	20.35	47	0

WE, THE UNDERSIGNED, DO HEREBY CERTIFY
THAT THE ABOVE RESULTS ARE A TRUE AND
ACCURATE ACCOUNT OF ALL BALLOTS COUNTED
AND THAT ALL COUNTERS WERE ZERO (0)
WHEN THE POLLS OPENED AND THAT THE
ELECTION WAS HELD IN ACCORDANCE WITH
THE LAWS OF THE STATE.

ELECTION JUDGE

ELECTION JUDGE

ELECTION JUDGE

PREC REPORT-GROUP DETAIL

CLARK COUNTY, INDIANA
PRIMARY ELECTION
MAY 08, 2012
STATISTICS

Unofficial Results

RUN DATE:05/08/12 08:45 PM

REPORT-EL30A PAGE 0068-01

0068 UTICA/JEFF CITY 19

	TOTAL VOTES	%	EAGLES	IVO'S
REGISTERED VOTERS - TOTAL	38			
BALLOTS CAST - TOTAL	30		30	0
BALLOTS CAST - REPUBLICAN	30	100.00	30	0
BALLOTS CAST - DEMOCRATIC	0		0	0
VOTER TURNOUT - TOTAL		78.95		

RUN DATE:05/08/12 08:45 PM

REPORT-EL30A PAGE 0068-02

0068 UTICA/JEFF CITY 19

	TOTAL VOTES	%	EAGLES	IVO'S
PRESIDENT				
Vote For 1				
101 NEWT GINGRICH.	3	10.00	3	0
102 RON PAUL	3	10.00	3	0
103 MITT ROMNEY	21	70.00	21	0
104 RICK SANTORUM.	3	10.00	3	0
US SENATOR				
Vote For 1				
106 RICHARD G. LUGAR.	6	20.69	6	0
107 RICHARD E. MOURDOCK.	23	79.31	23	0
GOVERNOR				
Vote For 1				
109 MIKE PENCE.	23	100.00	23	0
US REP IN CONG DIST 9				
Vote For 1				
111 TODD YOUNG.	25	100.00	25	0
STATE REP DISTRICT 71				
Vote For 1				
NO CANDIDATE POSITION	0		0	0
JUDGE CIRCUIT 4				
Vote For 1				
NO CANDIDATE POSITION	0		0	0
CORONER				
Vote For 1				
125 TERRY CONWAY	12	57.14	12	0
126 MARK A. GOODLETT.	9	42.86	9	0
COMM DIST 1				
Vote For 1				
128 RICK STEPHENSON	20	100.00	20	0
COMM DIST 2				
Vote For 1				
130 JACK A. COFFMAN SR.	20	100.00	20	0

0068 UTICA/JEFF CITY 19

	TOTAL VOTES	%	EAGLES	IVO'S
COUNCIL AT-LARGE				
Vote For 3				
132 RONALD BROGAN	8	14.81	8	0
133 ADAM HUTCHINSON	4	7.41	4	0
134 KELLY L. KHURI	16	29.63	16	0
135 CHUCK LATHAM	17	31.48	17	0
136 RYAN LYNCH	6	11.11	6	0
137 MAC MCINTOSH	3	5.56	3	0

STATE DEL AT-LARGE

Vote For 18				
168 ORRIS BENDER	9	4.43	9	0
169 MARVIN E. BOSTOCK JR.	6	2.96	6	0
170 RUSSELL BROOKSBANK	6	2.96	6	0
171 CAROLE CARTER	4	1.97	4	0
172 E. WAYNE CARTER	4	1.97	4	0
173 KELLEY CURRAN	9	4.43	9	0
174 LOIS ANN ENGBRETSON	8	3.94	8	0
175 LEAH FARRIS	6	2.96	6	0
176 JAMIE HUDGINS	5	2.46	5	0
177 GARY R. KOPP	12	5.91	12	0
178 RYAN LYNCH	12	5.91	12	0
179 JASPER MAY III	4	1.97	4	0
180 JERRY MCHUGH	7	3.45	7	0
181 LISA NOEL-GILL	9	4.43	9	0
182 DAVID REINHARDT	22	10.84	22	0
183 BARBARA ANN REYNOLDS	6	2.96	6	0
184 LYNN RHODEA	5	2.46	5	0
185 D. ERIC SCHANSBERG	7	3.45	7	0
186 TONY SINGLETON	10	4.93	10	0
187 R. MONTY SNELLING	13	6.40	13	0
188 MICHAEL R. VAUGHN	6	2.96	6	0
189 WIN WALKER, JR.	9	4.43	9	0
190 ABBIE L. ZASTAWNY	12	5.91	12	0
191 EDWARD "ED Z." ZASTAWNY	12	5.91	12	0

STATE DEL DIST 3

Vote For 5				
206 SUE C. ATKINS	12	17.14	12	0
207 WILLIAM W. ATKINS	9	12.86	9	0
208 CHARLES E. BRYANT	3	4.29	3	0
209 JASON B. COCHRAN	3	4.29	3	0
210 MARK A. GOODLETT	3	4.29	3	0
211 ADAM HUTCHINSON	6	8.57	6	0
212 JOHN HUTCHINSON	4	5.71	4	0
213 MARY ANNE HUTCHINSON	2	2.86	2	0
214 BRIAN JONES	6	8.57	6	0
215 KELLY L. KHURI	14	20.00	14	0
216 WILLIAM L. NOEL	6	8.57	6	0
217 ANTHONY J. STEWART	2	2.86	2	0

PREC REPORT-GROUP DETAIL

CLARK COUNTY, INDIANA
PRIMARY ELECTION
MAY 08, 2012
DEMOCRATIC

Unofficial Results

REPORT-EL30A PAGE 0068-04

RUN DATE:05/08/12 08:45 PM

0068 UTICA/JEFF CITY 19

	TOTAL VOTES	%	EAGLES	IVO'S
PRESIDENT				
Vote For 1				
105 BARACK OBAMA	0		0	0
US SENATOR				
Vote For 1				
108 JOE DONNELLY	0		0	0
GOVERNOR				
Vote For 1				
110 JOHN R. GREGG.	0		0	0
US REP IN CONG DIST 9				
Vote For 1				
112 JONATHAN GEORGE	0		0	0
113 JOHN GRIFFIN MILLER.	0		0	0
114 JOHN W. TILFORD	0		0	0
115 ROBERT WINNINGHAM	0		0	0
116 SHELLI YODER	0		0	0
STATE REP DISTRICT 71				
Vote For 1				
121 STEVEN R. STEMLER	0		0	0
JUDGE CIRCUIT 4				
Vote For 1				
124 VICKI L. CARMICHAEL.	0		0	0
CORONER				
Vote For 1				
127 JOHN HALL	0		0	0
COMM DIST 1				
Vote For 1				
129 ED MEYER	0		0	0
COMM DIST 2				
Vote For 1				
131 LES YOUNG	0		0	0

PREC REPORT-GROUP DETAIL

CLARK COUNTY, INDIANA
PRIMARY ELECTION
MAY 08, 2012
DEMOCRATIC

Unofficial Results

RUN DATE:05/08/12 08:45 PM

REPORT-EL30A PAGE 0068-05

0068 UTICA/JEFF CITY 19

	TOTAL VOTES	%	EAGLES	IVO'S
COUNCIL AT-LARGE				
Vote For 3				
138 DAVID RAY ABBOTT.	0		0	0
139 CHARLES KING	0		0	0
140 SUSAN POPP.	0		0	0
141 BRENDA ROSS	0		0	0
142 PERRY SMITH	0		0	0
143 KEVIN L. VISSING.	0		0	0

WE, THE UNDERSIGNED, DO HEREBY CERTIFY
THAT THE ABOVE RESULTS ARE A TRUE AND
ACCURATE ACCOUNT OF ALL BALLOTS COUNTED
AND THAT ALL COUNTERS WERE ZERO (0)
WHEN THE POLLS OPENED AND THAT THE
ELECTION WAS HELD IN ACCORDANCE WITH
THE LAWS OF THE STATE.

ELECTION JUDGE

ELECTION JUDGE

ELECTION JUDGE

PREC REPORT-GROUP DETAIL

CLARK COUNTY, INDIANA
PRIMARY ELECTION
MAY 08, 2012
STATISTICS

Unofficial Results.

RUN DATE:05/08/12 08:45 PM

REPORT-EL30A PAGE 0069-01

0069 WASHINGTON 1

	TOTAL VOTES	%	EAGLES	IVO'S
REGISTERED VOTERS - TOTAL	1,249			
BALLOTS CAST - TOTAL	285		285	0
BALLOTS CAST - REPUBLICAN	136	47.72	136	0
BALLOTS CAST - DEMOCRATIC	149	52.28	149	0
VOTER TURNOUT - TOTAL		22.82		

PREC REPORT-GROUP DETAIL

CLARK COUNTY, INDIANA
 PRIMARY ELECTION
 MAY 08, 2012
 REPUBLICAN

Unofficial Results

RUN DATE:05/08/12 08:45 PM

REPORT-EL30A PAGE 0069-02

0069 WASHINGTON 1

	TOTAL VOTES	%	EAGLES	IVO'S
PRESIDENT				
Vote For 1				
101 NEWT GINGRICH.	11	8.59	11	0
102 RON PAUL	17	13.28	17	0
103 MITT ROMNEY	78	60.94	78	0
104 RICK SANTORUM.	22	17.19	22	0
US SENATOR				
Vote For 1				
106 RICHARD G. LUGAR.	29	22.14	29	0
107 RICHARD E. MOURDOCK.	102	77.86	102	0
GOVERNOR				
Vote For 1				
109 MIKE PENCE.	113	100.00	113	0
US REP IN CONG DIST 9				
Vote For 1				
111 TODD YOUNG.	116	100.00	116	0
STATE REP DISTRICT 66				
Vote For 1				
NO CANDIDATE POSITION	0		0	0
JUDGE CIRCUIT 4				
Vote For 1				
NO CANDIDATE POSITION	0		0	0
CORONER				
Vote For 1				
125 TERRY CONWAY	59	49.17	59	0
126 MARK A. GOODLETT.	61	50.83	61	0
COMM DIST 1				
Vote For 1				
128 RICK STEPHENSON	101	100.00	101	0
COMM DIST 2				
Vote For 1				
130 JACK A. COFFMAN SR..	100	100.00	100	0

0069 WASHINGTON 1

	TOTAL VOTES	%	EAGLES	IVO'S
COUNCIL AT-LARGE				
Vote For 3				
132 RONALD BROGAN	40	16.26	40	0
133 ADAM HUTCHINSON	27	10.98	27	0
134 KELLY L. KHURI	60	24.39	60	0
135 CHUCK LATHAM	47	19.11	47	0
136 RYAN LYNCH	40	16.26	40	0
137 MAC MCINTOSH	32	13.01	32	0

STATE DEL AT-LARGE

	TOTAL VOTES	%	EAGLES	IVO'S
Vote For 18				
168 ORRIS BENDER	23	2.86	23	0
169 MARVIN E. BOSTOCK JR.	35	4.35	35	0
170 RUSSELL BROOKSBANK	24	2.99	24	0
171 CAROLE CARTER	35	4.35	35	0
172 E. WAYNE CARTER	26	3.23	26	0
173 KELLEY CURRAN	33	4.10	33	0
174 LOIS ANN ENGBRETSON	41	5.10	41	0
175 LEAH FARRIS	27	3.36	27	0
176 JAMIE HUDGINS	27	3.36	27	0
177 GARY R. KOPP	40	4.98	40	0
178 RYAN LYNCH	36	4.48	36	0
179 JASPER MAY III	20	2.49	20	0
180 JERRY MCHUGH	26	3.23	26	0
181 LISA NOEL-GILL	49	6.09	49	0
182 DAVID REINHARDT	36	4.48	36	0
183 BARBARA ANN REYNOLDS	36	4.48	36	0
184 LYNN RHODEA	33	4.10	33	0
185 D. ERIC SCHANSBERG	28	3.48	28	0
186 TONY SINGLETON	36	4.48	36	0
187 R. MONTY SNELLING	61	7.59	61	0
188 MICHAEL R. VAUGHN	33	4.10	33	0
189 WIN WALKER, JR.	31	3.86	31	0
190 ABBIE L. ZASTAWNY	34	4.23	34	0
191 EDWARD "ED Z." ZASTAWNY	34	4.23	34	0

STATE DEL DIST 3

	TOTAL VOTES	%	EAGLES	IVO'S
Vote For 5				
206 SUE C. ATKINS	24	6.63	24	0
207 WILLIAM W. ATKINS	15	4.14	15	0
208 CHARLES E. BRYANT	26	7.18	26	0
209 JASON B. COCHRAN	35	9.67	35	0
210 MARK A. GOODLETT	55	15.19	55	0
211 ADAM HUTCHINSON	10	2.76	10	0
212 JOHN HUTCHINSON	8	2.21	8	0
213 MARY ANNE HUTCHINSON	14	3.87	14	0
214 BRIAN JONES	52	14.36	52	0
215 KELLY L. KHURI	41	11.33	41	0
216 WILLIAM L. NOEL	39	10.77	39	0
217 ANTHONY J. STEWART	43	11.88	43	0

RUN DATE:05/08/12 08:45 PM

REPORT-EL30A PAGE 0069-04

0069 WASHINGTON 1

	TOTAL VOTES	%	EAGLES	IVO'S
PRESIDENT				
Vote For 1				
105 BARACK OBAMA	85	100.00	85	0
US SENATOR				
Vote For 1				
108 JOE DONNELLY	96	100.00	96	0
GOVERNOR				
Vote For 1				
110 JOHN R. GREGG.	95	100.00	95	0
US REP IN CONG DIST 9				
Vote For 1				
112 JONATHAN GEORGE	12	9.23	12	0
113 JOHN GRIFFIN MILLER.	5	3.85	5	0
114 JOHN W. TILFORD	10	7.69	10	0
115 ROBERT WINNINGHAM	63	48.46	63	0
116 SHELLI YODER	40	30.77	40	0
STATE REP DISTRICT 66				
Vote For 1				
117 TERRY GOODIN	123	100.00	123	0
JUDGE CIRCUIT 4				
Vote For 1				
124 VICKI L. CARMICHAEL.	112	100.00	112	0
CORONER				
Vote For 1				
127 JOHN HALL	105	100.00	105	0
COMM DIST 1				
Vote For 1				
129 ED MEYER	98	100.00	98	0
COMM DIST 2				
Vote For 1				
131 LES YOUNG	92	100.00	92	0

RUN DATE:05/08/12 08:45 PM

REPORT-EL30A PAGE 0069-05

0069 WASHINGTON 1

	TOTAL VOTES	%	EAGLES	IVO'S
--	-------------	---	--------	-------

COUNCIL AT-LARGE

Vote For 3

138 DAVID RAY ABBOTT.	101	29.19	101	0
139 CHARLES KING	31	8.96	31	0
140 SUSAN POPP.	39	11.27	39	0
141 BRENDA ROSS	67	19.36	67	0
142 PERRY SMITH	46	13.29	46	0
143 KEVIN L. VISSING.	62	17.92	62	0

WE, THE UNDERSIGNED, DO HEREBY CERTIFY
THAT THE ABOVE RESULTS ARE A TRUE AND
ACCURATE ACCOUNT OF ALL BALLOTS COUNTED
AND THAT ALL COUNTERS WERE ZERO (0)
WHEN THE POLLS OPENED AND THAT THE
ELECTION WAS HELD IN ACCORDANCE WITH
THE LAWS OF THE STATE.

ELECTION JUDGE

ELECTION JUDGE

ELECTION JUDGE

PREC REPORT-GROUP DETAIL

CLARK COUNTY, INDIANA
PRIMARY ELECTION
MAY 08, 2012
STATISTICS

Unofficial Results

RUN DATE:05/08/12 08:45 PM

REPORT-EL30A PAGE 0070-01

0070 WOOD 1

	TOTAL VOTES	%	EAGLES	IVO'S
REGISTERED VOTERS - TOTAL	635			
BALLOTS CAST - TOTAL	103		103	0
BALLOTS CAST - REPUBLICAN	62	60.19	62	0
BALLOTS CAST - DEMOCRATIC	41	39.81	41	0
VOTER TURNOUT - TOTAL		16.22		

RUN DATE:05/08/12 08:45 PM

REPORT-EL30A PAGE 0070-02

0070 WOOD 1

TOTAL VOTES % EAGLES IVO'S

PRESIDENT

Vote For 1

101 NEWT GINGRICH.	2	3.28	2	0
102 RON PAUL	14	22.95	14	0
103 MITT ROMNEY	38	62.30	38	0
104 RICK SANTORUM.	7	11.48	7	0

US SENATOR

Vote For 1

106 RICHARD G. LUGAR.	9	14.52	9	0
107 RICHARD E. MOURDOCK.	53	85.48	53	0

GOVERNOR

Vote For 1

109 MIKE PENCE.	57	100.00	57	0
-------------------------	----	--------	----	---

US REP IN CONG DIST 9

Vote For 1

111 TODD YOUNG.	55	100.00	55	0
-------------------------	----	--------	----	---

STATE REP DISTRICT 70

Vote For 1

118 RHONDA J. RHOADS.	54	100.00	54	0
-------------------------------	----	--------	----	---

JUDGE CIRCUIT 4

Vote For 1

NO CANDIDATE POSITION	0		0	0
---------------------------------	---	--	---	---

CORONER

Vote For 1

125 TERRY CONWAY	31	60.78	31	0
126 MARK A. GOODLETT.	20	39.22	20	0

COMM DIST 1

Vote For 1

128 RICK STEPHENSON	49	100.00	49	0
-------------------------------	----	--------	----	---

COMM DIST 2

Vote For 1

130 JACK A. COFFMAN SR..	50	100.00	50	0
----------------------------------	----	--------	----	---

0070 WOOD 1

TOTAL VOTES % EAGLES IVO'S

COUNCIL AT-LARGE

Vote For 3

132 RONALD BROGAN	24	18.32	24	0
133 ADAM HUTCHINSON	22	16.79	22	0
134 KELLY L. KHURI	22	16.79	22	0
135 CHUCK LATHAM	19	14.50	19	0
136 RYAN LYNCH.	21	16.03	21	0
137 MAC MCINTOSH	23	17.56	23	0

STATE DEL AT-LARGE

Vote For 18

168 ORRIS BENDER	13	3.55	13	0
169 MARVIN E. BOSTOCK JR.	19	5.19	19	0
170 RUSSELL BROOKSBANK	9	2.46	9	0
171 CAROLE CARTER.	17	4.64	17	0
172 E. WAYNE CARTER	15	4.10	15	0
173 KELLEY CURRAN.	14	3.83	14	0
174 LOIS ANN ENGBRETSON	13	3.55	13	0
175 LEAH FARRIS	15	4.10	15	0
176 JAMIE HUDGINS.	14	3.83	14	0
177 GARY R. KOPP	13	3.55	13	0
178 RYAN LYNCH.	22	6.01	22	0
179 JASPER MAY III	9	2.46	9	0
180 JERRY MCHUGH	14	3.83	14	0
181 LISA NOEL-GILL	21	5.74	21	0
182 DAVID REINHARDT	21	5.74	21	0
183 BARBARA ANN REYNOLDS	19	5.19	19	0
184 LYNN RHODEA	13	3.55	13	0
185 D. ERIC SCHANSBERG	13	3.55	13	0
186 TONY SINGLETON	17	4.64	17	0
187 R. MONTY SNELLING	25	6.83	25	0
188 MICHAEL R. VAUGHN	7	1.91	7	0
189 WIN WALKER, JR.	17	4.64	17	0
190 ABBIE L. ZASTAWNY	14	3.83	14	0
191 EDWARD "ED Z." ZASTAWNY	12	3.28	12	0

STATE DEL DIST 2

Vote For 5

200 ALLEN (JAMES) BOTTORFF.	24	16.44	24	0
201 R. THOMAS LOWE	26	17.81	26	0
202 DONALD M. STAHL	30	20.55	30	0
203 JIM ULASZEK	16	10.96	16	0
204 MARTINA WEBSTER	29	19.86	29	0
205 KEVIN G. WELZ.	21	14.38	21	0

RUN DATE:05/08/12 08:45 PM

REPORT-EL30A PAGE 0070-04

0070 WOOD 1

	TOTAL VOTES	%	EAGLES	IVO'S
PRESIDENT				
Vote For 1				
105 BARACK OBAMA	34	100.00	34	0
US SENATOR				
Vote For 1				
108 JOE DONNELLY	32	100.00	32	0
GOVERNOR				
Vote For 1				
110 JOHN R. GREGG.	36	100.00	36	0
US REP IN CONG DIST 9				
Vote For 1				
112 JONATHAN GEORGE	4	10.26	4	0
113 JOHN GRIFFIN MILLER.	6	15.38	6	0
114 JOHN W. TILFORD	0		0	0
115 ROBERT WINNINGHAM	8	20.51	8	0
116 SHELLI YODER	21	53.85	21	0
STATE REP DISTRICT 70				
Vote For 1				
119 ALVA J. "JIM" KINCAID JR..	17	47.22	17	0
120 TERRY L. MILLER	19	52.78	19	0
JUDGE CIRCUIT 4				
Vote For 1				
124 VICKI L. CARMICHAEL.	36	100.00	36	0
CORONER				
Vote For 1				
127 JOHN HALL	35	100.00	35	0
COMM DIST 1				
Vote For 1				
129 ED MEYER	30	100.00	30	0
COMM DIST 2				
Vote For 1				
131 LES YOUNG	33	100.00	33	0

0070 WOOD 1

	TOTAL VOTES	%	EAGLES	IVO'S
COUNCIL AT-LARGE				
Vote For 3				
138 DAVID RAY ABBOTT.	19	17.59	19	0
139 CHARLES KING	8	7.41	8	0
140 SUSAN POPP.	27	25.00	27	0
141 BRENDA ROSS	14	12.96	14	0
142 PERRY SMITH	22	20.37	22	0
143 KEVIN L. VISSING.	18	16.67	18	0

WE, THE UNDERSIGNED, DO HEREBY CERTIFY
THAT THE ABOVE RESULTS ARE A TRUE AND
ACCURATE ACCOUNT OF ALL BALLOTS COUNTED
AND THAT ALL COUNTERS WERE ZERO (0)
WHEN THE POLLS OPENED AND THAT THE
ELECTION WAS HELD IN ACCORDANCE WITH
THE LAWS OF THE STATE.

ELECTION JUDGE

ELECTION JUDGE

ELECTION JUDGE

PREC REPORT-GROUP DETAIL

CLARK COUNTY, INDIANA
PRIMARY ELECTION
MAY 08, 2012
STATISTICS

Unofficial Results

RUN DATE:05/08/12 08:45 PM

REPORT-EL30A PAGE 0071-01

0071 WOOD 2

	TOTAL VOTES	%	EAGLES	IVO'S
REGISTERED VOTERS - TOTAL	1,044			
BALLOTS CAST - TOTAL	199		199	0
BALLOTS CAST - REPUBLICAN	122	61.31	122	0
BALLOTS CAST - DEMOCRATIC	77	38.69	77	0
VOTER TURNOUT - TOTAL		19.06		

PREC REPORT-GROUP DETAIL

CLARK COUNTY, INDIANA
 PRIMARY ELECTION
 MAY 08, 2012
 REPUBLICAN

Unofficial Results

RUN DATE:05/08/12 08:45 PM

REPORT-EL30A PAGE 0071-02

0071 WOOD 2

	TOTAL VOTES	%	EAGLES	IVO'S
--	-------------	---	--------	-------

PRESIDENT

Vote For 1				
101 NEWT GINGRICH.	9	7.76	9	0
102 RON PAUL	20	17.24	20	0
103 MITT ROMNEY	70	60.34	70	0
104 RICK SANTORUM.	17	14.66	17	0

US SENATOR

Vote For 1				
106 RICHARD G. LUGAR.	25	20.49	25	0
107 RICHARD E. MOURDOCK.	97	79.51	97	0

GOVERNOR

Vote For 1				
109 MIKE PENCE.	93	100.00	93	0

US REP IN CONG DIST 9

Vote For 1				
111 TODD YOUNG.	102	100.00	102	0

STATE REP DISTRICT 70

Vote For 1				
118 RHONDA J. RHOADS.	93	100.00	93	0

JUDGE CIRCUIT 4

Vote For 1				
NO CANDIDATE POSITION	0		0	0

CORONER

Vote For 1				
125 TERRY CONWAY	52	56.52	52	0
126 MARK A. GOODLETT.	40	43.48	40	0

COMM DIST 1

Vote For 1				
128 RICK STEPHENSON	78	100.00	78	0

COMM DIST 2

Vote For 1				
130 JACK A. COFFMAN SR..	94	100.00	94	0

0071 WOOD 2

TOTAL VOTES % EAGLES IVO'S

COUNCIL AT-LARGE

Vote For 3

132 RONALD BROGAN	35	15.63	35	0
133 ADAM HUTCHINSON	32	14.29	32	0
134 KELLY L. KHURI	48	21.43	48	0
135 CHUCK LATHAM	38	16.96	38	0
136 RYAN LYNCH.	34	15.18	34	0
137 MAC MCINTOSH	37	16.52	37	0

STATE DEL AT-LARGE

Vote For 18

168 ORRIS BENDER	17	2.81	17	0
169 MARVIN E. BOSTOCK JR.	34	5.62	34	0
170 RUSSELL BROOKSBANK	12	1.98	12	0
171 CAROLE CARTER.	30	4.96	30	0
172 E. WAYNE CARTER	30	4.96	30	0
173 KELLEY CURRAN.	23	3.80	23	0
174 LOIS ANN ENGBRETSON	23	3.80	23	0
175 LEAH FARRIS	32	5.29	32	0
176 JAMIE HUDGINS.	19	3.14	19	0
177 GARY R. KOPP	34	5.62	34	0
178 RYAN LYNCH.	36	5.95	36	0
179 JASPER MAY III	13	2.15	13	0
180 JERRY MCHUGH	19	3.14	19	0
181 LISA NOEL-GILL	28	4.63	28	0
182 DAVID REINHARDT	33	5.45	33	0
183 BARBARA ANN REYNOLDS	33	5.45	33	0
184 LYNN RHODEA	21	3.47	21	0
185 D. ERIC SCHANSBERG	13	2.15	13	0
186 TONY SINGLETON	34	5.62	34	0
187 R. MONTY SNELLING	36	5.95	36	0
188 MICHAEL R. VAUGHN	19	3.14	19	0
189 WIN WALKER, JR.	28	4.63	28	0
190 ABBIE L. ZASTAWNY	19	3.14	19	0
191 EDWARD "ED Z." ZASTAWNY	19	3.14	19	0

STATE DEL DIST 2

Vote For 5

200 ALLEN (JAMES) BOTTORFF.	48	19.67	48	0
201 R. THOMAS LOWE	43	17.62	43	0
202 DONALD M. STAHL	45	18.44	45	0
203 JIM ULASZEK	22	9.02	22	0
204 MARTINA WEBSTER	46	18.85	46	0
205 KEVIN G. WELZ.	40	16.39	40	0

RUN DATE:05/08/12 08:45 PM

REPORT-EL30A PAGE 0071-04

0071 WOOD 2

	TOTAL VOTES	%	EAGLES	IVO'S
PRESIDENT				
Vote For 1				
105 BARACK OBAMA	58	100.00	58	0
US SENATOR				
Vote For 1				
108 JOE DONNELLY	56	100.00	56	0
GOVERNOR				
Vote For 1				
110 JOHN R. GREGG.	62	100.00	62	0
US REP IN CONG DIST 9				
Vote For 1				
112 JONATHAN GEORGE	6	8.45	6	0
113 JOHN GRIFFIN MILLER.	3	4.23	3	0
114 JOHN W. TILFORD	4	5.63	4	0
115 ROBERT WINNINGHAM	22	30.99	22	0
116 SHELLI YODER	36	50.70	36	0
STATE REP DISTRICT 70				
Vote For 1				
119 ALVA J. "JIM" KINCAID JR..	25	36.76	25	0
120 TERRY L. MILLER	43	63.24	43	0
JUDGE CIRCUIT 4				
Vote For 1				
124 VICKI L. CARMICHAEL.	68	100.00	68	0
CORONER				
Vote For 1				
127 JOHN HALL	64	100.00	64	0
COMM DIST 1				
Vote For 1				
129 ED MEYER	54	100.00	54	0
COMM DIST 2				
Vote For 1				
131 LES YOUNG	51	100.00	51	0

RUN DATE:05/08/12 08:45 PM

REPORT-EL30A PAGE 0071-05

0071 WOOD 2

	TOTAL VOTES	%	EAGLES	IVO'S
COUNCIL AT-LARGE				
Vote For 3				
138 DAVID RAY ABBOTT.	35	20.59	35	0
139 CHARLES KING	19	11.18	19	0
140 SUSAN POPP.	42	24.71	42	0
141 BRENDA ROSS	36	21.18	36	0
142 PERRY SMITH	13	7.65	13	0
143 KEVIN L. VISSING.	25	14.71	25	0

WE, THE UNDERSIGNED, DO HEREBY CERTIFY
THAT THE ABOVE RESULTS ARE A TRUE AND
ACCURATE ACCOUNT OF ALL BALLOTS COUNTED
AND THAT ALL COUNTERS WERE ZERO (0)
WHEN THE POLLS OPENED AND THAT THE
ELECTION WAS HELD IN ACCORDANCE WITH
THE LAWS OF THE STATE.

ELECTION JUDGE

ELECTION JUDGE

ELECTION JUDGE

PREC REPORT-GROUP DETAIL

CLARK COUNTY, INDIANA
PRIMARY ELECTION
MAY 08, 2012
STATISTICS

Unofficial Results

RUN DATE:05/08/12 08:45 PM

REPORT-EL30A PAGE 0072-01

0072 WOOD 3

	TOTAL VOTES	%	EAGLES	IVO'S
REGISTERED VOTERS - TOTAL	390			
BALLOTS CAST - TOTAL	127		127	0
BALLOTS CAST - REPUBLICAN	77	60.63	77	0
BALLOTS CAST - DEMOCRATIC	50	39.37	50	0
VOTER TURNOUT - TOTAL		32.56		

0072 WOOD 3

TOTAL VOTES % EAGLES IVO'S

PRESIDENT

Vote For 1

101 NEWT GINGRICH.	4	5.33	4	0
102 RON PAUL	11	14.67	11	0
103 MITT ROMNEY	53	70.67	53	0
104 RICK SANTORUM.	7	9.33	7	0

US SENATOR

Vote For 1

106 RICHARD G. LUGAR.	13	16.88	13	0
107 RICHARD E. MOURDOCK.	64	83.12	64	0

GOVERNOR

Vote For 1

109 MIKE PENCE.	65	100.00	65	0
-------------------------	----	--------	----	---

US REP IN CONG DIST 9

Vote For 1

111 TODD YOUNG.	71	100.00	71	0
-------------------------	----	--------	----	---

STATE REP DISTRICT 70

Vote For 1

118 RHONDA J. RHOADS.	67	100.00	67	0
-------------------------------	----	--------	----	---

JUDGE CIRCUIT 4

Vote For 1

NO CANDIDATE POSITION	0		0	0
---------------------------------	---	--	---	---

CORONER

Vote For 1

125 TERRY CONWAY	29	47.54	29	0
126 MARK A. GOODLETT.	32	52.46	32	0

COMM DIST 1

Vote For 1

128 RICK STEPHENSON	60	100.00	60	0
-------------------------------	----	--------	----	---

COMM DIST 2

Vote For 1

130 JACK A. COFFMAN SR..	63	100.00	63	0
----------------------------------	----	--------	----	---

0072 WOOD 3

TOTAL VOTES % EAGLES IVO'S

COUNCIL AT-LARGE

Vote For 3

132 RONALD BROGAN	19	12.03	19	0
133 ADAM HUTCHINSON	27	17.09	27	0
134 KELLY L. KHURI	29	18.35	29	0
135 CHUCK LATHAM	25	15.82	25	0
136 RYAN LYNCH.	33	20.89	33	0
137 MAC MCINTOSH	25	15.82	25	0

STATE DEL AT-LARGE

Vote For 18

168 ORRIS BENDER	14	3.02	14	0
169 MARVIN E. BOSTOCK JR.	34	7.34	34	0
170 RUSSELL BROOKSBANK	7	1.51	7	0
171 CAROLE CARTER.	22	4.75	22	0
172 E. WAYNE CARTER	22	4.75	22	0
173 KELLEY CURRAN.	22	4.75	22	0
174 LOIS ANN ENGBRETSON	17	3.67	17	0
175 LEAH FARRIS	18	3.89	18	0
176 JAMIE HUDGINS.	20	4.32	20	0
177 GARY R. KOPP	26	5.62	26	0
178 RYAN LYNCH.	34	7.34	34	0
179 JASPER MAY III	7	1.51	7	0
180 JERRY MCHUGH	15	3.24	15	0
181 LISA NOEL-GILL	16	3.46	16	0
182 DAVID REINHARDT	25	5.40	25	0
183 BARBARA ANN REYNOLDS	19	4.10	19	0
184 LYNN RHODEA	22	4.75	22	0
185 D. ERIC SCHANSBERG	10	2.16	10	0
186 TONY SINGLETON	22	4.75	22	0
187 R. MONTY SNELLING	25	5.40	25	0
188 MICHAEL R. VAUGHN	20	4.32	20	0
189 WIN WALKER, JR.	19	4.10	19	0
190 ABBIE L. ZASTAWNY	16	3.46	16	0
191 EDWARD "ED Z." ZASTAWNY	11	2.38	11	0

STATE DEL DIST 2

Vote For 5

200 ALLEN (JAMES) BOTTORFF.	36	21.05	36	0
201 R. THOMAS LOWE	29	16.96	29	0
202 DONALD M. STAHL	30	17.54	30	0
203 JIM ULASZEK	16	9.36	16	0
204 MARTINA WEBSTER	28	16.37	28	0
205 KEVIN G. WELZ.	32	18.71	32	0

PREC REPORT-GROUP DETAIL

CLARK COUNTY, INDIANA
 PRIMARY ELECTION
 MAY 08, 2012
 DEMOCRATIC

Unofficial Results

RUN DATE:05/08/12 08:45 PM

REPORT-EL30A PAGE 0072-04

0072 WOOD 3

	TOTAL VOTES	%	EAGLES	IVO'S
PRESIDENT				
Vote For 1				
105 BARACK OBAMA	36	100.00	36	0
US SENATOR				
Vote For 1				
108 JOE DONNELLY	39	100.00	39	0
GOVERNOR				
Vote For 1				
110 JOHN R. GREGG.	41	100.00	41	0
US REP IN CONG DIST 9				
Vote For 1				
112 JONATHAN GEORGE	8	17.39	8	0
113 JOHN GRIFFIN MILLER.	3	6.52	3	0
114 JOHN W. TILFORD	2	4.35	2	0
115 ROBERT WINNINGHAM	18	39.13	18	0
116 SHELLI YODER	15	32.61	15	0
STATE REP DISTRICT 70				
Vote For 1				
119 ALVA J. "JIM" KINCAID JR..	19	45.24	19	0
120 TERRY L. MILLER	23	54.76	23	0
JUDGE CIRCUIT 4				
Vote For 1				
124 VICKI L. CARMICHAEL.	45	100.00	45	0
CORONER				
Vote For 1				
127 JOHN HALL	40	100.00	40	0
COMM DIST 1				
Vote For 1				
129 ED MEYER	39	100.00	39	0
COMM DIST 2				
Vote For 1				
131 LES YOUNG	42	100.00	42	0

PREC REPORT-GROUP DETAIL

CLARK COUNTY, INDIANA
PRIMARY ELECTION
MAY 08, 2012
DEMOCRATIC

Unofficial Results


RUN DATE:05/08/12 08:45 PM


REPORT-EL30A PAGE 0072-05


0072 WOOD 3

	TOTAL VOTES	%	EAGLES	IVO'S
COUNCIL AT-LARGE				
Vote For 3				
138 DAVID RAY ABBOTT.	21	16.67	21	0
139 CHARLES KING .	13	10.32	13	0
140 SUSAN POPP.	33	26.19	33	0
141 BRENDA ROSS .	22	17.46	22	0
142 PERRY SMITH .	9	7.14	9	0
143 KEVIN L. VISSING.	28	22.22	28	0


WE, THE UNDERSIGNED, DO HEREBY CERTIFY
THAT THE ABOVE RESULTS ARE A TRUE AND
ACCURATE ACCOUNT OF ALL BALLOTS COUNTED
AND THAT ALL COUNTERS WERE ZERO (0)
WHEN THE POLLS OPENED AND THAT THE
ELECTION WAS HELD IN ACCORDANCE WITH
THE LAWS OF THE STATE.



ELECTION JUDGE


ELECTION JUDGE


ELECTION JUDGE

After Provisionals


ELECTION JUDGE


ELECTION JUDGE